

Dr. Ken Warden
Commissioner

Graycen Bigger
AHECB Chair

**ARKANSAS HIGHER EDUCATION
COORDINATING BOARD**

REGULAR QUARTERLY MEETING

JANUARY 24, 2025



Arkansas Division of Higher Education

101 E. Capitol Ave., Suite 300 | Little Rock, AR 72201 | (501) 371-2000

ARKANSAS HIGHER EDUCATION COORDINATING BOARD

REGULAR QUARTERLY MEETING

**Arkansas Tech University
Hull Building Student Union
305 West Q Street
Russellville, AR 72801**

SCHEDULE

Friday, January 24, 2025

Call to Order at 9:00 a.m.

Committee Meetings

Convene Coordinating Board Meeting

Coordinating Board Meeting will convene at the end of the
Academic Committee meeting.

ARKANSAS HIGHER EDUCATION COORDINATING BOARD REGULAR QUARTERLY MEETING

Friday, January 24, 2025

Arkansas Tech University

AGENDA

I. FINANCE COMMITTEE

1. Annual Higher Education Financial Condition Report (Mr. Nick Fuller)
2. Maintenance Report (Mr. Fuller)
- *3. Economic Feasibility for North Arkansas College (Mr. Fuller)

II. ACADEMIC COMMITTEE

- *4. New Program: Associate of Applied Science in Medical Laboratory Technician Northwest Arkansas Community College (Mr. Mason Campbell)
- *5. Role and Scope Change: Doctor of Philosophy in Forest Resources University of Arkansas at Monticello (Mr. Campbell)
6. Arkansas Public Institutions Letters of Notification (Mrs. Tracy Harrell)
7. Arkansas Public Institutions Letters of Intent (Mrs. Harrell)
- *8. Out-of-State and Arkansas Private Institutions (Mrs. Alana Colburn)
9. Out-of-State and Arkansas Private Institutions Letters of Notification (Mrs. Colburn)
10. Out-of-State and Arkansas Private Institutions Letters of Intent (Mrs. Colburn)

III. FULL BOARD

- *11. Approve Minutes of October 14, 2024, Special Meeting and October 25, 2024, Regular Meeting (Chair Graycen Bigger)
- *12. Report of Nominating Committee for 2025-26 Board Officers (Chair Bigger)

- ~~*13. State Board of Higher Education Foundation Election of Supervisory Committee
(Chair Bigger)~~
- *14. Reimbursement of Expenses for Members of the AHECB and ICAC (Dr. Ken Warden)
- 15. Commissioner's Report (Dr. Warden)
- 16. Fall Annual Enrollment Report (Mrs. Sonia Hazelwood)
- 17. Report on Fall College-Going Rate (Mrs. Hazelwood)
- 18. Annual Report on Arkansas Enrollments in Out-of-State and Private Institutions
(Mrs. Colburn)
- 19. Report on Academic Program Viability (Mr. Campbell)
- 20. Program Review Policy Updates (Mr. Campbell)
- *21. Rules Governing the Arkansas Academic Challenge Scholarship Program
(Mrs. Alisha Lewis)
- *22. Rules Governing the Uniform Course Credit for Institutions of Higher Education
(Mrs. Lewis)

FINANCE COMMITTEE

Arkansas Higher Education Coordinating Board

**Arkansas Tech University
Hull Building Student Union
305 West Q Street
Russellville, AR 72801**

Friday, January 24, 2025

Finance Committee
Lucas Pointer, Chair
Chad Hooten

Heather Maxey
Dr. Kyle Miller
Graycen Bigger, Ex Officio

AGENDA

1. Annual Higher Education Financial Condition Report (Mr. Nick Fuller)
2. Maintenance Report (Mr. Fuller)
- *3. Economic Feasibility for North Arkansas College (Mr. Fuller)

*Numbers refer to main agenda.

ACADEMIC COMMITTEE

Arkansas Higher Education Coordinating Board

**Arkansas Tech University
Hull Building Student Union
305 West Q Street
Russellville, AR 72801**

Friday, January 24, 2025

Academic Committee

Dr. Jim Carr, Chair

Dr. Jerry Cash

Dr. Katherine Dudley

Carolyn Rhinehart

Graycen Bigger, Ex Officio

CONSENT AGENDA

- *4. New Program: Associate of Applied Science in Medical Laboratory Technician Northwest Arkansas Community College (Mr. Mason Campbell)
- *5. Role and Scope Change: Doctor of Philosophy in Forest Resources University of Arkansas at Monticello (Mr. Campbell)
6. Arkansas Public Institutions Letters of Notification (Mrs. Tracy Harrell)
7. Arkansas Public Institutions Letters of Intent (Mrs. Harrell)
- *8. Out-of-State and Arkansas Private Institutions (Mrs. Alana Colburn)
9. Out-of-State and Arkansas Private Institutions Letters of Notification (Mrs. Colburn)
10. Out-of-State and Arkansas Private Institutions Letters of Intent (Mrs. Colburn)

*Numbers refer to main agenda.

AGENDA ITEM NO. 1
HIGHER EDUCATION COORDINATING BOARD
JANUARY 24, 2025

ANNUAL FINANCIAL CONDITION REPORT

JANUARY 2025



A REPORT TO
THE ARKANSAS HIGHER EDUCATION
COORDINATING BOARD

TABLE OF CONTENTS

Introduction.....	3
Productivity-Based Funding	3
Revenue versus Cost in Higher Education.....	5
Funds per FTE Student from All Sources.....	8
The Reason for the Volume of Construction	11
Arkansas Faculty Salaries	13
Why Research Is Important	16
Tuition and Fees.....	17
Operating Margins	19
Fund Balances	20
Institutional Scholarship Expenditures	22
Educational and General Facilities	23
Auxiliaries.....	24
Athletics	29
RECOMMENDATIONS.....	35
Appendices.....	36
Appendix A: Operating Margins and Fund Balances	37
Appendix B: Net Tuition and Fee Income	44
Appendix C: Expenditures per FTE by Function	49
Appendix D: Scholarships	56
Appendix E: FAP Summary	60
Appendix F: Bonds and Loans Approved by AHECB 2007-2024.....	62
Appendix G: Fiscal Transparency Report.....	73

The Financial Condition of Arkansas Institutions of Higher Education

Introduction

The purpose of this report is to describe the financial condition as well as the challenges experienced by Arkansas's Public Institutions of Higher Education. These challenges have been brought on by a number of competing, and often conflicting demands: fluctuations in enrollments; lagging or declining state support; pressure to hold tuition down; underprepared students; and students who come to college with the expectations of new amenities and programs from the institutions.

This financial conditions report will address several topics including productivity-based funding, revenues versus costs in higher education, funds per full-time equivalent (FTE) student, the volume of construction on campuses, a comparison of Arkansas faculty salaries to other Southern Regional Education Board (SREB) states and various charts and graphs on tuition and fees by institution, expenditures by function, fund balances, operating margins, athletic incomes and expenditures, scholarship expenditures and measures of performance. It will also include some recommendations for future financial policies of the Arkansas Higher Education Coordinating Board.

Productivity-Based Funding

Arkansas has historically funded higher education loosely based on enrollment-based formulas, with a performance component introduced in 2011 which penalized institutions that did not meet predetermined performance measures. Most research around state funding formulas suggest that both approaches can be problematic. Additionally, funding had fallen short of the amounts recommended by the formulas due to limitations on the state's budget. As a result, only a small number of institutions had received the full amount recommended by the formula.

A fully outcomes-based model was proposed in the Closing the Gap 2020: A Master Plan for Arkansas Higher Education to address these concerns. Substantial efforts to adopt such a model began through an established Institutional Funding work group. The group held an initial

meeting in October 2015 and continued to work since that time to develop the model. The Arkansas Higher Education Coordinating Board (AHECB) adopted a framework for the outcomes-based model at its meeting on July 29, 2016 and the new funding policy was enacted with the passage of Act 148 of 2017.

Act 148 of 2017 repealed the needs-based and outcome-centered funding formulas that were created by Act 1203 of 2011. This act directed the AHECB to adopt policies developed by the Department of Higher Education necessary to implement a productivity-based funding model for state supported institutions.

Productivity-based funding is a mechanism to align institutional funding with statewide priorities for higher education by incentivizing progress toward statewide goals. At the same time, such models encourage accountability to students and policymakers by focusing on the success of students through the achievement of their educational goals. The new funding model is built around a set of shared principles developed by institutions and aligned with goals and objectives for post-secondary attainment in our state.

The productivity measures consist of four categories: (1) Effectiveness; (2) Affordability; (3) Adjustments; and (4) Efficiency. Each of these categories contain certain metrics. Effectiveness (Credentials, Progression, Transfer Success, Gateway Course Success) makes up eighty percent (80%) of the formula. Affordability (Time to Degree, Credits at Completion) makes up twenty percent (20%). Adjustments are applied for Research (4-year only) and Diseconomies of Scale (2-year only). Efficiency (Core Expense Ratio, Faculty to Administrator Salary Ratio) applies a plus/minus two percent (2%) change to the formula. Other future technical modifications, such as an addition of an inflationary index and refining of existing metrics will be considered when necessary. ADHE is also researching the ability to add a Return on Investment metric to these measures to assess the earnings benefit of a credential when compared to potential earnings without one.

In the formula, institutions receive points based on the requirements of each metric. Points are totaled and applied according to the weight of the metric. Once the points for the Effectiveness and Affordability measures are totaled, the Adjustments are applied to the points accordingly.

Finally, the Efficiency measure is applied against the adjusted total. This final total of points becomes the institution's Productivity Index. That Productivity Index is compared to the prior year's index for that institution. For example, in 2025 the Productivity Index uses data averages from the Baseline subset of AY2019, AY2020, and AY2021 and compares it to the 3-year average from the Comparative subset of AY2020, AY2021, and AY2022. The difference in the Baseline Index and the Comparative Index is the Change in Productivity Index. This percent change determines the distribution of funding.

The AHECB limits the funding recommendation generated by the productivity-based funding model to no more than a 2% growth over the prior year's Revenue Stabilization Act (RSA) general revenue funding amount for four- and two-year institutions. The total RSA general revenue recommendation for each four- and two-year institution includes any new state funding recommendation and reallocated funding recommendation. If an institution's funding recommendation is greater than a 2% increase over its existing RSA general revenue funding, the Board will recommend that the amount of funding recommendation up to 2% based on the graduated scale be added to an institutions existing RSA general revenue and any funding recommendation in excess be one-time incentive funding for that institution. The AHECB recommends redistribution of one-time incentive funding in the following year based on productivity index changes.

Within each four- and two-year institution group, RSA general revenue funding is recommended for reallocation from institutions with productivity index declines to institutions with productivity index increases. Reallocation of RSA general revenue funding to institutions with productivity increases is calculated as a percentage of the contribution to the overall four- or two-year institution productivity index increases. Reallocation for institutions with productivity index declines is based on their percentage of productivity index decline. Recommended reallocation of funding is capped at up to 2% of an institution's RSA general revenue funding.

Revenue versus Cost in Higher Education

Every organization – whether it is for-profit, nonprofit or government – faces the same financial imperative: It must cover its financial outflows (costs or expenditures) with financial inflows

(revenues). Although deficits can occur, they cannot be maintained forever. The one exception to this rule may be the federal government, which has the power to tax and print currency – even these actions have political limits. “Every other type of organization must choose a cash-flow strategy that ensures that revenues will at least cover its expenditures and debt service.” – *Robert E. Martin, “Revenue-to-Cost Spiral in Higher Education”*

Colleges and universities represent a specific type of nongovernment cash-flow strategy. Higher education is composed of state-supported colleges and universities, private nonprofit schools, and a number of for-profit schools. State-supported schools are the largest component. While they are part of state governments, they are very similar to private higher education in terms of their cash-flow management challenges, governance structures, role of third-party payers and the services they provide.

The foregoing was presented to establish that colleges and universities, whether state-supported or private non-profit institutions, must make certain that their revenues cover their expenditures and debt service, which presents unique challenges for state-supported colleges and universities. Unlike businesses which see their sales and profits decline during an economic downturn, state-supported colleges and universities may experience enrollment increases due to layoffs and unemployment, thereby increasing cost to educate additional students; along with state revenue decline causing a reduction, thereby creating the need to increase tuition and fees to cover the lost state support.

This demand for services experienced by colleges and universities during an economic downturn is the inverse of the lack of demand for services from for-profit businesses. While businesses are laying off employees, colleges and universities are forced to hire new faculty and support staff (admissions staff, financial aid staff, etc.) to meet the demands of new enrollment. As businesses are cutting expenses, state-supported colleges and universities must increase expenditures if they are to provide services to the larger student body. For example, if state support makes up 50 percent of the funding for higher education and tuition and fees make up the other 50 percent, and no new state dollars are received for higher education, then any cost of living increases or inflation must be balanced by reducing costs/services or by increasing tuition

and fees. If inflation increases by 3 percent, costs/services must be cut by 3 percent or tuition and fees must increase 6 percent.

Often, the response is to encourage institutions to seek private funds to replace lost state support. However, many times private donors are unwilling to give to support the ordinary operating expenses associated with educating the students (unrestricted educational and general funds) because they consider those things the responsibility of the state and there is no notoriety or recognition associated with donations for operating expenses. Donors are willing to give to a building fund (to be able to name the building or a room) and to sponsor a specific type of research program that has the potential of benefitting their business, or them personally, but such funds are considered restricted funds since their use is designated by the donor. These funds provide no relief for the overburdened unrestricted educational and general needs of the institution.

Successive economic downturns such as that experienced after Sept. 11, 2001, and during the Great Recession have been devastating for Arkansas higher education, in that institutions are spending less per student from all sources of revenue. During that same time period the enrollment growth in Arkansas has been one of the highest in the SREB and in the nation. The Delta Cost Study summed it up this way – students are paying more and getting less. Higher education is losing the battle with the combination of more students, less state funding and tuition rates that exceed inflation. Several recent studies show that the institutions are actually spending less per student than they did 10 or 20 years ago in constant dollars, which makes the idea of cutting expenditures less than plausible.

The cost cutting that has occurred has been in the form of using adjunct faculty to replace full-time faculty and the postponement of maintenance of facilities. The shift towards adjunct faculty may cause unintended consequences. Research has shown that an increase in adjunct faculty has negatively impacted graduation and retention rates. More specifically, the impact can be seen on first- to second-year retention because adjuncts are more likely to teach introductory courses. Many of these negative outcomes are caused by lack of professional development for adjunct faculty, adjunct faculty are not paid for office hours which results in students receiving less out of the classroom support, and typically institutional policies are created around full-time faculty.

Another undesirable action is to forego the maintenance of facilities allowing for huge deferred maintenance accumulations that represent a high percentage of the replacement value of the facilities. These things are not only true for Arkansas; they are true nationally as well. Impacts of declining state funds on Arkansas Higher Education include:

- Tuition and fee increases
- Reduced access
- No progress on equity funding issues
- Outdated instructional equipment
- Reduced ability to attract external funding
- Inability to recruit and retain faculty/staff
- Further deterioration of facilities
- Worst case scenarios: enrollment caps, loss of accreditation, no new programs, lost jobs
- Program eliminations and reduction in public service.

As the economic recovery has strengthened, enrollments have declined (particularly at community colleges), as jobs have been created and individuals have gone back to work. Though state revenues have recovered, colleges and universities have not seen reinvestment in their funding due to competing demands from K-12, health care and other priorities.

Funds per FTE Student from All Sources

Table 88 of the *SREB Factbook on Higher Education* published in September 2024 shows that the total funds available per FTE student in Arkansas's universities increased by 14.49 percent in the five-year period from 2016-17 to 2021-22. Virginia experienced the greatest gain in funding available per FTE student, a 28.05 percent increase, with Florida and Oklahoma not reporting data for 2021-22. For 2021-22, Arkansas's universities ranked sixth (6th) in state funding and eighth (8th) in tuition and fee revenues per FTE student in the SREB region.

Five-Year Change In Total University Revenue Available per Student from All Sources - 2016-17 to 2021-22

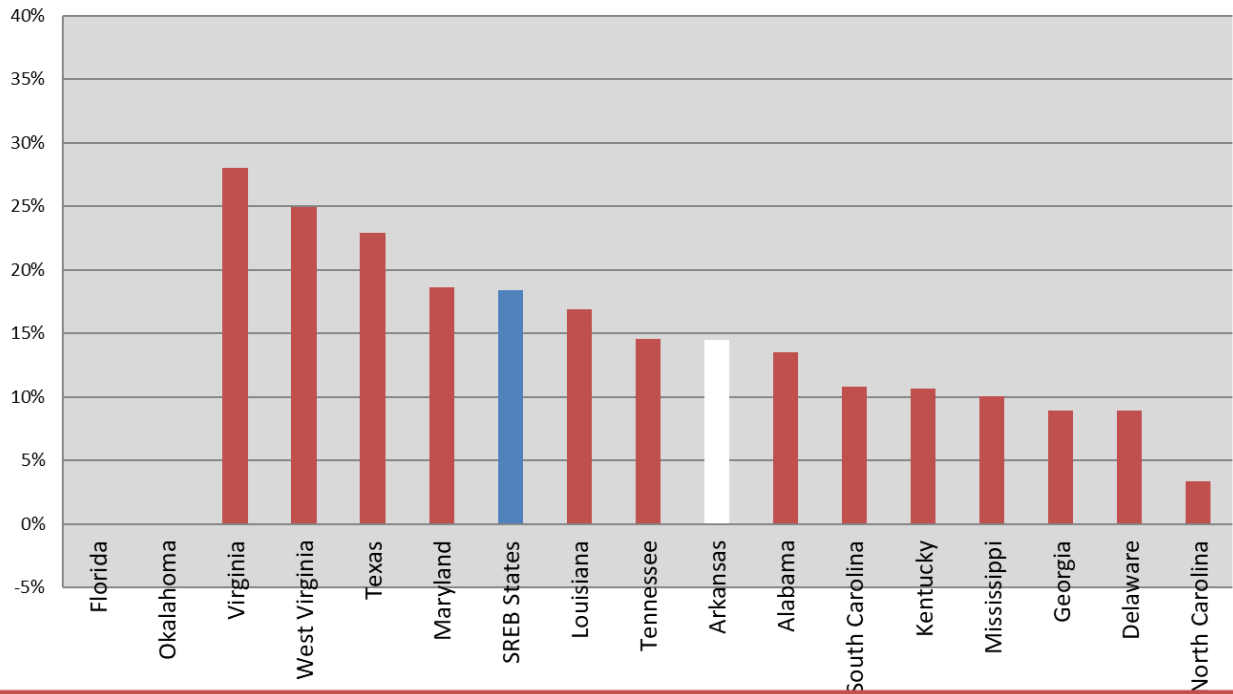
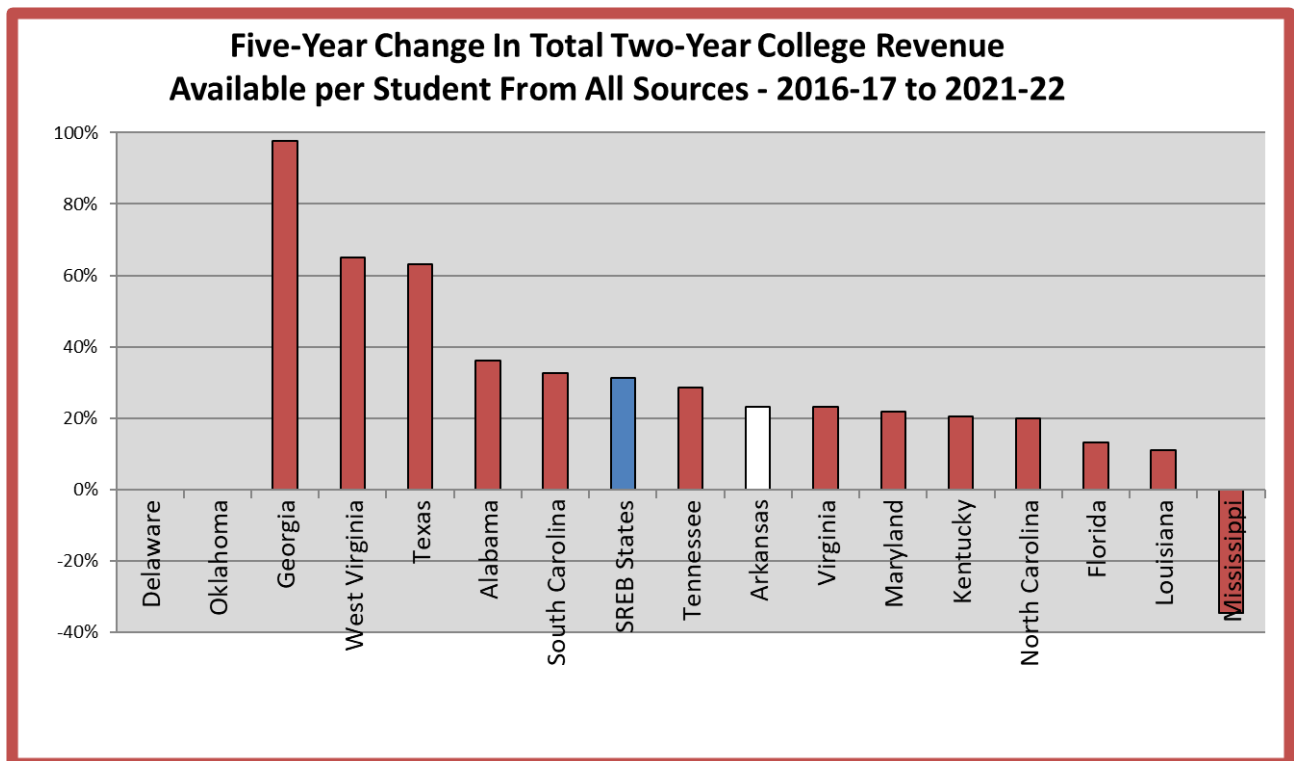
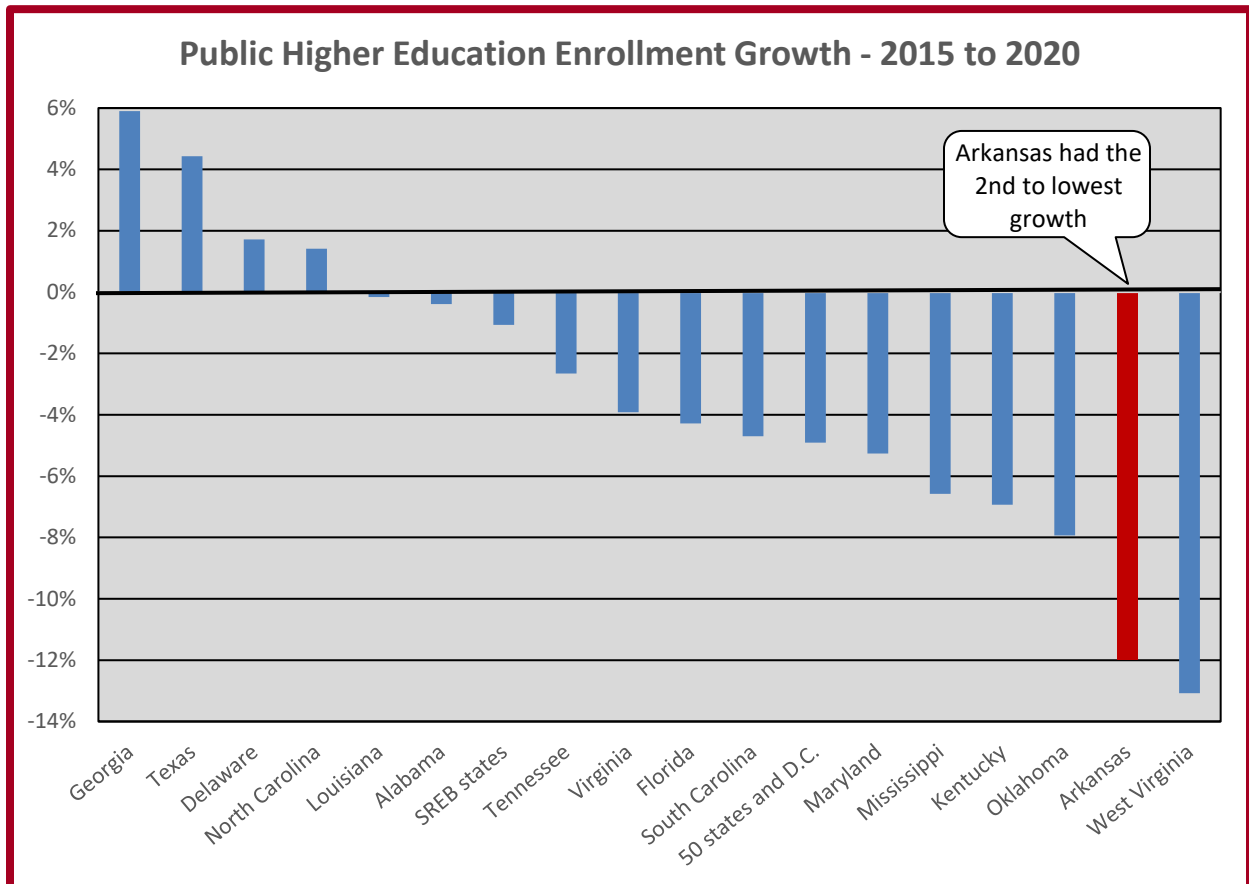


Table 89 of the ***SREB Factbook on Higher Education*** contains the comparable data for Two-Year Colleges. Arkansas’s two-year schools funds per FTE student increased approximately 24 percent over the same five year period. Mississippi experienced a 35 percent decrease, while Georgia the greatest gain in funding available per FTE student with a 97.8 percent increase, with Delaware not reporting data for 2016-17 and Oklahoma not reporting data for 2021-22. For 2021-22, Arkansas’s two-year colleges ranked second (2nd) in state funding and tenth (10th) in tuition and fee revenues per FTE student in the SREB region.



From 2015 to 2020 the enrollment growth (Table 21 of the ***SREB Factbook on Higher Education***) in Arkansas Public Higher Education was the second lowest in percentage growth rate at -11.99 percent. The average growth rate in the SREB states was -1.07 percent and the national average growth rate was -4.9 percent. Only four states produced positive growth over the five-year time period.



The Reason for the Volume of Construction on University and College Campuses in Arkansas

Arkansas universities are making a concerted effort to be good stewards of the facilities that the state and private donors have funded. These facilities require continued maintenance and renovations throughout their existence. Today, over 50 percent of the university facilities are more than 30 years old. After a facility has reached the 30-year mark, most of the life expectancy of the building systems has elapsed. The average Facilities Condition Index (FCI)

for 2024 for Arkansas's educational and general facilities is 50 percent, meaning 50 percent of the life expectancy of the average facility has passed. The national literature states that when the FCI for a campus exceeds 15 percent it should raise a red flag that signals that the facility's maintenance needs improvement and a dedicated source of funding.

In response to the huge accumulated deferred maintenance, universities are renovating many older facilities whose FCI is higher than 50 percent. The choice between renovating a facility and replacing it is based upon the relative cost of the two options.

Why is all this renovation and new construction necessary? Today's students are coming to the universities to learn that their high schools had better and more modern labs and equipment than the universities. Many universities' laboratory facilities have been seriously outdated for many years and were not or could not be brought into compliance with Environmental Protection Agency (EPA) regulations. Students come to a university expecting to receive instruction on the latest technology available but are finding labs with outdated equipment and technology.

If universities are to produce graduates in the sciences and engineering programs who can compete in future economies, facilities must be renovated, updated, or replaced, which is why much of the construction activity is taking place on college and university campuses.

Not surprisingly, systems including electrical, in the older facilities are not adequate to handle all the new computing equipment, which was not even contemplated when the buildings were designed. Computer equipment also places stress on outdated air conditioning systems. In addition, EPA regulations necessitate new plumbing for labs in the sciences and engineering programs. Unless these renovations are completed, graduates will find their degrees have not prepared them for the careers they have chosen.

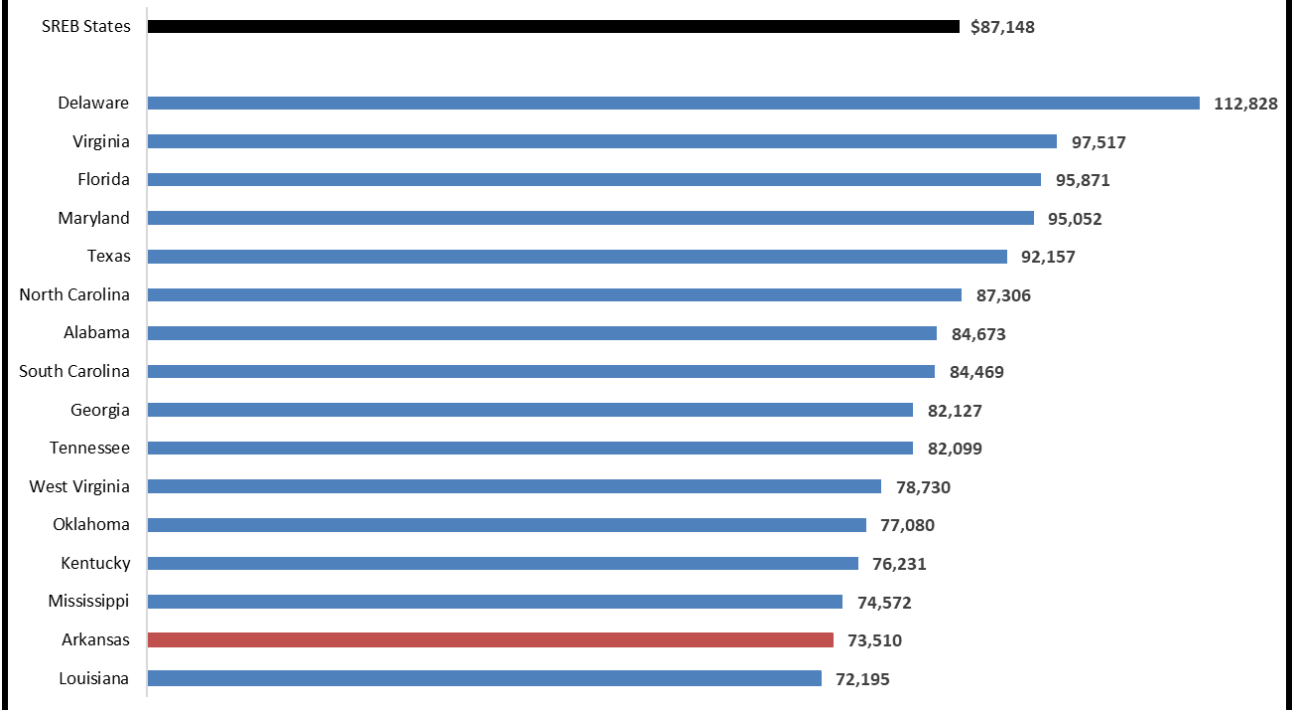
Lack of dedicated capital improvement funding means that institutions have increasingly turned to bond indebtedness to finance essential improvements, leading to rising tuition or fees. SREB recently surveyed its member states to learn more about state supported funding for capital needs. Only two states, Alabama and Oklahoma, indicated that higher education received no state support for capital needs. The remaining fourteen SREB states do receive state funding to

address capital needs either as recurring/designated funding, surplus/non-recurring funding or some combination of the two. In 2006, Arkansas did designate funding for higher education capital needs through General Obligation (GO) Bonds, but institutions have had to rely on surplus/non-recurring funds in more recent years. Lack of dedicated capital improvement funding is a common challenge across SREB states and you can find more detail for each SREB state in Appendix A. Eight of the sixteen SREB states are currently considering GO Bonds to address this challenge. Arkansas is not currently considering GO Bonds. A revolving loan fund dedicated to deferred maintenance has been enacted and created during this past legislative session and rules have now been promulgated to begin issuing loans to approved institutions. Currently, this fund only has a small one-time source of funding of \$4.5 million.

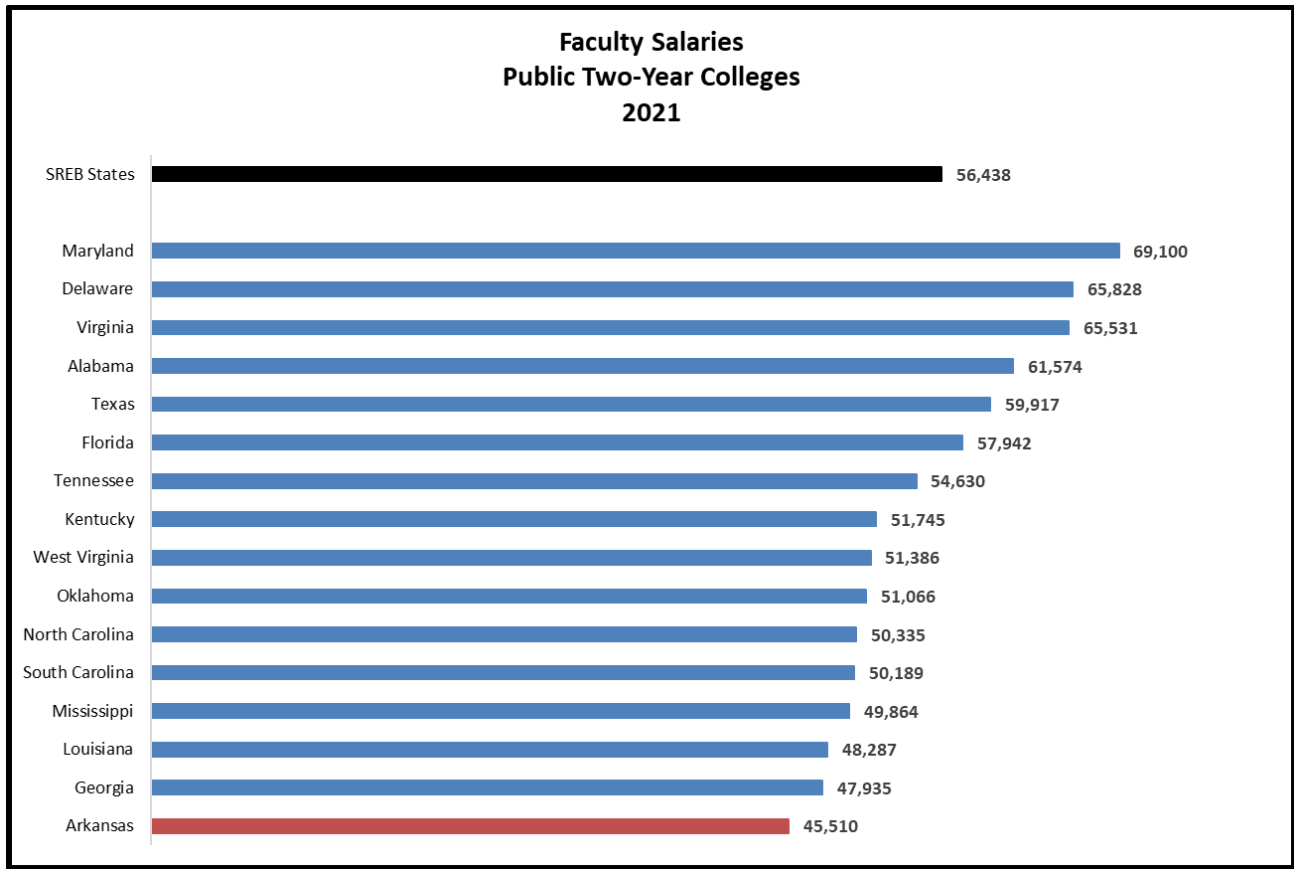
Arkansas Faculty Salaries

The *SREB State Data Exchange* information published in April 2023 compares average faculty salaries in each of the SREB states with the regional average. The average university faculty member's salary in Arkansas has increased \$2,768 from 2020. However, it remains the second lowest in the region at \$13,638 below the SREB average.

**Faculty Salaries
Public Four-Year Universities
2021**



Two-year college salaries decreased by \$7, moving to the lowest in the region in 2021. The average faculty salary in Arkansas for two-year colleges of \$45,510 was \$10,928 below the SREB average.



While Arkansas has made great strides in improving faculty salaries, it is hard to be competitive in higher education with salaries still below the regional and national average.

Raising salaries to attract and retain quality faculty are essential to improving student retention and completion. To remain competitive and affordable, resource allocation decisions are very important. It will be imperative going forward to examine resource allocation by analyzing expenditures per full-time equivalent (FTE) student in the following functional expense categories - Instruction (includes faculty salaries), Academic Support, Student Services, and Institutional Support. Institutions must make decisions that will maximize their core functional expenses in a way that will improve student success. One potential study that is being considered to help in further analyzing resource allocation is the annual SACUBO Benchmarking Study. Appendix C will provide further details for each institution's expenditures per FTE by functional expense category.

Why Research Is Important

Research, the pursuit of knowledge, is the life blood of a university. It is the key to economic development and new higher paying jobs in the state. New developing cutting-edge industries tend to locate near universities that are heavily involved in research related to their industry.

Research is the basis for some of the most important parts of the upper level undergraduate and graduate level instruction. It provides students with cutting edge knowledge, problem-solving skills and familiarity with the latest technology which prepare them to be leaders in their chosen field. In addition, research results in a better quality of life for all citizens of Arkansas through the development of better medications, diagnostic equipment, methods of diagnosis and treatment of illness.

Commitment to research is a necessity in attracting the best faculty to a university. Faculty members who are involved in research are also a necessity for quality doctoral programs. Doctoral candidates are required to do research for dissertations and the guidance for both research ideas and methodology can only be provided by faculty who are actively involved in research.

The Nanotechnology research currently being conducted at several of Arkansas's doctoral institutions seems to have almost unlimited potential in numerous fields of human endeavor. This is particularly true in the developments in medicine.

Logistics research has allowed a number of Arkansas trucking firms to be leaders in the nation in their ability to deliver goods across America efficiently, economically and on time. The Arkansas Research and Education Optical Network (ARE-ON) is making the latest medical diagnosis and treatment capabilities available to rural hospitals and improving the health and longevity of those citizens who have not had access before without the expense of traveling a great distance. Research is improving the quality of life for Arkansans in terms of health care, better jobs, and a quality education.

It is incumbent on Land Grant institutions (University of Arkansas & University of Arkansas at Pine Bluff) to have a commitment to research and to public service. Failure to be involved in

both would result in the loss of significant federal funding. The research and public service functions of these Land Grant universities have resulted in our nation's farmers being the most productive in the world and our food supply exceeding our consumption. Research is improving the quality of life for Arkansans in terms of health care, better jobs, and a quality education

Much of the research that has resulted in our major advancements have often started out as theoretical (basic) research, what some may have labeled "pie-in-the-sky," rather than applied research. This simply illustrates that the major thrust of research should not be only on applied research – research with immediate practical outcomes or seeking solutions to existing problems.

In summary, research improves the quality of life, attracts knowledge-based business and industry, improves economic development in the state, and creates better paying jobs in the state.

Tuition and Fees

Certainly, tuition and fee increases at colleges and universities, both public and private, have been under scrutiny in Arkansas and the nation. Some of the major factors responsible for tuition inflation has been rising cost in technology, employee benefits, and campus security.

With the Governor and the Legislature's addition of roughly \$35,000,000 in State funding for higher education since the implementation of the Productivity Funding model in fiscal year 2018-19, institutions have been tasked with trying to limit tuition increases as to keep costs to students as affordable as possible. Even with these new state funds and cost saving measures, four-year institutions found it necessary to increase tuition and fees on average by 4 percent and two-year colleges needed to increase tuition and fees on average by 4.6 percent for fiscal year 2024-2025 which is reflected in the charts that follow.

**Annual Full-time Undergraduate Tuition and Mandatory Fees
for Four-Year Institutions (2019-2020 through 2024-2025)**

RESIDENT

Institution	2019-2020	2020-2021	2021-2022	2022-2023	2023-2024	2024-2025	1 YR Increase	5 YR Increase	5 YR Average Increase
ASUJ	8,900	8,900	8,900	9,310	9,680	10,100	4.3%	13.5%	2.6%
ATU	9,255	9,255	9,539	9,682	9,972	9,972	0.0%	7.8%	1.5%
HSU	8,811	9,240	9,450	9,450	9,450	10,305	9.0%	17.0%	3.2%
SAUM	8,980	8,980	9,310	9,580	9,820	9,960	1.4%	10.9%	2.1%
UAF	9,385	9,385	9,572	9,656	9,747	10,104	3.7%	7.7%	1.5%
UAFS	7,339	7,339	7,339	7,984	8,594	9,128	6.2%	24.4%	4.5%
UALR	9,529	9,529	9,529	9,529	9,634	9,911	2.9%	4.0%	0.8%
UAM	7,909	7,909	8,029	8,431	8,868	9,303	4.9%	17.6%	3.3%
UAPB	8,064	8,064	8,064	8,574	9,019	9,383	4.0%	16.4%	3.1%
UCA	9,188	9,338	9,563	9,778	10,118	10,523	4.0%	14.5%	2.8%
Average	8,736	8,794	8,929	9,197	9,490	9,869	4.0%	13.0%	2.5%

SOURCE: ADHE FORM 18-1

** Mandatory Fees include both E&G and Auxiliary

**Annual Full-time Undergraduate Tuition and Mandatory Fees
for Two-Year Institutions (2019-2020 through 2024-2025)**

RESIDENT

Institution	2019-2020	2020-2021	2021-2022	2022-2023	2023-2024	2024-2025	1 YR Increase	5 YR Increase	5 YR Average Increase
ANC	2,810	2,840	2,930	3,020	3,050	3,050	0.0%	8.5%	1.7%
ASUB	3,660	3,660	3,660	3,780	4,020	4,170	3.7%	13.9%	2.7%
ASUMH	3,630	3,630	3,630	3,780	3,960	4,140	4.5%	14.0%	2.7%
ASUMS	4,090	4,090	4,090	4,180	4,440	4,680	5.4%	14.4%	2.8%
ASUN	3,570	3,570	3,570	3,690	3,900	4,140	6.2%	16.0%	3.0%
ASUTR	4,070	4,070	4,070	4,190	4,460	4,730	6.1%	16.2%	3.1%
BRTC	4,050	4,200	4,200	4,410	4,590	4,830	5.2%	19.3%	3.6%
CCCUA	3,960	3,960	3,960	4,200	4,440	4,740	6.8%	19.7%	3.7%
EACC	3,234	3,234	3,140	3,210	3,590	3,714	3.5%	14.8%	2.9%
NAC	3,690	3,840	3,840	4,260	4,770	4,830	1.3%	30.9%	5.6%
NPC	4,500	4,500	4,500	4,950	5,400	5,400	0.0%	20.0%	3.8%
NWACC	5,058	5,088	5,088	5,550	5,670	6,120	7.9%	21.0%	4.0%
OZC	3,730	3,730	3,730	3,820	3,820	3,820	0.0%	2.4%	0.5%
PCCUA	3,410	3,410	3,410	3,500	3,650	3,800	4.1%	11.4%	2.2%
SAC	3,750	3,750	3,810	3,990	4,410	4,590	4.1%	22.4%	4.2%
SAUT	4,590	4,590	4,770	4,830	4,830	5,040	4.3%	9.8%	1.9%
SEAC	3,850	3,850	3,850	4,210	4,960	5,200	4.8%	35.1%	6.4%
UACCB	3,555	3,555	3,555	3,900	4,890	5,010	2.5%	40.9%	7.5%
UACCHT	3,250	3,250	3,400	3,580	3,880	4,450	14.7%	36.9%	6.6%
UACCM	4,320	4,320	4,320	4,470	4,680	4,860	3.8%	12.5%	2.4%
UACCRM	4,260	4,260	4,470	4,650	4,830	5,160	6.8%	21.1%	3.9%
UAPTC	5,670	5,670	5,670	5,820	6,060	6,300	4.0%	11.1%	2.1%
Average	3,941	3,958	3,985	4,181	4,468	4,672	4.6%	18.5%	3.5%

SOURCE: ADHE FORM 18-1

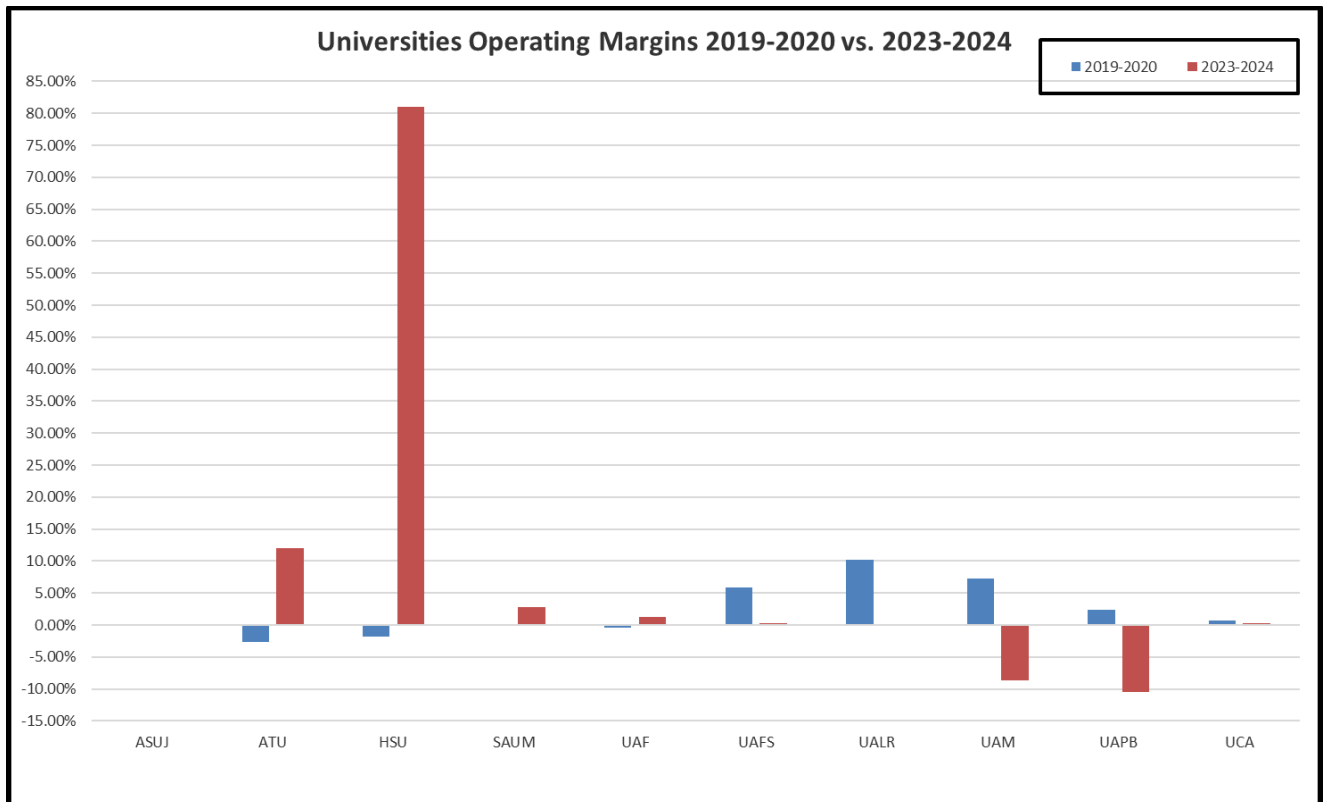
** Mandatory Fees include both E&G and Auxiliary

As tuition and fees continue to rise, many students are finding relief with state and federal aid, including veteran’s benefits. For now, government subsidies and aid from schools are serving to hold down net tuition and fees – the actual cost students pay when grants and scholarships are taken into consideration.

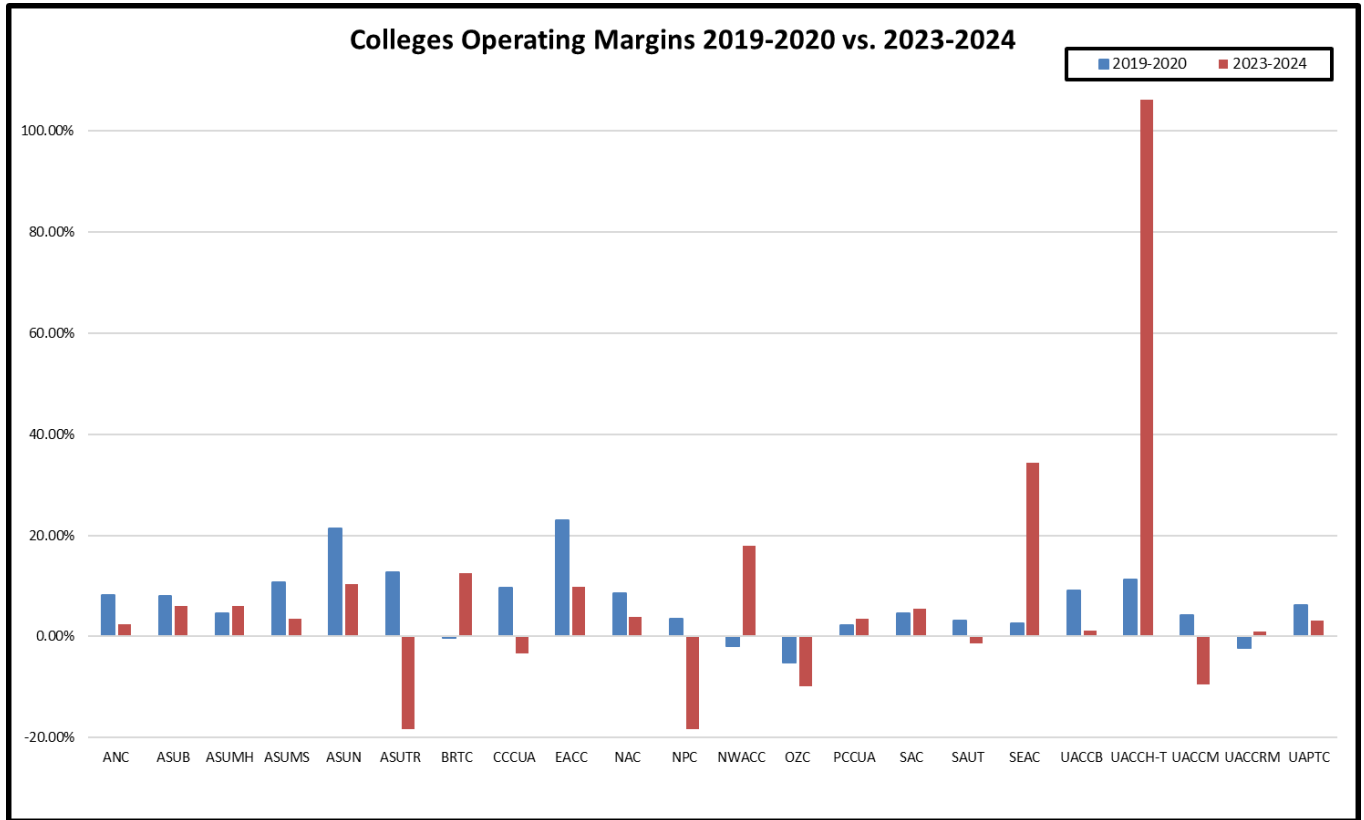
Operating Margins

Operating Margins are used to measure an institution’s operating efficiency. It is a measurement of what proportion of a college or university's revenue is left over after expenses. The operating margin shows what an institution makes per each dollar of revenue.

Two graphs comparing 2019-2020 operating margins to the 2023-2024 margins are presented below. The more detailed historical operating margins by institutions are in Appendix B. Of the 10 universities, there were two with a negative operating margin in 2023-2024, as compared to three in 2019-2020.



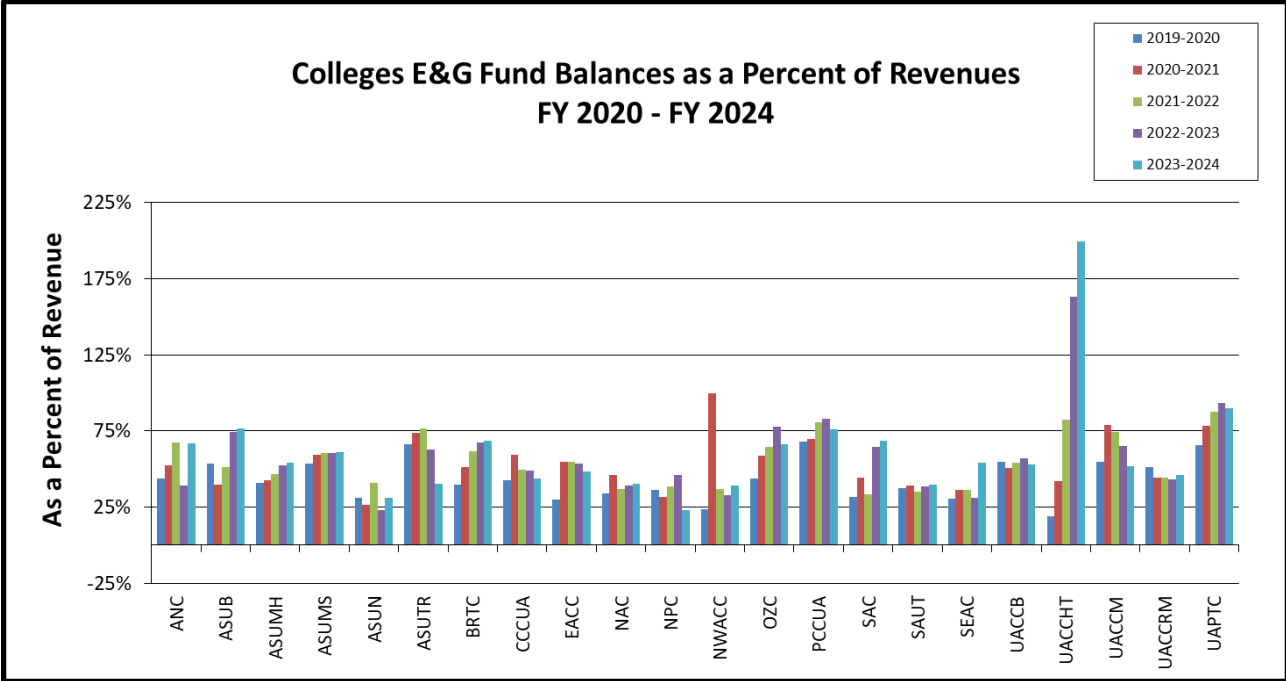
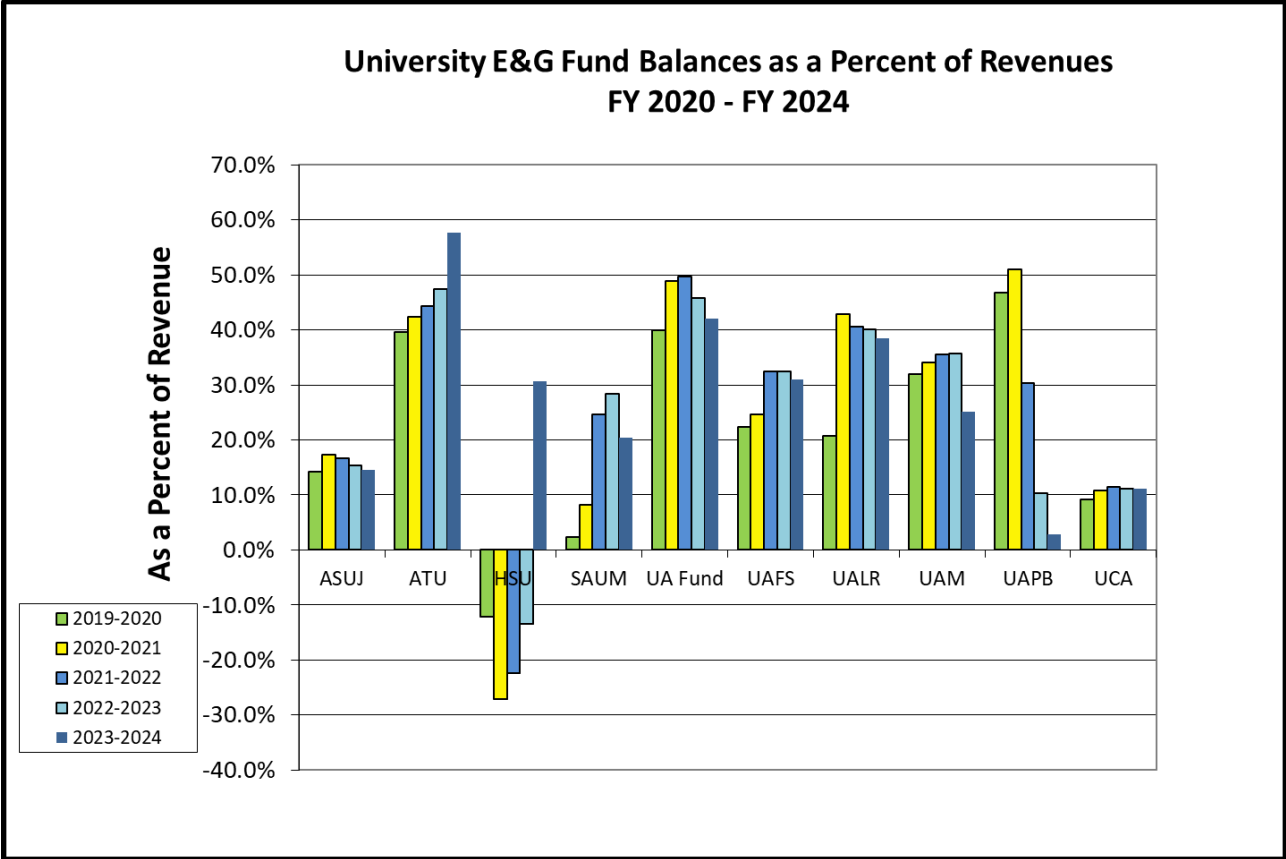
The graph below contains the comparison of 2019-2020 and 2023-2024 operating margins of the two-year colleges. Of the 22 institutions, six had negative operating margins compared to four in 2019-2020.



**Note - Often negative operating margins are the result of expending prior year fund balances to complete a serious deferred maintenance problem.*

Fund Balances

Educational and General Fund balances are the perennial measure of the financial condition of institutions for higher education. An institution’s fund balance is a measure of its resources. The fund balance reported is measured by subtracting the total unrestricted E&G liabilities of an institution from the total unrestricted E&G assets. For universities the minimum recommended level is 5 percent of the E&G operating budget with an ideal level of at least 14 percent. In 2023-2024, all but one of the universities were able to achieve the minimum recommended level. However, it is important that other fund balances are studied in detail along with these findings.



All of the two-year colleges had fund balances that exceeded the 5 percent recommended for E&G. Although all 22 of the two-year institutions fund balances were above the recommended

14 percent, this is not always adequate for the very small institutions. For those institutions with smaller budgets and enrollment, a better benchmark would be \$2.5 million in fund balance. Another important factor to consider when analyzing an institution's fund balance is the effect of recognizing post-employment and retirement liabilities. The recognition of these future liabilities will decrease the current year's fund balance. In addition, the Governmental Accounting Standards Board (GASB) has recently approved a new pension standard that will accelerate the recognition of pension/retirement liabilities. It will be important to continue to monitor the effects of the new GASB standards. The complete report of historical fund balances as a percent of revenue are in Appendix B.

Institutional Scholarship Expenditures

The report for Institutional Scholarship Expenditures for 2023-2024 indicates that the average university's expenditure for scholarships represented 8.6 percent of their total educational and general tuition and mandatory fee revenue. For 2023-2024, the legislatively mandated cap on Academic and Performance Scholarships was 20 percent of educational and general tuition and fee revenue. All institutions reported scholarships below this mandated amount.

Undergraduate Academic and Performance Scholarship Expenditures for Fiscal 2023-2024*

Institution	Academic		Performance		Total Scholarships		Total Tuition & Fee Income	Scholarships as a Percent of Tuition & Fees	Average Academic Award	2023-2024 Tuition & Fees
	Awards	Amount	Awards	Amount	Awards	Amount				
ASUJ	1,798	\$11,222,741	459	\$941,719	2,257	\$12,164,460	\$109,974,170	11.1%	\$6,242	\$9,680
ATU	2,112	\$8,683,133	118	\$354,713	2,230	\$9,037,845	\$58,516,035	15.4%	\$4,111	\$9,972
HSU	443	\$1,612,135	43	\$127,150	486	\$1,739,285	\$17,896,275	9.7%	\$3,639	\$9,450
SAUM	651	\$3,702,696	121	\$351,308	772	\$4,054,003	\$48,313,745	8.4%	\$5,688	\$9,820
UAF	7,301	\$22,944,956	481	\$1,189,250	7,782	\$24,134,206	\$387,098,600	6.2%	\$3,143	\$9,747
UAFS	1,031	\$3,060,980	48	\$71,089	1,079	\$3,132,070	\$33,323,270	9.4%	\$2,969	\$8,594
UALR	1,679	\$5,052,283	95	\$119,458	1,774	\$5,171,740	\$62,818,783	8.2%	\$3,009	\$9,634
UAM	304	\$1,445,304	85	\$206,176	389	\$1,651,480	\$19,568,166	8.4%	\$4,754	\$8,868
UAPB	213	\$1,203,235	-	\$0	213	\$1,203,235	\$18,663,731	6.4%	\$5,649	\$9,019
UCA	3,319	\$9,974,557	201	\$449,356	3,520	\$10,423,913	\$87,561,094	11.9%	\$3,005	\$10,118
University Total	18,851	\$68,902,020	1,651	\$3,810,219	20,502	\$72,712,238	\$843,733,869	8.6%	\$3,655	\$9,490

*A.C.A. § 6-80-106 set a limit of 20% of tuition and fee income that could be used for scholarships. "Academic" and "Performance Scholarships" does not include scholarships made to a student who qualifies for a Pell Grant

A.C.A § 6-80-106 establishes limitations on the maximum percent of unrestricted tuition and mandatory fee income that can be spent on academic and performance scholarships, which in 2011-12 was 30 percent. The scholarship cap decreased by 5 percent each fiscal year until it reached a 20 percent cap in 2013-14. Beginning in 2013-14, if an institution exceeds the cap there will be a reduction in the funding recommendation for the next fiscal year. Academic and Performance scholarships awarded to students who qualify for Pell Grants were excluded in the calculation of the scholarship cap in accordance with A.C.A § 6-80-106. While these

scholarships awarded to Pell qualifiers were excluded in the chart above, they make up 45 percent of the total amount of academic and performance scholarships awarded at universities.

The chart below provides a five-year history of the universities’ scholarship expenditures for the purpose of observing trends in light of the legislation placing a cap on such expenditures. The 9.9 percent for 2020-2021 is the highest in the five-year span. There was a 0.3 percent decrease from 2023 to 2024.

Academic & Performance Scholarship Expenditures as a Percent of Tuition & Fee

Institution		2020	2021	2022	2023	2024
ASUJ	Academic & Performance Scholarship	\$12,684,858	\$13,262,188	\$12,810,552	\$11,772,729	\$12,164,460
	Tuition & Fees	\$102,568,632	\$96,083,949	\$95,146,661	\$97,422,935	\$109,974,170
	Scholarship %	12.4%	13.8%	13.5%	12.1%	11.1%
ATU	Academic & Performance Scholarship	\$10,406,490	\$10,572,331	\$9,274,736	\$9,135,742	\$9,037,845
	Tuition & Fees	\$71,967,974	\$65,224,749	\$60,401,436	\$58,512,173	\$58,516,035
	Scholarship %	14.5%	16.2%	15.4%	15.6%	15.4%
HSU	Academic & Performance Scholarship	\$4,661,569	\$4,467,293	\$3,871,041	\$2,846,779	\$1,739,285
	Tuition & Fees	\$26,956,088	\$25,602,436	\$23,907,512	\$20,552,698	\$17,896,275
	Scholarship %	17.3%	17.4%	16.2%	13.9%	9.7%
SAUM	Academic & Performance Scholarship	\$5,005,204	\$4,342,594	\$4,517,643	\$3,949,777	\$4,054,003
	Tuition & Fees	\$37,066,992	\$38,976,397	\$41,737,940	\$48,839,780	\$48,313,745
	Scholarship %	13.5%	11.1%	10.8%	8.1%	8.4%
UAF	Academic & Performance Scholarship	\$13,943,932	\$18,570,553	\$19,207,308	\$21,254,471	\$24,134,206
	Tuition & Fees	\$324,415,640	\$320,501,264	\$332,162,581	\$361,445,464	\$387,098,600
	Scholarship %	4.3%	5.8%	5.8%	5.9%	6.2%
UAFS	Academic & Performance Scholarship	\$2,203,532	\$2,451,991	\$3,855,895	\$4,090,574	\$3,132,070
	Tuition & Fees	\$35,690,922	\$32,464,425	\$30,469,828	\$31,549,096	\$33,323,270
	Scholarship %	6.2%	7.6%	12.7%	13.0%	9.4%
UALR	Academic & Performance Scholarship	\$4,491,551	\$2,981,589	\$4,436,539	\$4,785,361	\$5,171,740
	Tuition & Fees	\$69,085,775	\$65,553,716	\$62,835,194	\$58,906,660	\$62,818,783
	Scholarship %	6.5%	4.5%	7.1%	8.1%	8.2%
UAM	Academic & Performance Scholarship	\$2,103,672	\$2,013,134	\$1,943,809	\$1,283,748	\$1,651,480
	Tuition & Fees	\$18,165,889	\$18,335,172	\$17,710,396	\$18,325,301	\$19,568,166
	Scholarship %	11.6%	11.0%	11.0%	7.0%	8.4%
UAPB	Academic & Performance Scholarship	\$3,329,656	\$2,447,621	\$1,755,664	\$1,267,748	\$1,203,235
	Tuition & Fees	\$19,604,674	\$19,367,357	\$20,198,731	\$20,836,336	\$18,663,731
	Scholarship %	17.0%	12.6%	8.7%	6.1%	6.4%
UCA	Academic & Performance Scholarship	\$14,135,016	\$14,515,503	\$13,587,005	\$11,122,198	\$10,423,913
	Tuition & Fees	\$89,073,759	\$84,615,496	\$84,598,009	\$84,598,009	\$87,561,094
	Scholarship %	15.9%	17.2%	16.1%	13.1%	11.9%
University Totals	Academic & Performance Scholarship	\$72,965,481	\$75,624,797	\$75,260,191	\$71,509,127	\$72,712,238
	Tuition & Fees	\$794,596,345	\$766,724,962	\$769,168,288	\$800,988,452	\$843,733,869
	Scholarship %	9.2%	9.9%	9.8%	8.9%	8.6%

*Academic and Performance scholarships awarded to students who qualify for a Pell Grant were excluded in accordance with A.C.A. § 6-80-106.

Educational and General Facilities

The Facilities Audit Program reported the replacement values for E&G facilities as \$5.3 billion. The **E&G maintenance** needs as of 2024 show that the institutions have **\$3.6 billion** in deferred maintenance with **\$474.05 million of that classified as critical**.

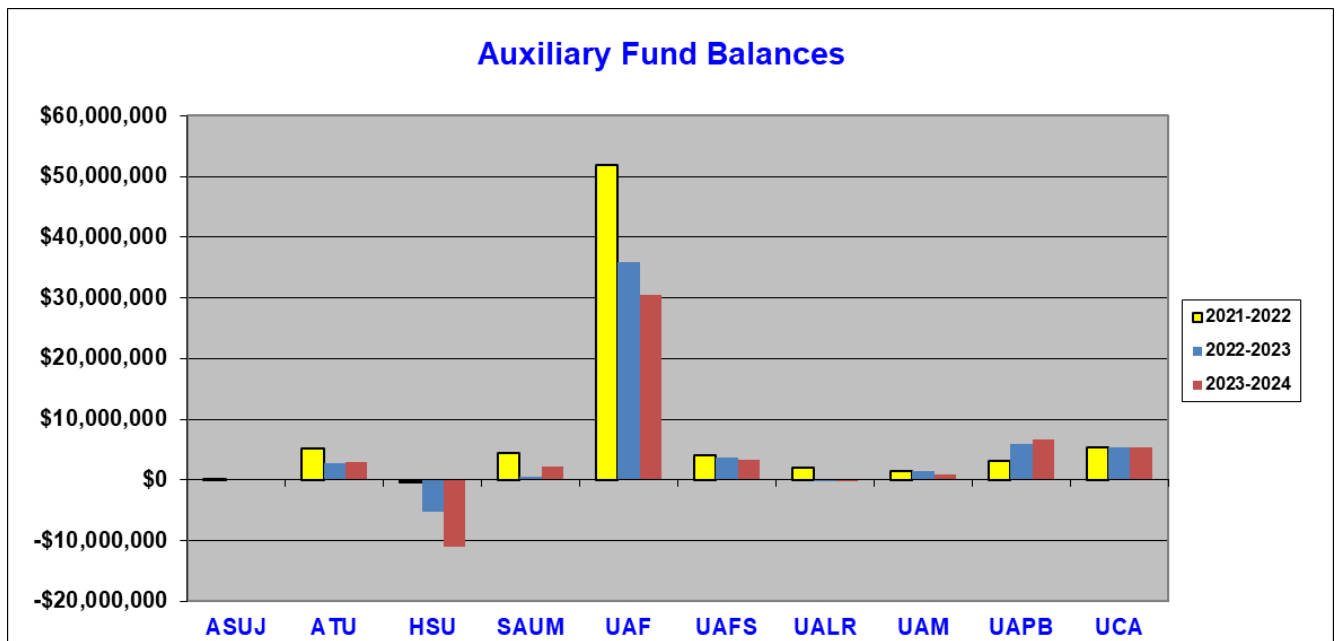
If Arkansas’s colleges and universities are to prepare students for the economy of the future, they must have *cutting-edge* laboratories and classroom equipment. Yet, students enter college and find that their high school offered better equipped labs and facilities than the college or

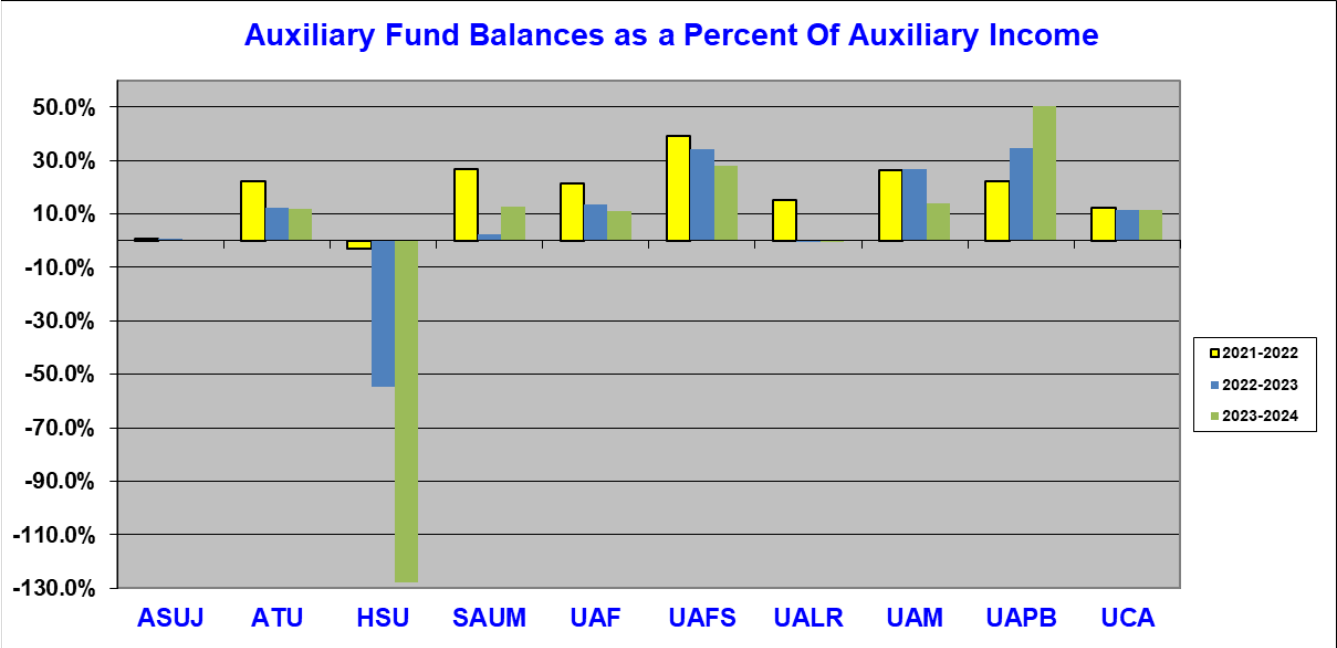
university they selected. This is a matter of concern for institutions that are expected to be leading the way with the latest technology for the disciplines they offer.

Faculty and staff work to find ways to compensate for the problems of inadequate labs and equipment, the quality of the graduates has not been compromised. The administration and faculty of the institutions deserve to be recognized for their efforts. If the desire is to produce more graduates in math, science and health professions, Arkansas must find funding for the equipment and facilities to support these disciplines. If not, Arkansas will find it difficult to compete in the economy of the 21st century.

Auxiliaries

Auxiliaries are primarily a matter of university concern. Most two-year colleges have minimal auxiliary operations; therefore, the only analyses of auxiliaries in this report deal with the auxiliary operations of universities. The following two graphs deal with the auxiliary fund balances. The first depicts the changing auxiliary fund balances over a three-year period. The second represents the fund balances as a percent of auxiliary income. The auxiliary fund balances for 4 of the 10 institutions presented increased over the previous year.





Below is a series of spreadsheets that give the income and expenditures for institution by each type of auxiliary enterprise for 2023-2024. The spreadsheets group the same category of institutions together for a better comparison of the profits and losses of each type of auxiliary enterprise.

From these spreadsheets it is obvious that bookstores are not “cash cows” as commonly believed. The difference you will notice in bookstores and food service are generally due to whether or not an institution has out-sourced/privatized its bookstore or food service operation. Modest income and very low expenditures usually indicate an institution that has out-sourced that operation. Losses in bookstore operations and food service are usually an indicator that the institution is operating its own bookstore and/or food service. As you can see in the graphs, another drain on Auxiliary funds is from the College Unions and/or Student Organizations and Publications.

Auxiliary Enterprises at Four-Year I* Institution FY 2024

		UAF			
Auxiliary Enterprise		Income	Expenses	Debt Service	Net Income
Intercollegiate Athletics	1	\$ 148,152,185	\$ 125,358,673	\$ 14,831,841	\$ 7,961,671
Residence Hall	2	\$ 99,206,931	\$ 62,234,239	\$ 16,277,654	\$ 20,695,038
Married Student Housing	3	\$ -	\$ -	\$ -	\$ -
Faculty Housing	4	\$ -	\$ -	\$ -	\$ -
Food Service	5	\$ -	\$ -	\$ -	\$ -
College Union	6	\$ -	\$ -	\$ -	\$ -
Bookstore	7	\$ 1,784,796	\$ 463,340	\$ 1,407,259	\$ (85,804)
Student Organizations And Publications	8	\$ 3,096,389	\$ 3,493,598	\$ -	\$ (397,209)
Student Health Services	9	\$ 10,887,531	\$ 9,527,647	\$ 744,826	\$ 615,058
Other (Specify On Attached Sheet)	10	\$ 15,887,244	\$ 7,821,521	\$ 3,629,409	\$ 4,436,314
Sub-Total	11	\$ 279,015,075	\$ 208,899,019	\$ 36,890,990	\$ 33,225,067
Transfers In	Auxiliary (Athletic and Activity)	12	\$ -	\$ -	\$ -
	Other	13	\$ -	\$ -	\$ -
Transfers Out		14	\$ -	\$ (38,652,328)	\$ (38,652,328)
GRAND TOTALS	15	\$ 279,015,075	\$ 170,246,690	\$ 36,890,990	\$ (5,427,262)

*Category is based on Southern Regional Education Board (SREB) Institutional Categories

Auxiliary Enterprises at Four-Year II* Institutions FY 2024

		UALR			
Auxiliary Enterprise		Income	Expenses	Debt Service	Net Income
Intercollegiate Athletics	1	\$ 3,989,848	\$10,661,964		\$ (6,672,116)
Residence Hall	2	\$ 5,301,422	\$ 4,775,010	\$ 3,523,163	\$ (2,996,751)
Married Student Housing	3	\$ -	\$ -	\$ -	\$ -
Faculty Housing	4	\$ -	\$ -	\$ -	\$ -
Food Service	5	\$ 2,777,274	\$ 1,817	\$ -	\$ 2,775,457
College Union	6	\$ 466,147	\$ 1,114,450	\$ 211,542	\$ (859,845)
Bookstore	7	\$ 28,571	\$ -	\$ -	\$ 28,571
Student Organizations And Publications	8	\$ -	\$ 305,384	\$ -	\$ (305,384)
Student Health Services	9	\$ -	\$ -	\$ -	\$ -
Other (Specify On Attached Sheet)	10	\$ 741,377	\$ 552,368	\$ -	\$ 189,009
Sub-Total	11	\$13,304,639	\$17,410,993	\$ 3,734,705	\$ (7,841,059)
Transfers In	Auxiliary (Athletic and Activity)	12	\$ 2,709,880	\$ -	\$ 2,709,880
	Other	13	\$ 5,058,922	\$ -	\$ 5,058,922
Transfers Out		14	\$ -	\$ -	\$ -
GRAND TOTALS	15	\$21,073,441	\$17,410,993	\$ 3,734,705	\$ (72,257)

*Category is based on Southern Regional Education Board (SREB) Institutional Categories

**Auxiliary Enterprises at Four-Year III* Institutions
FY 2024**

Auxiliary Enterprise		ASU				ATU			
		Income	Expenses	Debt Service	Net Income	Income	Expenses	Debt Service	Net Income
Intercollegiate Athletics	1	\$14,281,385	\$28,156,801	\$ -	\$(13,875,416)	\$ 3,729,508	\$ 6,152,607	\$ 226,700	\$(2,649,799)
Residence Hall	2	\$13,564,349	\$ 1,506,221	\$ 5,277,958	\$ 6,780,169	\$10,116,510	\$ 6,843,995	\$ 2,292,390	\$ 980,125
Married Student Housing	3	\$ 1,505,118	\$ 193,488	\$ 840,228	\$ 471,402	\$ -	\$ -	\$ -	\$ -
Faculty Housing	4	\$ -	\$ 3,234	\$ -	\$(3,234)	\$ -	\$ -	\$ -	\$ -
Food Service	5	\$ 1,355,454	\$ 315,557	\$ -	\$ 1,039,898	\$ 7,206,853	\$ 5,847,800	\$ 390,738	\$ 968,315
College Union	6	\$ 2,173,461	\$ 548,133	\$ 1,201,029	\$ 424,299	\$ 2,259,471	\$ 417,077	\$1,860,586	\$ (18,192)
Bookstore	7	\$ 242,352	\$ 21,997	\$ -	\$ 220,355	\$ 248,291	\$ 181,137	\$ -	\$ 67,154
Student Organizations And Publications	8	\$ -	\$ -	\$ -	\$ -	\$ 170,156	\$ 170,156	\$ -	\$ -
Student Health Services	9	\$ -	\$ -	\$ -	\$ -	\$ 1,441,393	\$ 1,130,531	\$ -	\$ 310,862
Other (Specify On Attached Sheet)	10	\$ 3,052,593	\$ 1,844,364	\$ 409,252	\$ 798,976	\$ 16,856	\$ 791,465	\$ -	\$(774,609)
Sub-Total	11	\$36,174,711	\$32,589,795	\$ 7,728,467	\$(4,143,551)	\$25,189,038	\$21,534,768	\$4,770,414	\$(1,116,144)
Transfers In	Auxiliary (Athletic and Activity)	12	\$ 3,359,014	\$ -	\$ -	\$ 3,359,014	\$ 2,739,203	\$ -	\$ 2,739,203
	Other	13	\$ 603,513	\$ -	\$ -	\$ 603,513	\$ 592,857	\$ -	\$ 592,857
Transfers Out		14	\$ -	\$ -	\$ -	\$ -	\$ 2,390,215	\$ -	\$(2,390,215)
GRAND TOTALS	15	\$40,137,238	\$32,589,795	\$ 7,728,467	\$(181,024)	\$28,521,098	\$23,924,983	\$4,770,414	\$(174,299)

Auxiliary Enterprise		UCA				
		Income	Expenses	Debt Service	Net Income	
Intercollegiate Athletics	1	\$ 8,769,173	\$16,141,394	\$ 667,518	\$(8,039,739)	
Residence Hall	2	\$21,588,461	\$10,673,313	\$ 6,558,152	\$ 4,356,996	
Married Student Housing	3	\$ -	\$ -	\$ -	\$ -	
Faculty Housing	4	\$ -	\$ -	\$ -	\$ -	
Food Service	5	\$10,796,745	\$ 8,133,285	\$ -	\$ 2,663,460	
College Union	6	\$ 1,067,962	\$ 1,137,241	\$ 226,779	\$(296,058)	
Bookstore	7	\$ 530,302	\$ 77,867	\$ -	\$ 452,435	
Student Organizations And Publications	8	\$ -	\$ -	\$ -	\$ -	
Student Health Services	9	\$ 1,541,512	\$ 1,371,928	\$ 323,684	\$(154,100)	
Other (Specify On Attached Sheet)	10	\$ 3,028,158	\$ 2,074,957	\$ 1,085,460	\$(132,259)	
Sub-Total	11	\$47,322,313	\$39,609,985	\$ 8,861,593	\$(1,149,265)	
Transfers In	Auxiliary (Athletic and Activity)	12	\$ 2,999,967	\$ -	\$ -	\$ 2,999,967
	Other	13	\$ 483,294	\$ -	\$ -	\$ 483,294
Transfers Out		14	\$ -	\$ 2,293,218	\$ -	\$(2,293,218)
GRAND TOTALS	15	\$50,805,574	\$41,903,203	\$ 8,861,593	\$ 40,778	

*Category is based on Southern Regional Education Board (SREB) Institutional Categories

**Auxiliary Enterprises at Four-Year IV* Institutions
FY 2024**

Auxiliary Enterprise		HSU				SAUM			
		Income	Expenses	Debt Service	Net Income	Income	Expenses	Debt Service	Net Income
Intercollegiate Athletics	1	\$ 1,114,335	\$ 5,939,217	\$ 229,981	\$(5,054,863)	\$ 1,990,137	\$ 5,956,550	\$ 177,176	\$(4,143,589)
Residence Hall	2	\$ 5,091,757	\$ 1,798,629	\$ 3,287,410	\$ 5,718	\$ 8,043,441	\$ 6,019,927	\$ 215,973	\$ 1,807,542
Married Student Housing	3	\$ -	\$ -	\$ -	\$ -	\$ -	\$ -	\$ -	\$ -
Faculty Housing	4	\$ -	\$ -	\$ -	\$ -	\$ 75,540	\$ 147,609	\$ -	\$(72,069)
Food Service	5	\$ 2,322,078	\$ 3,306,449	\$ 215,753	\$(1,200,125)	\$ 5,754,263	\$ 4,664,807	\$ -	\$ 1,089,456
College Union	6	\$ 30,983	\$ 520,430	\$ 542,608	\$(1,032,055)	\$ 10,426	\$ 236,670	\$ -	\$(226,244)
Bookstore	7	\$ 93,345	\$ 150	\$ -	\$ 93,195	\$ 174,008	\$ 14,809	\$ -	\$ 159,199
Student Organizations And Publications	8	\$ -	\$ -	\$ -	\$ -	\$ 721,074	\$ 806,277	\$ 4,375	\$(89,577)
Student Health Services	9	\$ 675	\$ 335,733	\$ -	\$(335,058)	\$ 330,206	\$ 410,989	\$ -	\$(80,784)
Other (Specify On Attached Sheet)	10	\$ 4,060	\$(1,686)	\$ -	\$ 5,746	\$ 263,225	\$ 391,998	\$ -	\$(128,772)
Sub-Total	11	\$ 8,657,233	\$11,898,921	\$ 4,275,752	\$(7,517,441)	\$17,362,320	\$18,649,636	\$ 397,523	\$(1,684,839)
Transfers In	Auxiliary (Athletic and Activity)	12	\$ 1,607,776	\$ -	\$ -	\$ 1,607,776	\$ 1,665,949	\$ -	\$ 1,665,949
	Other	13	\$ 94,717	\$ -	\$ -	\$ 94,717	\$ -	\$ -	\$ -
Transfers Out		14	\$ -	\$ -	\$ -	\$ -	\$ 2,028,118	\$ -	\$(2,028,118)
GRAND TOTALS	15	\$10,359,726	\$11,898,921	\$ 4,275,752	\$(5,814,948)	\$19,028,269	\$20,677,754	\$ 397,523	\$(2,047,008)

*Category is based on Southern Regional Education Board (SREB) Institutional Categories

Auxiliary Enterprises at Four-Year V* Institutions FY 2024

		UAM				
Auxiliary Enterprise		Income	Expenses	Debt Service	Net Income	
Intercollegiate Athletics	1	\$ 1,039,612	\$ 4,224,930	\$ 25,897	\$ (3,211,215)	
Residence Hall	2	\$ 1,789,377	\$ 809,122	\$ 930,596	\$ 49,659	
Married Student Housing	3	\$ -	\$ -	\$ -	\$ -	
Faculty Housing	4	\$ -	\$ -	\$ -	\$ -	
Food Service	5	\$ 1,938,098	\$ 1,760,241	\$ -	\$ 177,857	
College Union	6	\$ -	\$ -	\$ -	\$ -	
Bookstore	7	\$ 74,743	\$ 4,565	\$ -	\$ 70,178	
Student Organizations And Publications	8	\$ -	\$ -	\$ -	\$ -	
Student Health Services	9	\$ -	\$ -	\$ -	\$ -	
Other (Specify On Attached Sheet)	10	\$ 1,120,009	\$ 202,003	\$ -	\$ 918,006	
Sub-Total	11	\$ 5,961,839	\$ 7,000,861	\$ 956,493	\$ (1,995,515)	
Transfers In	Auxiliary (Athletic and Activity)	12	\$ 1,607,776	\$ -	\$ -	\$ 1,607,776
	Other	13	\$ -	\$ -	\$ -	\$ -
Transfers Out		14	\$ -	\$ -	\$ -	\$ -
GRAND TOTALS	15	\$ 7,569,615	\$ 7,000,861	\$ 956,493	\$ (387,739)	

*Category is based on Southern Regional Education Board (SREB) Institutional Categories

Auxiliary Enterprises at Four-Year VI* Institutions FY 2024

		UAFS				UAPB			
Auxiliary Enterprise		Income	Expenses	Debt Service	Net Income	Income	Expenses	Debt Service	Net Income
Intercollegiate Athletics	1	\$ 2,582,517	\$ 4,825,111	\$ -	\$ (2,242,594)	\$ 3,165,833	\$ 5,939,705	\$ -	\$ (2,773,872)
Residence Hall	2	\$ 4,448,531	\$ 2,015,535	\$ -	\$ 2,432,996	\$ 5,093,085	\$ 3,671,990	\$ 1,385,123	\$ 35,972
Married Student Housing	3	\$ -	\$ -	\$ 3,014,685	\$ (3,014,685)	\$ -	\$ -	\$ -	\$ -
Faculty Housing	4	\$ -	\$ -	\$ -	\$ -	\$ -	\$ -	\$ -	\$ -
Food Service	5	\$ 1,770,330	\$ 1,847,419	\$ -	\$ (77,089)	\$ 4,827,654	\$ 3,614,978	\$ -	\$ 1,212,676
College Union	6	\$ -	\$ -	\$ -	\$ -	\$ -	\$ 161,856	\$ -	\$ (161,856)
Bookstore	7	\$ 188,809	\$ 39,570	\$ -	\$ 149,239	\$ 117,888	\$ 1,698	\$ -	\$ 116,190
Student Organizations And Publications	8	\$ 2,368,983	\$ 969,571	\$ -	\$ 1,399,412	\$ -	\$ -	\$ -	\$ -
Student Health Services	9	\$ -	\$ -	\$ -	\$ -	\$ -	\$ -	\$ -	\$ -
Other (Specify On Attached Sheet)	10	\$ 287,780	\$ 108,651	\$ -	\$ 179,129	\$ 135,111	\$ 360,499	\$ -	\$ (225,388)
Sub-Total	11	\$11,646,950	\$ 9,805,857	\$ 3,014,685	\$ (1,173,592)	\$13,339,571	\$13,750,726	\$ 1,385,123	\$ (1,796,278)
Transfers In	Auxiliary (Athletic and Activity)	12	\$ 658,778	\$ -	\$ 658,778	\$ 1,391,407	\$ -	\$ -	\$ 1,391,407
	Other	13	\$ -	\$ -	\$ -	\$ 184,212	\$ -	\$ -	\$ 184,212
Transfers Out		14	\$ -	\$ -	\$ -	\$ -	\$ -	\$ -	\$ -
GRAND TOTALS	15	\$12,305,728	\$ 9,805,857	\$ 3,014,685	\$ (514,814)	\$14,915,190	\$13,750,726	\$ 1,385,123	\$ (220,659)

*Category is based on Southern Regional Education Board (SREB) Institutional Categories

Athletics

Athletics are a major component of the auxiliary operations at universities. The athletic report details revenues and expenditures for each institution. Athletic revenues will equal athletic expenditures unless there is an ending fund balance. A.C.A. § 6-62-804 prohibits athletic deficits. A designated athletic fee must be charged to the students by the institution if athletic-generated revenues (i.e., ticket sales, media/tournament/bowl, concessions/program sales, and game guarantees), foundations/clubs and other private gifts, other athletic income, auxiliary profits, and the allowable educational and general transfer do not cover the total expenditures for athletics.

The 2023-2024 total amount of athletic expenditures reported by state supported universities is \$254,887,154 and two-year colleges is \$5,381,757. The statewide total is \$260,268,911 – an increase of \$13,722,022 (5.57%) from \$246,546,889 in 2022-2023.

A comparison of 2023-2024 actual expenditures to 2023-2024 budgeted revenues certified to the Coordinating Board in July 2023 is also illustrated at the bottom of the summary chart. Certified budgeted expenditures for 2023-2024 totaled \$237,095,150 for all institutions. Total actual expenditures for 2023-2024 for all institutions exceeded this budgeted amount by 9.77% percent. Actual expenditures varied from the Board of Trustees certified budgeted expenditures by a range of 39 percent below to 44 percent over the budgeted amount.

Athletic expenditures since the 1990s have often grown faster than many institutions' overall budget. However, when athletics' expenditures and their interaction with educational and general income are examined together, a different perspective emerges. The importance of athletics to the educational and general budget becomes evident. Regrettably, such an analysis is beyond the scope and time constraints of this report.

Summary of Intercollegiate Athletic Revenues and Expenditures, 2023-2024

INSTITUTIONS	ASU	ATU	HSU	SAUM	UAF	UAFL	UALR	UAM	UAPB	UCA	4-yr TOTAL	ASUMH	ASUMS	ASUN	ASUTR	CCCUA	NAC	NPC	NWACC	PCCUA	SAC	SAUT	SEAC	UACCRM	2-yr TOTAL	
TICKET SALES	\$1,088,213	\$128,087	\$15,718	\$34,256	\$53,481,118	\$10,810	\$320,852	\$16,420	\$459,413	\$528,434	\$56,089,321	\$0	\$5,632	\$5,978	\$1,145	\$4,392	\$5,330	\$0	\$0	\$0	\$18,183	\$4,555	\$0	\$20,517	\$65,732	
STUDENT FEES	\$8,140,883	\$3,249,634	\$1,014,583	\$1,911,602	\$0	\$2,443,941	\$2,653,824	\$971,847	\$1,208,310	\$5,237,698	\$26,832,283	\$0	\$0	\$0	\$27,854	\$0	\$0	\$0	\$0	\$840	\$0	\$190,020	\$0	\$0	\$218,714	
GAME GUARANTEES	\$2,039,270	\$8,076	\$0	\$0	\$10,000	\$8,000	\$7,500	\$0	\$1,295,339	\$1,146,000	\$4,513,185	\$0	\$0	\$500	\$0	\$2,850	\$0	\$0	\$0	\$0	\$0	\$0	\$0	\$0	\$0	\$3,450
CONTRIBUTIONS	\$933,581	\$0	\$0	\$0	\$23,608,396	\$66,619	\$0	\$0	\$0	\$413,107	\$24,927,663	\$0	\$0	\$0	\$45,680	\$54,328	\$0	\$0	\$0	\$0	\$9,265	\$7,114	\$0	\$0	\$168,722	
NON-ACCOMMODATION DISTRIBUTIONS	\$846,996	\$22,881	\$75,506	\$0	\$17,885,541	\$13,510	\$878,821	\$45,833	\$0	\$1,107,476	\$20,079,284	\$0	\$0	\$0	\$0	\$0	\$0	\$0	\$0	\$0	\$0	\$0	\$0	\$0	\$0	
BROADCAST, TV, RADIO, INTERNET RIGHTS	\$0	\$0	\$0	\$0	\$37,290,835	\$10,257	\$0	\$0	\$0	\$0	\$37,301,092	\$0	\$0	\$0	\$0	\$0	\$0	\$0	\$0	\$0	\$0	\$6,000	\$0	\$0	\$6,000	
PROGRAM SALES, CONCESSIONS, NOV/LETES, PARKING	\$0	\$0	\$0	\$19,786	\$2,260,378	\$2,892	\$0	\$0	\$76,548	\$26,927	\$2,408,511	\$0	\$0	\$4,712	\$0	\$3,482	\$0	\$0	\$0	\$0	\$0	\$479	\$1,989	\$0	\$0	\$10,272
ROYALTIES, LICENSING, ADVERTISEMENTS, SPONSORSHIPS	\$1,053,146	\$31,808	\$0	\$10,347	\$22,156,456	\$22,160	\$120,418	\$0	\$0	\$307,407	\$23,701,740	\$0	\$0	\$0	\$0	\$64,400	\$0	\$0	\$0	\$0	\$0	\$1,400	\$0	\$0	\$0	\$65,800
SPORTS CAMPS REVENUES	\$0	\$162,651	\$1,005	\$79,488	\$46,035	\$56,189	\$0	\$0	\$0	\$0	\$342,408	\$0	\$0	\$0	\$0	\$2,400	\$10,225	\$0	\$0	\$0	\$0	\$8,227	\$0	\$0	\$20,852	
ENDOWMENT AND INVESTMENT INCOME	\$65,644	\$863,868	\$0	\$0	\$950,524	\$0	\$0	\$0	\$0	\$0	\$1,860,036	\$0	\$0	\$0	\$24,700	\$0	\$0	\$0	\$0	\$0	\$0	\$0	\$0	\$0	\$24,700	
OTHER INCOME	\$114,672	\$18,839	\$7,483	\$24,514	\$2,557,412	\$4,888	\$8,634	\$5,692	\$139,266	\$65,300	\$2,993,710	\$36,162	\$418,681	\$0	\$0	\$0	\$0	\$0	\$20,559	\$0	\$0	\$0	\$346,754	\$0	\$822,395	
CONFEDERALLY FUNDED PORTION	\$0	\$17,247	\$0	\$0	\$0	\$8,488	\$0	\$71,419	\$0	\$186,028	\$283,183	\$0	\$0	\$0	\$0	\$0	\$0	\$0	\$0	\$0	\$0	\$0	\$0	\$0	\$0	
CONFEDERALLY FUNDED PORTION % TOTAL	0%	100%	0%	0%	0%	100%	0%	100%	0%	100%	83%	0%	0%	0%	0%	0%	0%	0%	0%	0%	0%	0%	0%	0%	0%	
TRANSFERS FOR WOMEN'S ATHLETIC SPORTS PROGRAMS	\$4,455,074.00	\$0.00	\$2,462,713.00	\$0.00	\$0.00	\$0.00	\$3,990,094.00	\$0.00	\$0.00	\$0.00	\$10,907,881.00	\$0.00	\$0.00	\$0.00	\$0.00	\$21,756.00	\$0.00	\$0.00	\$0.00	\$0.00	\$0.00	\$0.00	\$0.00	\$0.00	\$21,756.00	
OTHER AUXILIARY PROFITS	\$6,063,828	\$574,568	\$0	\$2,914,423	\$0	\$1,727,780	\$0	\$1,216,417	\$3,890,889	\$4,783,008	\$21,170,934	\$0	\$0	\$0	\$0	\$0	\$0	\$0	\$0	\$0	\$87,539	\$56,380	\$0	\$713,872	\$1,679,688	
TRANSFERS FROM UNRESTRICTED BSG	\$0,359,914	\$2,124,532	\$1,607,776	\$1,682,441	\$0	\$0	\$2,769,880	\$1,607,776	\$1,391,407	\$3,008,217	\$17,471,083	\$130,000	\$0	\$70,000	\$153,387	\$205,509	\$360,476	\$171,734	\$233,583	\$72,185	\$215,464	\$249,200	\$150,953	\$0	\$2,005,491	
PROYEAR FUND BALANCE	\$0	\$61,017	\$990,372	\$0	\$1,488,193	\$522,256	\$0	\$387,022	\$0	\$0	\$3,449,860	\$59,350	\$0	\$141,785	\$0	\$0	\$0	\$0	\$0	\$0	\$0	\$0	\$0	\$0	\$0	\$201,115
Total Revenues for Athletics	\$28,199,301	\$7,263,328	\$6,175,196	\$6,653,837	\$161,415,848	\$4,917,801	\$10,869,821	\$4,322,246	\$8,465,172	\$16,881,604	\$254,897,564	\$255,512	\$424,513	\$222,885	\$252,786	\$340,471	\$387,787	\$991,631	\$254,881	\$81,450	\$375,400	\$855,085	\$497,707	\$734,389	\$5,514,647	

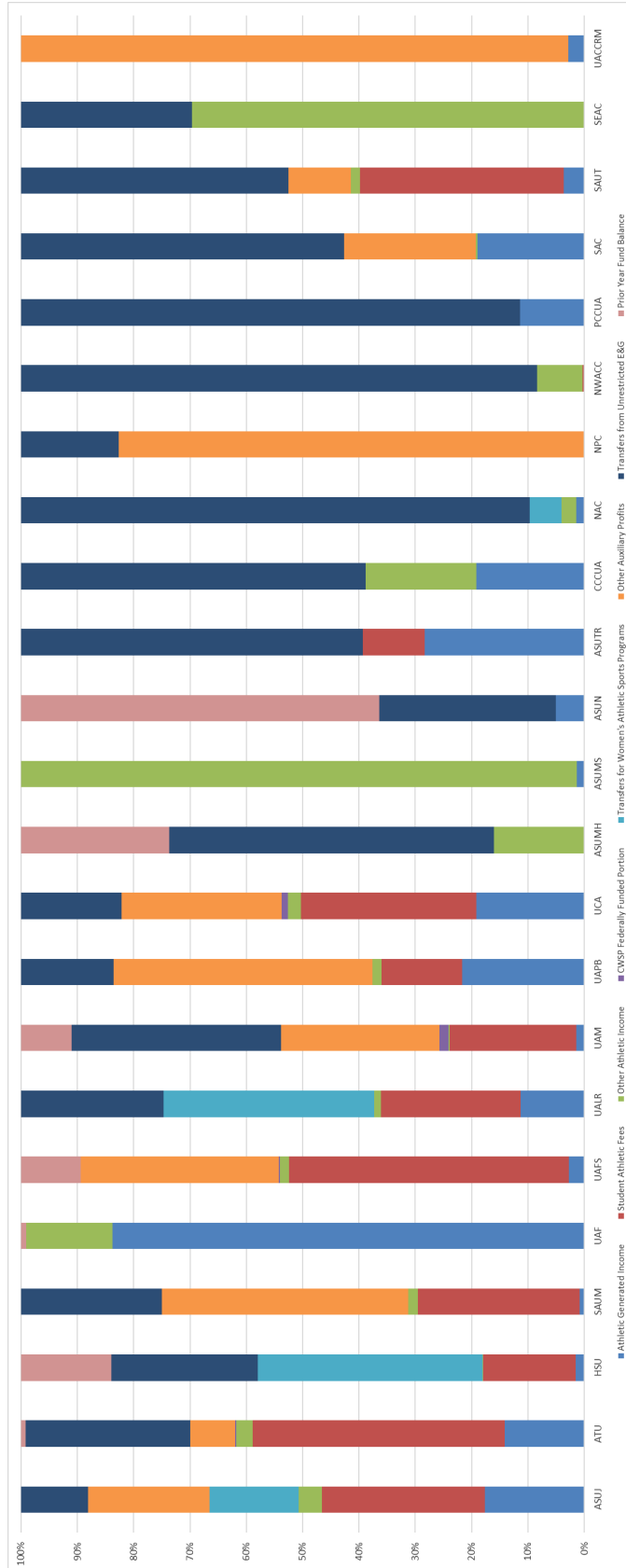
Summary of Intercollegiate Athletic Expenditures, 2023-2024

INSTITUTIONS	ASUJ	ATU	HSU	SAUM	UAF	UAFS	UALR	UAM	UWPB	UCA	4yr TOTAL	ASUMH	ASUMS	ASUN	ASUTR	CCCUA	NAC	NPC	NWACC	PCCUA	SAC	SAUT	SEAC	UACCRM	2yr TOTAL
SALARIES	\$5,784,770	\$1,661,888	\$1,483,492	\$1,509,717	\$48,877,241	\$1,048,010	\$2,774,270	\$1,086,429	\$2,512,164	\$3,509,289	\$70,257,269	\$18,111	\$76,189	\$38,750	\$11,000	\$36,013	\$79,734	\$24,504	\$119,700	\$25,689	\$104,069	\$126,012	\$163,387	\$212,280	\$1,336,417
BUDGETED FTE POSITIONS	91.02	27.76	29.96	27.63	333.75	20.50	48.78	22.70	44.00	59.28	705.38	0.60	0.85	0.00	3.00	0.00	1.54	4.00	0.00	0.54	0.00	5.00	4.50	0.00	20.03
FRINGE BENEFITS	\$1,649,762	\$547,335	\$387,031	\$549,395	\$9,014,559	\$291,397	\$744,179	\$347,465	\$659,216	\$1,214,096	\$16,104,455	\$9,864	\$14,596	\$6,540	\$40,363	\$5,544	\$16,848	\$79,147	\$34,728	\$6,822	\$32,587	\$46,965	\$38,314	\$52,881	\$389,199
FRINGE BENEFITS AS A % OF SALARIES	28.5%	32.9%	26.1%	36.4%	20.1%	27.8%	26.8%	31.7%	22.3%	34.6%	22.9%	54.5%	19.2%	22.0%	36.4%	15.4%	21.1%	36.3%	28.0%	22.7%	31.3%	38.7%	23.4%	24.9%	28.1%
EXTRA HELP	\$419,449	\$137,951	\$187,599	\$31,306	\$2,063,897	\$16,394	\$269,789	\$272,374	\$315,874	\$286,953	\$3,991,566	\$27,535	\$15,011	\$14,781	\$42,308	\$0	\$6,622	\$19,521	\$5,028	\$0	\$2,181	\$75,625	\$8,850	\$16,000	\$328,382
CONSP. TOTAL COST (FEDERAL AND STATE MATCH)	\$0	\$17,247	\$0	\$57,178	\$0	\$8,469	\$0	\$71,419	\$0	\$186,028	\$340,361	\$0	\$0	\$0	\$0	\$0	\$0	\$0	\$0	\$0	\$0	\$0	\$0	\$0	\$0
ATHLETIC SCHOLARSHIPS	\$6,715,698	\$2,062,055	\$2,295,176	\$2,001,591	\$14,812,860	\$1,238,085	\$3,048,687	\$1,350,393	\$2,460,151	\$5,096,975	\$41,081,972	\$28,117	\$44,110	\$0	\$27,250	\$0	\$79,627	\$239,988	\$0	\$0	\$82,208	\$99,541	\$187,900	\$273,164	\$1,022,905
RECRUITING	\$787,790	\$30,867	\$116,170	\$43,649	\$2,072,594	\$22,037	\$228,580	\$18,643	\$1,239	\$357,830	\$4,279,389	\$0	\$175	\$0	\$5,878	\$6,608	\$0	\$0	\$0	\$333	\$0	\$0	\$4,481	\$0	\$17,475
TEAM TRAVEL	\$5,898,884	\$701,542	\$659,947	\$765,866	\$11,234,176	\$878,795	\$1,668,131	\$418,181	\$977,721	\$2,745,502	\$25,746,736	\$65,720	\$91,189	\$29,446	\$11,043	\$69,892	\$65,936	\$100,487	\$20,407	\$0	\$90,770	\$66,262	\$32,884	\$103,033	\$793,029
SPORTS EQUIPMENT, UNIFORMS, SUPPLIES	\$1,781,297	\$309,130	\$210,867	\$297,364	\$5,865,114	\$386,505	\$469,946	\$251,106	\$76,913	\$608,777	\$10,306,019	\$40,129	\$117,101	\$67,884	\$2,276	\$191,164	\$26,196	\$0	\$10,182	\$47,714	\$29,374	\$105,985	\$52,886	\$67,010	\$717,001
CONCESSIONS PROGRAMS	\$0	\$0	\$0	\$45,394	\$0	\$29,698	\$0	\$0	\$0	\$0	\$75,082	\$0	\$0	\$15,404	\$0	\$3,211	\$0	\$0	\$0	\$0	\$300	\$2,595	\$0	\$0	\$21,510
GAME EXPENSES	\$1,402,235	\$3,220	\$60,531	\$112,023	\$9,794,483	\$57,440	\$300,151	\$107,956	\$866,324	\$869,238	\$12,385,601	\$18,181	\$26,210	\$11,815	\$0	\$30,921	\$30,322	\$153,984	\$0	\$0	\$27,060	\$0	\$17,450	\$33,600	\$374,443
GAME GUARANTEES	\$443,282	\$4,600	\$2,000	\$7,500	\$5,267,175	\$3,500	\$0	\$6,000	\$0	\$85,650	\$5,809,507	\$0	\$0	\$0	\$0	\$0	\$0	\$0	\$0	\$0	\$0	\$0	\$0	\$0	\$0
FUNRAISING, MARKETING, PROMOTIONS	\$151,630	\$6,882	\$6,300	\$0	\$1,749,369	\$10,000	\$35,028	\$0	\$9,427	\$4,436	\$1,973,042	\$0	\$12,985	\$18,806	\$0	\$16,115	\$0	\$0	\$25	\$0	\$1,756	\$0	\$0	\$0	\$49,267
SPORTS CAMPS EXPENSES	\$0	\$1,483	\$0	\$82,773	\$0	\$77,891	\$0	\$0	\$0	\$0	\$161,247	\$0	\$0	\$0	\$0	\$382	\$7,562	\$0	\$0	\$0	\$0	\$0	\$0	\$0	\$7,944
CREDIT FACILITIES, MAINTENANCE, REPAIRS	\$1,444,468	\$387,230	\$224,121	\$1,855	\$10,303,416	\$550,698	\$128,014	\$135,718	\$230,963	\$539,709	\$13,946,182	\$0	\$2,960	\$4,835	\$10,705	\$10,000	\$30,761	\$0	\$672	\$0	\$0	\$0	\$1,697	\$0	\$61,620
DEBT SERVICE	\$0	\$2,287,700	\$229,981	\$177,491	\$14,831,841	\$0	\$0	\$29,897	\$0	\$667,518	\$16,159,428	\$0	\$0	\$0	\$0	\$0	\$0	\$0	\$0	\$0	\$0	\$0	\$0	\$0	\$0
SPORT GROUPS	\$0	\$0	\$0	\$440,533	\$1,693,154	\$170,768	\$42,813	\$61,883	\$0	\$62,239	\$2,381,400	\$0	\$0	\$0	\$0	\$0	\$0	\$0	\$0	\$0	\$0	\$0	\$0	\$0	\$0
MEDICAL EXPENSES AND MEDICAL INSURANCE	\$257,940	\$177,350	\$97,224	\$105,411	\$1,937,710	\$39,827	\$81,645	\$85,705	\$191,511	\$184,014	\$3,168,337	\$9,500	\$19,576	\$10,434	\$0	\$4,662	\$23,254	\$0	\$3,210	\$0	\$17,482	\$0	\$10,223	\$15,600	\$106,941
MEMBERSHIPS AND DUES	\$122,133	\$69,041	\$25,800	\$6,902	\$92,458	\$99,167	\$6,727	\$26,355	\$2,000	\$116,081	\$566,764	\$7,273	\$9,340	\$220	\$1,943	\$7,039	\$7,863	\$0	\$3,600	\$0	\$7,327	\$0	\$2,896	\$0	\$46,591
OTHER OPERATING EXPENDITURES	\$1,386,555	\$916,847	\$189,657	\$451,407	\$15,179,400	\$0	\$891,861	\$45,712	\$334,669	\$139,206	\$19,514,515	\$82	\$5,551	\$5,040	\$0	\$1,900	\$13,072	\$0	\$55,529	\$1,892	\$297	\$0	\$1,749	\$27,951	\$110,943
TRANSFERS TO OTHER FUNDS/ACCOUNTS	\$13,188	\$0	\$0	\$-3,508	\$6,826,411	\$0	\$0	\$0	\$0	\$159,063	\$6,935,154	\$0	\$0	\$0	\$0	\$0	\$0	\$0	\$0	\$0	\$0	\$0	\$0	\$0	\$0
Total Expenditures for Athletics	\$28,159,301	\$7,263,328	\$6,175,196	\$6,653,837	\$161,416,948	\$4,417,801	\$10,658,821	\$4,322,246	\$8,458,172	\$16,651,004	\$254,087,154	\$225,512	\$424,413	\$222,365	\$252,766	\$340,471	\$387,887	\$991,631	\$254,981	\$91,450	\$375,400	\$625,085	\$497,707	\$801,489	\$5,381,757
Fund Balance	\$0	\$0	\$0	\$0	\$0	\$0	\$0	\$0	\$0	\$0	\$0	\$0	\$0	\$0	\$0	\$0	\$0	\$0	\$1	\$0	\$0	\$-51	\$0	\$67,110	\$-67,110
2023-2024 Budgeted Expenditures, Certified July 2023	\$19,517,107	\$6,510,914	\$5,550,000	\$6,068,144	\$15,794,200	\$4,321,665	\$10,445,739	\$4,033,881	\$7,450,216	\$15,612,351	\$231,233,817	\$188,500	\$591,000	\$176,810	\$286,391	\$272,711	\$426,156	\$1,017,719	\$239,135	\$60,955	\$424,205	\$516,000	\$390,700	\$1,319,051	\$5,861,333
% Difference Between Expenditures & Budgeted	44%	12%	11%	10%	6%	14%	2%	7%	14%	8%	10%	20%	28%	76%	12%	26%	9%	3%	7%	34%	12%	1%	27%	39%	8%

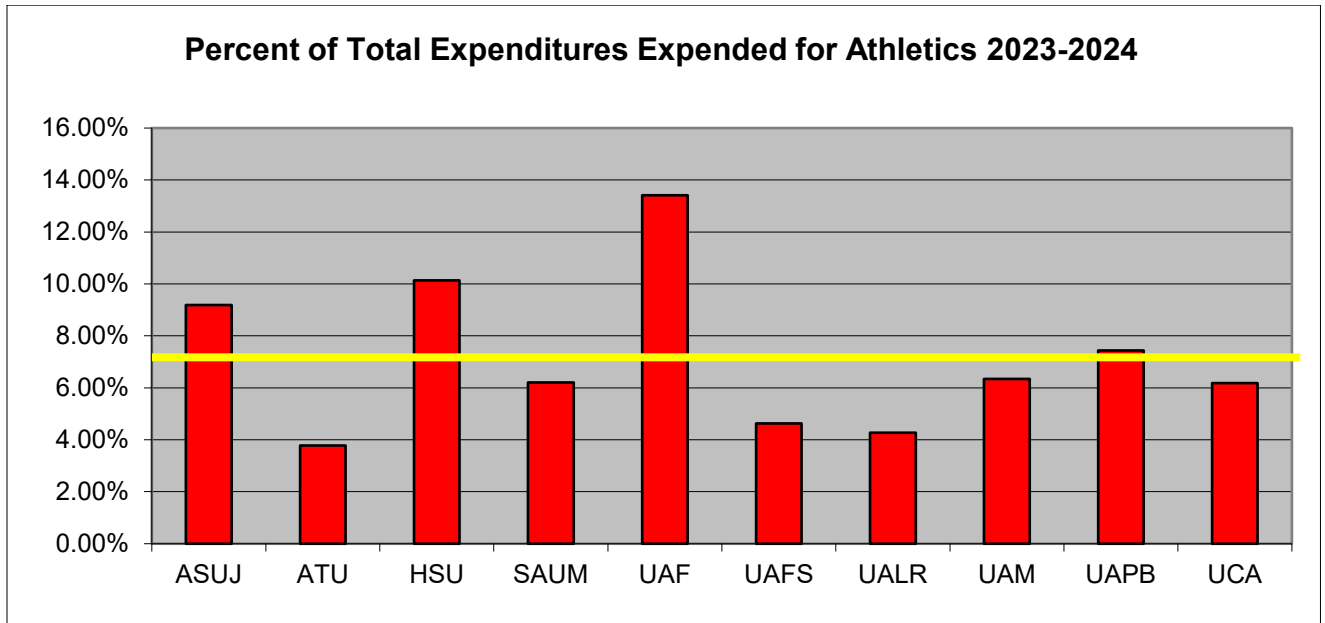
EXPENSES

The graph below looks at the revenue sources as a percent of total revenue which provides perspective on how dependent some institutions are on athletic fees, other auxiliary profits and E&G transfers to support their athletic program. The allowable athletic transfer from E&G revenue should be noted in this graph. The 2023-2024 allowable transfer from E&G was the greater of either 2 percent of the institutions' FY22 Unrestricted E&G Revenues or \$1,607,776 for universities and \$181 per FTE for colleges regardless of the size of the institution or level of the athletic competition. For some institutions, the E&G transfer is less than 10 percent of the revenue but for others it represents up to 92 percent of the revenue.

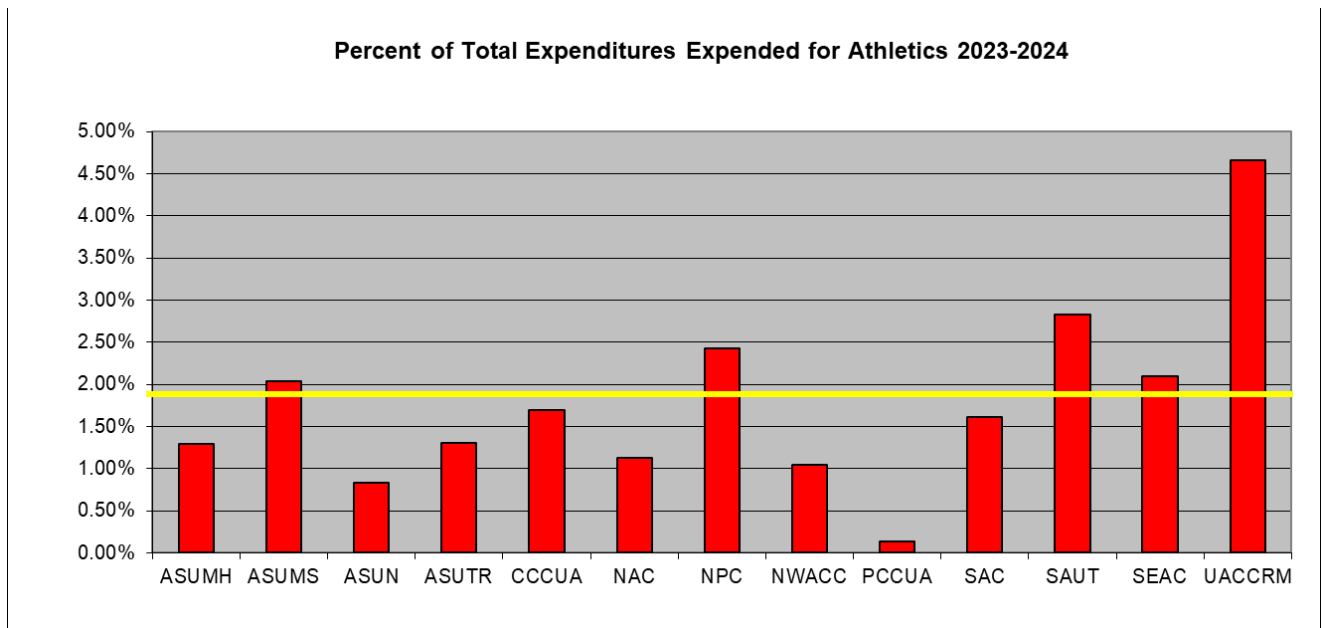
Athletic Revenue by Source 2023-2024



The following graph presents athletic expenditures as a percentage of the total institutional expenditures. The heavy yellow horizontal line represents the average for the institutions. The average athletic expenditure (excluding UAF) for 2023-2024 represented only 6.8 percent of the total of the universities' expenditures. When UAF is included, that brings the average up to the 7.16 percent reflected in the below graph.



The average athletic expenditure for 2023-2024 represented only 1.78 percent of the total of the colleges' expenditures.



RECOMMENDATIONS

- Continue to work with institutions to monitor and refine the Productivity Funding Model policies to ensure adequate funding is available to meet student needs, innovation is encouraged, and that the policies continue to respond to attainment goals and priorities of the state.
- AHECB, ADHE and institutions of higher education work with the legislature toward alignment of institutional funding policies, state financial aid policies, and tuition policies in a way that prioritizes higher education affordability.

Appendices

Appendix A:
Operating Margins and Fund
Balances

Table A-1. Universities Unrestricted E&G Operating Margins 2014-15 and 2019-2020 to 2023-2024

		2014-15		2019-2020	2020-2021	2021-2022	2022-2023	2023-2024
ASUJ	Total Expenditures	\$159,121,669		\$173,809,349	\$162,752,356	\$169,036,629	\$174,948,405	\$187,812,572
	FTE Enrollment	12,020		12,590	12,205	12,004	11,998	13,194
	Revenues:							
	Tuition & Fees	\$91,475,108		\$102,568,632	\$96,083,949	\$95,146,661	\$97,422,935	\$109,974,170
	Other	\$5,471,501		\$7,817,466	\$6,354,388	\$5,955,210	\$7,972,419	\$8,386,629
	State Funds	\$62,825,495		\$63,678,191	\$64,691,676	\$66,848,825	\$68,367,532	\$69,451,774
	Total Revenue	\$159,772,104		\$174,064,289	\$167,130,013	\$167,950,696	\$173,762,886	\$187,812,572
	Operating Margin	\$650,436		\$254,940	\$4,377,657	(\$1,085,933)	(\$1,185,519)	\$0
Percent of Expenditures	0.41%		0.15%	2.69%	-0.64%	-0.68%	0.00%	
ATU	Total Expenditures	\$89,523,873		\$106,973,056	\$97,788,653	\$100,583,413	\$101,019,993	\$91,198,884
	FTE Enrollment	8,420		8,511	7,799	7,027	6,728	6,626
	Revenues:							
	Tuition & Fees	\$58,501,871		\$66,949,557	\$60,417,699	\$55,815,908	\$53,672,837	\$53,385,215
	Other	\$4,650,043		\$4,439,728	\$3,717,412	\$15,583,301	\$10,447,696	\$11,151,671
	State Funds	\$31,885,049		\$32,733,916	\$33,972,018	\$34,828,372	\$38,390,411	\$37,589,233
	Total Revenue	\$95,036,963		\$104,123,201	\$98,107,129	\$106,227,581	\$102,510,944	\$102,126,119
	Operating Margin	\$5,513,090		(\$2,849,855)	\$318,476	\$5,644,168	\$1,490,951	\$10,927,235
Percent of Expenditures	6.16%		-2.66%	0.33%	5.61%	1.48%	11.98%	
HSU	Total Expenditures	\$47,049,444		\$50,542,858	\$54,997,490	\$47,695,323	\$39,729,160	\$23,320,308
	FTE Enrollment	3,293		3,448	2,884	2,598	2,201	1,860
	Revenues:							
	Tuition & Fees	\$25,733,640		\$26,956,088	\$25,602,436	\$23,907,512	\$20,552,698	\$17,896,275
	Other	\$883,544		\$1,169,082	\$860,779	\$1,385,880	\$1,327,099	\$1,751,743
	State Funds	\$21,020,862		\$21,488,947	\$21,543,334	\$22,166,496	\$22,494,046	\$22,575,600
	Total Revenue	\$47,638,046		\$49,614,117	\$48,006,549	\$47,459,888	\$44,373,843	\$42,223,618
	Operating Margin	\$588,602		(\$928,741)	(\$6,990,941)	(\$235,435)	\$4,644,683	\$18,903,310
Percent of Expenditures	1.25%		-1.84%	-12.71%	-0.49%	11.69%	81.06%	
SAUM	Total Expenditures	\$43,547,100		\$58,689,398	\$59,134,603	\$58,981,345	\$72,245,179	\$68,955,011
	FTE Enrollment	3,218		3,914	3,890	3,994	4,288	4,239
	Revenues:							
	Tuition & Fees	\$25,468,570		\$37,066,992	\$38,976,397	\$41,737,940	\$48,839,780	\$48,313,745
	Other	\$1,821,893		\$2,546,981	\$2,236,955	\$2,488,113	\$4,299,032	\$3,483,331
	State Funds	\$16,946,755		\$19,075,426	\$18,757,621	\$18,917,749	\$19,243,003	\$19,040,768
	Total Revenue	\$44,237,218		\$58,689,398	\$59,970,973	\$63,143,803	\$72,381,816	\$70,837,844
	Operating Margin	\$690,118		\$0	\$836,370	\$4,162,458	\$136,636	\$1,882,833
Percent of Expenditures	1.58%		0.00%	1.41%	7.06%	0.19%	2.73%	
UAF	Total Expenditures	\$388,767,774		\$491,099,168	\$441,490,816	\$467,396,512	\$541,852,003	\$598,023,261
	FTE Enrollment	24,201		25,122	25,227	26,188	28,072	29,556
	Revenues:							
	Tuition & Fees	\$247,779,330		\$324,415,640	\$320,501,264	\$332,162,581	\$361,445,464	\$387,098,600
	Other	\$22,255,888		\$31,600,134	\$17,729,329	\$19,003,419	\$45,016,947	\$68,726,453
	State Funds	\$127,319,008		\$132,965,510	\$134,322,936	\$139,536,282	\$144,722,635	\$149,654,774
	Total Revenue	\$397,354,226		\$488,981,284	\$472,553,529	\$490,702,281	\$551,185,047	\$605,479,828
	Operating Margin	\$8,586,452		(\$2,117,884)	\$31,062,713	\$23,305,769	\$9,333,044	\$7,456,566
Percent of Expenditures	2.21%		-0.43%	7.04%	4.99%	1.72%	1.25%	

Table A-1. (cont.) Universities Unrestricted E&G Operating Margins 2014-15 and 2019-2020 to 2023-2024

		2014-15	2019-2020	2020-2021	2021-2022	2022-2023	2023-2024
UAFS	Total Expenditures	\$59,845,056	\$63,938,174	\$64,717,167	\$57,310,738	\$60,345,832	\$63,504,180
	FTE Enrollment	5,609	4,958	4,574	4,230	4,151	4,274
	Revenues:						
	Tuition & Fees	\$30,930,319	\$35,690,922	\$32,464,425	\$30,469,828	\$31,549,096	\$33,323,270
	Other	\$6,990,900	\$7,707,640	\$9,178,280	\$5,345,218	\$2,083,307	\$3,683,149
	State Funds	\$23,869,198	\$24,266,368	\$24,220,292	\$25,150,911	\$26,531,806	\$26,635,265
	Total Revenue	\$61,790,417	\$67,664,930	\$65,862,997	\$60,965,957	\$60,164,209	\$63,641,684
	Operating Margin	\$1,945,361	\$3,726,756	\$1,145,830	\$3,655,219	(\$181,623)	\$137,504
Percent of Expenditures	3.25%	5.83%	1.77%	6.38%	-0.30%	0.22%	
UALR	Total Expenditures	\$149,033,577	\$132,140,473	\$114,584,500	\$138,608,842	\$135,594,292	\$141,247,751
	FTE Enrollment	8,737	7,120	6,655	6,124	6,045	6,002
	Revenues:						
	Tuition & Fees	\$76,282,140	\$69,085,775	\$65,553,716	\$62,835,194	\$58,906,660	\$62,818,783
	Other	\$6,395,466	\$9,032,875	\$2,913,900	\$3,763,153	\$7,886,159	\$8,847,715
	State Funds	\$66,610,516	\$67,438,262	\$67,151,893	\$68,895,674	\$68,790,380	\$69,675,239
	Total Revenue	\$149,288,122	\$145,556,912	\$135,619,509	\$135,494,021	\$135,583,199	\$141,341,737
	Operating Margin	\$254,545	\$13,416,439	\$21,035,009	(\$3,114,821)	(\$11,093)	\$93,986
Percent of Expenditures	0.17%	10.15%	18.36%	-2.25%	-0.01%	0.07%	
UAM	Total Expenditures	\$29,838,536	\$32,082,914	\$34,662,197	\$32,879,978	\$33,062,076	\$38,135,840
	FTE Enrollment	2,505	2,423	2,365	2,272	2,246	2,326
	Revenues:						
	Tuition & Fees	\$15,848,763	\$16,395,379	\$18,335,172	\$16,031,205	\$16,572,795	\$17,593,961
	Other	\$1,816,411	\$3,373,402	\$2,625,493	\$2,055,670	\$863,109	\$1,402,568
	State Funds	\$14,156,780	\$14,648,811	\$15,036,281	\$15,122,259	\$16,005,009	\$15,825,866
	Total Revenue	\$31,821,954	\$34,417,592	\$35,996,946	\$33,209,134	\$33,440,913	\$34,822,395
	Operating Margin	\$1,983,418	\$2,334,678	\$1,334,749	\$329,156	\$378,837	(\$3,313,445)
Percent of Expenditures	6.65%	7.28%	3.85%	1.00%	1.15%	-8.69%	
UAPB	Total Expenditures	\$45,711,680	\$47,467,818	\$46,600,320	\$59,997,210	\$59,439,037	\$51,492,431
	FTE Enrollment	2,340	2,296	2,329	2,275	2,028	1,868
	Revenues:						
	Tuition & Fees	\$16,844,477	\$19,604,674	\$19,367,357	\$20,198,731	\$20,836,336	\$18,663,731
	Other	\$764,221	\$980,791	\$957,172	\$1,204,728	\$791,518	\$2,056,234
	State Funds	\$27,309,289	\$27,994,072	\$28,427,100	\$29,039,314	\$29,355,689	\$25,374,751
	Total Revenue	\$44,917,987	\$48,579,537	\$48,751,629	\$50,442,773	\$50,983,543	\$46,094,716
	Operating Margin	(\$793,693)	\$1,111,719	\$2,151,309	(\$9,554,437)	(\$8,455,494)	(\$5,397,715)
Percent of Expenditures	-1.74%	2.34%	4.62%	-15.92%	-14.23%	-10.48%	
UCA	Total Expenditures	\$133,168,113	\$151,212,703	\$145,204,974	\$149,216,240	\$155,666,947	\$159,326,736
	FTE Enrollment	10,534	9,942	9,441	9,133	9,048	8,974
	Revenues:						
	Tuition & Fees	\$80,038,287	\$89,073,759	\$84,615,496	\$84,598,009	\$85,132,721	\$87,561,094
	Other	\$2,867,292	\$3,599,617	\$1,777,877	\$3,381,503	\$6,854,243	\$7,721,284
	State Funds	\$58,319,734	\$59,639,049	\$60,766,794	\$62,431,339	\$63,850,330	\$64,409,277
	Total Revenue	\$141,225,313	\$152,312,425	\$147,160,167	\$150,410,851	\$155,837,294	\$159,691,655
	Operating Margin	\$8,057,200	\$1,099,722	\$1,955,193	\$1,194,611	\$170,347	\$364,919
Percent of Expenditures	6.05%	0.73%	1.35%	0.80%	0.11%	0.23%	

*Note - Often negative operating margins are the result of expending prior year fund balances to complete a serious deferred maintenance problem.

Table A-2. Two-Year College Unrestricted E&G Operating Margins 2014-15 and 2019-2020 to 2023-2024

		2014-15		2019-2020	2020-2021	2021-2022	2022-2023	2023-2024
ANC	Total Expenditures	\$12,509,808		\$12,933,147	\$12,574,011	\$12,235,254	\$16,370,627	\$15,565,692
	FTE Enrollment	915		901	827	776	802	773
	Revenues:							
	Tuition & Fees	\$2,300,672		\$2,794,950	\$2,748,343	\$2,685,953	\$1,836,837	\$1,970,609
	Other	\$530,603		\$888,789	\$1,403,202	\$4,009,130	\$4,495,951	\$3,116,432
	State Funds	\$10,200,353		\$10,298,146	\$10,406,417	\$10,617,654	\$10,711,413	\$10,861,246
	Total Revenue	\$13,031,628		\$13,981,885	\$14,557,962	\$17,312,737	\$17,044,201	\$15,948,287
	Operating Margin	\$521,820		\$1,048,738	\$1,983,951	\$5,077,483	\$673,574	\$382,595
	Percent of Expenditures	4.17%		8.11%	15.78%	41.50%	4.11%	2.46%
	ASUB	Total Expenditures	\$25,655,110		\$24,318,230	\$23,381,591	\$22,501,441	\$24,999,122
FTE Enrollment		3,029		2,413	2,148	1,980	2,059	2,153
Revenues:								
Tuition & Fees		\$10,320,436		\$9,326,445	\$8,252,503	\$7,750,569	\$7,636,363	\$8,743,166
Other		\$2,277,455		\$2,529,924	\$3,022,463	\$3,338,991	\$3,412,992	\$3,529,654
State Funds		\$14,098,177		\$14,422,334	\$14,297,628	\$14,277,612	\$14,345,982	\$14,470,529
Total Revenue		\$26,696,068		\$26,278,703	\$25,572,594	\$25,367,172	\$25,395,337	\$26,743,349
Operating Margin		\$1,040,958		\$1,960,473	\$2,191,003	\$2,865,731	\$396,215	\$1,504,063
Percent of Expenditures		4.06%		8.06%	9.37%	12.74%	1.58%	5.96%
ASUMH		Total Expenditures	\$10,408,921		\$10,177,311	\$10,285,927	\$9,826,303	\$9,724,185
	FTE Enrollment	1,090		910	840	825	851	892
	Revenues:							
	Tuition & Fees	\$4,260,792		\$4,048,149	\$3,805,066	\$3,762,874	\$3,921,637	\$4,511,656
	Other	\$1,525,314		\$1,925,828	\$2,028,703	\$1,943,836	\$2,259,823	\$2,504,054
	State Funds	\$4,713,921		\$4,664,755	\$4,507,691	\$4,434,016	\$4,361,814	\$4,388,263
	Total Revenue	\$10,500,027		\$10,638,732	\$10,341,460	\$10,140,726	\$10,543,274	\$11,403,973
	Operating Margin	\$91,106		\$461,421	\$55,533	\$314,423	\$819,089	\$645,439
	Percent of Expenditures	0.88%		4.53%	0.54%	3.20%	8.42%	6.00%
	ASUMS	Total Expenditures	\$13,631,127		\$10,733,238	\$11,191,043	\$11,469,056	\$11,303,683
FTE Enrollment		1,070		758	702	638	593	593
Revenues:								
Tuition & Fees		\$5,000,464		\$3,167,639	\$2,617,185	\$2,451,653	\$2,251,488	\$2,409,583
Other		\$1,282,730		\$1,057,652	\$1,355,745	\$1,189,926	\$1,076,484	\$1,319,870
State Funds		\$7,554,867		\$7,663,414	\$7,760,297	\$7,815,161	\$7,733,216	\$7,850,085
Total Revenue		\$13,838,061		\$11,888,705	\$11,733,227	\$11,456,740	\$11,061,188	\$11,579,538
Operating Margin		\$206,934		\$1,155,467	\$542,184	(\$12,316)	(\$242,495)	\$397,769
Percent of Expenditures		1.52%		10.77%	4.84%	-0.11%	-2.15%	3.56%
ASUN		Total Expenditures	\$14,449,610		\$14,240,452	\$13,561,294	\$13,267,374	\$18,132,137
	FTE Enrollment	1,717		1,825	1,626	1,677	1,493	1,598
	Revenues:							
	Tuition & Fees	\$6,175,804		\$7,763,000	\$6,683,755	\$7,138,107	\$7,103,907	\$7,663,745
	Other	\$1,088,413		\$1,129,225	\$1,286,609	\$1,315,354	\$1,629,611	\$2,314,776
	State Funds	\$7,395,954		\$8,391,250	\$8,215,653	\$8,178,003	\$8,004,343	\$7,968,540
	Total Revenue	\$14,660,171		\$17,283,475	\$16,186,017	\$16,631,464	\$16,737,861	\$17,947,061
	Operating Margin	\$210,561		\$3,043,023	\$2,624,723	\$3,364,090	(\$1,394,276)	\$1,682,816
	Percent of Expenditures	1.46%		21.37%	19.35%	25.36%	-7.69%	10.35%
	ASUTR	Total Expenditures	\$7,498,204		\$7,095,553	\$7,325,025	\$7,478,798	\$8,859,001
FTE Enrollment		917		677	676	797	857	921
Revenues:								
Tuition & Fees		\$3,145,923		\$3,104,923	\$2,877,603	\$2,963,797	\$3,230,465	\$3,464,260
Other		\$115,090		\$173,381	\$174,923	\$142,084	\$332,857	\$105,425
State Funds		\$4,672,254		\$4,714,219	\$4,662,856	\$4,563,464	\$4,507,283	\$4,537,746
Total Revenue		\$7,933,267		\$7,992,523	\$7,715,382	\$7,669,345	\$8,070,605	\$8,107,431
Operating Margin		\$435,063		\$896,970	\$390,357	\$190,547	(\$788,396)	(\$1,823,075)
Percent of Expenditures		5.80%		12.64%	5.33%	2.55%	-8.90%	-18.36%
BRTC		Total Expenditures	\$14,644,357		\$13,963,089	\$12,714,743	\$12,874,368	\$13,597,516
	FTE Enrollment	1,480		1,130	1,090	1,082	1,127	1,086
	Revenues:							
	Tuition & Fees	\$5,900,337		\$5,409,258	\$6,084,064	\$5,806,430	\$6,447,553	\$6,457,894
	Other	\$137,368		\$149,926	\$292,279	\$260,922	\$209,885	\$2,529,533
	State Funds	\$8,336,564		\$8,356,160	\$8,267,940	\$8,087,573	\$8,053,050	\$8,200,821
	Total Revenue	\$14,374,269		\$13,915,344	\$14,644,283	\$14,154,925	\$14,710,488	\$17,188,248
	Operating Margin	(\$270,088)		(\$47,745)	\$1,929,540	\$1,280,557	\$1,112,972	\$1,923,227
	Percent of Expenditures	-1.84%		-0.34%	15.18%	9.95%	8.19%	12.60%
	CCCUA	Total Expenditures	\$8,740,973		\$9,872,124	\$8,842,494	\$11,547,418	\$10,946,635
FTE Enrollment		961		957	893	857	853	828
Revenues:								
Tuition & Fees		\$3,278,508		\$4,166,804	\$3,952,998	\$3,696,214	\$3,744,370	\$3,955,080
Other		\$1,328,644		\$1,698,173	\$1,652,214	\$2,006,111	\$2,195,209	\$2,386,594
State Funds		\$4,732,835		\$4,963,104	\$4,826,427	\$4,941,383	\$5,159,458	\$5,133,874
Total Revenue		\$9,339,987		\$10,828,081	\$10,431,639	\$10,643,708	\$11,099,037	\$11,475,548
Operating Margin		\$599,014		\$955,957	\$1,589,145	(\$903,710)	\$152,402	(\$400,141)
Percent of Expenditures		6.85%		9.68%	17.97%	-7.83%	1.39%	-3.37%
EACC		Total Expenditures	\$9,074,397		\$11,155,753	\$10,083,470	\$13,698,300	\$15,406,708
	FTE Enrollment	795		876	705	688	700	729
	Revenues:							
	Tuition & Fees	\$2,576,262		\$3,342,400	\$2,760,731	\$3,547,889	\$3,000,314	\$3,515,907
	Other	\$193,350		\$300,283	\$320,266	\$528,493	\$700,543	\$955,820
	State Funds	\$6,556,511		\$10,084,850	\$10,012,254	\$10,296,226	\$10,743,415	\$11,876,451
	Total Revenue	\$9,326,123		\$13,727,533	\$13,093,251	\$14,372,608	\$14,444,272	\$16,348,178
	Operating Margin	\$251,726		\$2,571,780	\$3,009,781	\$674,308	(\$962,436)	\$1,466,512
	Percent of Expenditures	2.77%		23.05%	29.85%	4.92%	-6.25%	9.85%

Table A-2. (cont.) Two-Year College Unrestricted E&G Operating Margins 2014-15 and 2019-2020 to 2023-2024

		2014-15	2019-2020	2020-2021	2021-2022	2022-2023	2023-2024
NAC	Total Expenditures	\$13,236,213	\$13,241,509	\$12,711,483	\$17,691,133	\$15,900,716	\$15,777,088
	FTE Enrollment	1,429	1,244	1,148	1,225	1,258	1,295
	Revenues:						
	Tuition & Fees	\$4,265,276	\$4,902,691	\$4,928,551	\$5,348,483	\$6,259,178	\$7,013,736
	Other	\$286,405	\$368,416	\$456,303	\$346,316	\$392,571	\$471,343
	State Funds	\$8,990,314	\$9,093,165	\$8,994,083	\$11,828,989	\$8,818,380	\$8,895,535
	Total Revenue	\$13,541,995	\$14,364,272	\$14,378,937	\$17,523,789	\$15,470,129	\$16,380,613
	Operating Margin	\$305,782	\$1,122,763	\$1,667,454	(\$167,345)	(\$430,587)	\$603,525
Percent of Expenditures	2.31%	8.48%	13.12%	-0.95%	-2.71%	3.83%	
NPC	Total Expenditures	\$16,497,196	\$18,235,312	\$17,061,148	\$17,119,630	\$17,969,354	\$24,577,153
	FTE Enrollment	1,917	1,847	1,622	1,586	1,610	1,601
	Revenues:						
	Tuition & Fees	\$6,298,690	\$7,766,886	\$6,980,468	\$6,860,735	\$8,019,114	\$8,112,943
	Other	\$1,909,123	\$81,285	\$38,833	\$86,982	\$154,041	\$235,654
	State Funds	\$10,857,258	\$11,015,738	\$10,926,851	\$11,190,424	\$11,783,856	\$11,702,867
	Total Revenue	\$19,065,071	\$18,863,909	\$17,946,152	\$18,138,141	\$19,957,011	\$20,051,464
	Operating Margin	\$2,567,875	\$628,597	\$885,004	\$1,018,511	\$1,987,657	(\$4,525,689)
Percent of Expenditures	15.57%	3.45%	5.19%	5.95%	11.06%	-18.41%	
NWACC	Total Expenditures	\$41,723,028	\$45,112,653	\$39,497,670	\$43,583,761	\$37,672,384	\$41,502,186
	FTE Enrollment	5,133	5,050	4,382	4,130	4,496	4,720
	Revenues:						
	Tuition & Fees	\$24,607,735	\$23,508,113	\$23,171,155	\$19,709,807	\$23,797,334	\$24,611,621
	Other	\$6,203,625	\$8,176,772	\$9,438,629	\$504,207	\$9,269,070	\$10,962,074
	State Funds	\$11,634,914	\$12,559,563	\$13,362,899	\$22,448,571	\$13,590,440	\$13,366,112
	Total Revenue	\$42,446,274	\$44,244,449	\$45,972,683	\$42,662,585	\$46,656,844	\$48,939,807
	Operating Margin	\$723,246	(\$868,205)	\$6,475,013	(\$921,176)	\$8,984,460	\$7,437,621
Percent of Expenditures	1.73%	-1.92%	16.39%	-2.11%	23.85%	17.92%	
OZC	Total Expenditures	\$9,637,753	\$9,241,494	\$9,145,089	\$9,205,985	\$9,263,470	\$10,879,109
	FTE Enrollment	933	797	728	702	665	645
	Revenues:						
	Tuition & Fees	\$3,792,629	\$4,104,383	\$3,745,392	\$3,667,264	\$3,829,554	\$4,134,803
	Other	\$315,048	\$265,578	\$802,829	\$1,837,347	\$692,875	\$995,161
	State Funds	\$4,385,785	\$4,397,004	\$4,351,888	\$4,529,458	\$4,608,108	\$4,683,832
	Total Revenue	\$8,493,462	\$8,766,965	\$8,900,109	\$10,034,069	\$9,130,536	\$9,813,796
	Operating Margin	(\$1,144,291)	(\$474,529)	(\$244,980)	\$828,084	(\$132,934)	(\$1,065,313)
Percent of Expenditures	-11.87%	-5.13%	-2.68%	9.00%	-1.44%	-9.79%	
PCCUA	Total Expenditures	\$15,855,909	\$16,331,642	\$14,295,103	\$16,056,662	\$16,861,775	\$16,786,201
	FTE Enrollment	986	912	712	755	771	839
	Revenues:						
	Tuition & Fees	\$2,837,099	\$3,012,674	\$2,311,596	\$2,508,177	\$2,436,104	\$2,692,349
	Other	\$3,294,645	\$3,255,063	\$3,259,826	\$3,938,852	\$4,109,988	\$3,859,974
	State Funds	\$10,336,094	\$10,438,889	\$10,486,054	\$10,804,550	\$10,872,602	\$10,814,196
	Total Revenue	\$16,467,838	\$16,706,626	\$16,057,476	\$17,251,579	\$17,418,694	\$17,366,519
	Operating Margin	\$611,929	\$374,984	\$1,762,373	\$1,194,917	\$556,919	\$580,318
Percent of Expenditures	3.86%	2.30%	12.33%	7.44%	3.30%	3.46%	
SAC	Total Expenditures	\$12,203,316	\$11,747,744	\$9,946,070	\$9,356,963	\$10,686,178	\$11,794,474
	FTE Enrollment	1,181	1,009	877	873	880	861
	Revenues:						
	Tuition & Fees	\$4,871,858	\$4,553,442	\$3,883,941	\$4,232,546	\$3,601,676	\$3,744,356
	Other	\$318,627	\$420,281	\$304,822	\$0	\$1,043,621	\$1,196,337
	State Funds	\$7,018,635	\$7,310,943	\$7,113,622	\$7,238,922	\$7,432,964	\$7,498,527
	Total Revenue	\$12,209,120	\$12,284,666	\$11,302,385	\$11,471,468	\$12,078,261	\$12,439,220
	Operating Margin	\$5,804	\$536,922	\$1,356,315	\$2,114,504	\$1,392,083	\$644,746
Percent of Expenditures	0.05%	4.57%	13.64%	22.60%	13.03%	5.47%	
SAUT	Total Expenditures	\$11,101,748	\$10,202,007	\$10,966,465	\$12,486,788	\$11,764,246	\$11,250,707
	FTE Enrollment	1,220	847	821	800	773	718
	Revenues:						
	Tuition & Fees	\$4,601,127	\$3,914,855	\$4,103,870	\$4,082,186	\$4,339,594	\$4,154,713
	Other	\$554,779	\$663,502	\$1,545,311	\$2,499,166	\$1,665,206	\$1,166,145
	State Funds	\$5,912,697	\$5,938,370	\$5,870,731	\$6,061,945	\$5,869,767	\$5,783,553
	Total Revenue	\$11,068,603	\$10,516,727	\$11,519,912	\$12,643,297	\$11,874,567	\$11,104,411
	Operating Margin	(\$33,145)	\$314,720	\$553,447	\$156,509	\$110,321	(\$146,296)
Percent of Expenditures	-0.30%	3.08%	5.05%	1.25%	0.94%	-1.30%	

Table A-2. (cont.) Two-Year College Unrestricted E&G Operating Margins 2014-15 and 2019-2020 to 2023-2024

		2014-15	2019-2020	2020-2021	2021-2022	2022-2023	2023-2024
SEAC	Total Expenditures	\$10,966,682	\$11,238,737	\$10,544,836	\$10,712,438	\$11,110,144	\$8,500,128
	FTE Enrollment	1,049	888	759	694	640	693
	Revenues:						
	Tuition & Fees	\$3,543,554	\$3,705,241	\$3,297,710	\$3,012,997	\$3,052,552	\$3,969,196
	Other	\$218,850	\$208,083	\$161,561	\$209,873	\$161,070	\$125,617
	State Funds	\$7,592,536	\$7,609,632	\$7,528,290	\$7,361,988	\$7,330,157	\$7,330,157
	Total Revenue	\$11,354,940	\$11,522,956	\$10,987,561	\$10,584,858	\$10,543,779	\$11,424,970
	Operating Margin	\$388,258	\$284,219	\$442,725	(\$127,580)	(\$566,365)	\$2,924,842
Percent of Expenditures	3.54%	2.53%	4.20%	-1.19%	-5.10%	34.41%	
UACCB	Total Expenditures	\$9,842,814	\$9,572,567	\$10,576,246	\$9,554,773	\$10,280,304	\$12,020,726
	FTE Enrollment	944	982	818	723	728	837
	Revenues:						
	Tuition & Fees	3,320,029	3,552,205	3,011,700	2,793,316	3,138,316	4,156,666
	Other	\$1,376,391	\$1,831,437	\$1,926,552	\$2,044,928	\$2,515,027	\$2,551,147
	State Funds	\$4,989,281	\$5,061,933	\$4,924,663	\$5,059,035	\$5,453,718	\$5,444,197
	Total Revenue	\$9,685,701	\$10,445,575	\$9,862,915	\$9,897,279	\$11,107,061	\$12,152,010
	Operating Margin	(\$157,113)	\$873,008	(\$713,331)	\$342,506	\$826,757	\$131,284
Percent of Expenditures	-1.60%	9.12%	-6.74%	3.58%	8.04%	1.09%	
UACCHT	Total Expenditures	\$10,405,991	\$10,234,492	\$9,151,281	\$9,693,972	\$6,565,216	\$6,032,665
	FTE Enrollment	916	945	798	750	713	740
	Revenues:						
	Tuition & Fees	\$2,456,601	\$3,229,345	\$2,867,899	\$2,765,156	\$2,753,584	\$3,130,274
	Other	\$1,393,804	\$1,186,669	\$2,247,162	\$2,267,267	\$1,861,803	\$2,602,174
	State Funds	\$6,431,644	\$6,971,807	\$6,947,570	\$6,975,907	\$6,635,024	\$6,701,433
	Total Revenue	\$10,282,049	\$11,387,821	\$12,062,631	\$12,008,330	\$11,250,411	\$12,433,881
	Operating Margin	(\$123,942)	\$1,153,329	\$2,911,350	\$2,314,358	\$4,685,195	\$6,401,216
Percent of Expenditures	-1.19%	11.27%	31.81%	23.87%	71.36%	106.11%	
UACCM	Total Expenditures	\$12,835,782	\$13,383,651	\$10,613,936	\$14,722,028	\$15,357,474	\$16,664,406
	FTE Enrollment	1,531	1,367	1,357	1,307	1,292	1,449
	Revenues:						
	Tuition & Fees	\$5,969,541	\$6,347,396	\$6,167,665	\$5,847,589	\$6,004,914	\$6,589,348
	Other	\$1,042,200	\$1,288,931	\$1,333,425	\$1,353,328	\$1,788,076	\$1,995,734
	State Funds	\$6,300,620	\$6,311,812	\$6,695,675	\$6,639,765	\$6,693,302	\$6,484,510
	Total Revenue	\$13,312,361	\$13,948,139	\$14,196,765	\$13,840,682	\$14,486,292	\$15,069,592
	Operating Margin	\$476,579	\$564,488	\$3,582,829	(\$881,346)	(\$871,182)	(\$1,594,814)
Percent of Expenditures	3.71%	4.22%	33.76%	-5.99%	-5.67%	-9.57%	
UACCRM	Total Expenditures	\$5,737,113	\$6,405,695	\$7,024,851	\$6,846,122	\$6,856,656	\$6,866,685
	FTE Enrollment	565	564	572	551	483	544
	Revenues:						
	Tuition & Fees	\$2,113,976	\$2,625,014	\$2,665,126	\$2,736,571	\$2,719,437	\$2,839,503
	Other	\$113,204	\$204,082	\$251,036	\$398,838	\$789,439	\$288,185
	State Funds	\$3,409,713	\$3,435,845	\$3,887,870	\$3,752,219	\$3,807,406	\$3,801,482
	Total Revenue	\$5,636,893	\$6,264,941	\$6,804,032	\$6,887,628	\$7,316,282	\$6,929,170
	Operating Margin	(\$100,220)	(\$140,754)	(\$220,819)	\$41,506	\$459,626	\$62,485
Percent of Expenditures	-1.75%	-2.20%	-3.14%	0.61%	6.70%	0.91%	
UAPTC	Total Expenditures	\$42,068,396	\$40,290,246	\$36,838,778	\$36,611,347	\$35,931,751	\$41,985,819
	FTE Enrollment	6,292	3,932	3,534	3,307	3,159	3,293
	Revenues:						
	Tuition & Fees	\$28,310,660	\$24,090,787	\$22,870,418	\$20,366,153	\$21,030,422	\$24,129,914
	Other	\$1,410,997	\$1,280,134	\$573,335	\$866,791	\$2,677,973	\$2,198,642
	State Funds	\$17,388,807	\$17,404,858	\$17,186,419	\$16,739,820	\$16,654,339	\$16,999,570
	Total Revenue	\$47,110,464	\$42,775,779	\$40,630,172	\$37,972,764	\$40,362,734	\$43,328,126
	Operating Margin	\$5,042,068	\$2,485,533	\$3,791,395	\$1,361,416	\$4,430,983	\$1,342,307
Percent of Expenditures	11.99%	6.17%	10.29%	3.72%	12.33%	3.20%	

*Note - Often negative operating margins are the result of expending prior year fund balances to complete a serious deferred maintenance problem.

Table A-3. Arkansas Higher Education Educational and General Current Fund Revenue and Fund Balances for 2022-2023 to 2023-2024

Institutions	2022-2023			2023-2024		
	Current Fund Revenues	Fund Balance as a Percent of Revenues	Fund Balance	Current Fund Revenues	Fund Balance as a Percent of Revenues	Fund Balance
Arkansas State University - Jonesboro	\$173,762,886	15.4%	\$26,748,650	\$187,812,572	14.6%	\$27,437,812
Arkansas Tech University	\$102,510,944	47.4%	\$48,640,873	\$102,126,119	57.6%	\$58,806,855
Henderson State University	\$44,373,843	-13.4%	-\$5,945,626	\$42,223,618	30.7%	\$12,957,684
Southern Arkansas University	\$72,381,816	28.4%	\$20,591,602	\$70,837,844	20.5%	\$14,499,182
University of Arkansas Fund*	\$709,246,317	45.8%	\$324,547,198	\$658,467,306	42.0%	\$276,391,095
University of Arkansas at Fort Smith	\$60,164,209	32.5%	\$19,564,124	\$63,641,684	31.0%	\$19,697,941
University of Arkansas at Little Rock	\$135,583,199	40.2%	\$54,465,193	\$141,341,737	38.4%	\$54,311,582
University of Arkansas at Monticello	\$33,440,913	35.7%	\$11,948,964	\$34,822,395	25.1%	\$8,731,546
University of Arkansas at Pine Bluff	\$50,983,543	13.1%	\$6,675,983	\$46,094,716	2.9%	\$1,320,211
University of Central Arkansas	\$155,837,294	11.2%	\$17,381,068	\$159,691,655	11.1%	\$17,745,987
Four-Year Total	\$829,038,646	24.1%	\$200,070,831	\$848,592,339	25.4%	\$215,508,800
Arkansas Northeastern College	\$16,156,545	33.7%	\$5,443,502	\$15,948,287	66.9%	\$10,667,279
Arkansas State University - Beebe	\$25,395,337	74.6%	\$18,934,687	\$26,743,349	76.4%	\$20,438,750
Arkansas State University - Mountain Home	\$10,543,274	52.4%	\$5,529,595	\$11,403,973	54.1%	\$6,175,034
Arkansas State University Mid-South	\$11,061,188	60.4%	\$6,681,239	\$11,579,538	61.1%	\$7,079,008
Arkansas State University - Newport	\$16,737,861	24.2%	\$4,044,219	\$17,947,061	30.9%	\$5,545,960
Arkansas State University Three Rivers	\$8,070,605	63.1%	\$5,093,665	\$8,107,431	40.3%	\$3,270,590
Black River Technical College	\$14,710,488	67.2%	\$9,883,125	\$17,188,248	68.7%	\$11,806,412
Cossatot Community College of the University of Arkansas	\$11,099,037	49.0%	\$5,441,597	\$11,475,548	43.9%	\$5,041,456
East Arkansas Community College	\$14,444,272	53.5%	\$7,727,724	\$16,348,178	48.7%	\$7,954,231
North Arkansas College	\$15,470,129	39.1%	\$6,046,729	\$16,380,613	40.6%	\$6,650,254
National Park College	\$19,957,011	46.1%	\$9,192,894	\$20,051,464	23.3%	\$4,667,205
Northwest Arkansas Community College	\$46,656,844	32.6%	\$15,228,020	\$48,939,807	39.1%	\$19,127,101
Ozarka College	\$9,130,536	77.8%	\$7,102,911	\$9,813,796	66.2%	\$6,501,441
Phillips Community College of the University of Arkansas	\$17,418,694	83.0%	\$14,458,375	\$17,366,519	76.2%	\$13,229,217
South Arkansas College	\$12,078,261	65.2%	\$7,874,795	\$12,439,220	68.8%	\$8,559,643
Southern Arkansas University Tech	\$11,874,567	38.5%	\$4,568,886	\$11,104,411	39.8%	\$4,422,590
Southeast Arkansas College	\$10,543,779	31.1%	\$3,275,131	\$11,424,970	54.3%	\$6,199,974
University of Arkansas Community College at Batesville	\$11,107,061	56.8%	\$6,313,070	\$12,152,010	53.0%	\$6,444,354
University of Arkansas Community College at Hope-Texarkana	\$11,250,411	163.4%	\$18,387,779	\$12,433,881	199.4%	\$24,789,196
University of Arkansas Community College at Morrilton	\$14,486,292	65.3%	\$9,457,218	\$15,069,592	52.2%	\$7,862,404
University of Arkansas Community College at Rich Mountain	\$7,316,282	42.5%	\$3,107,093	\$6,929,170	46.2%	\$3,199,757
University of Arkansas - Pulaski Technical College	\$40,362,734	93.3%	\$37,656,464	\$43,328,126	90.0%	\$38,998,771
Two-Year Total	\$355,871,209	59.4%	\$211,448,718	\$374,175,192	61.1%	\$228,630,627
UAAMS	\$319,801,434	248.1%	\$793,538,389	\$1,885,967,159	15.9%	\$300,210,552
Total Teaching Campuses	\$1,504,711,289	80.1%	\$1,205,057,938	\$3,108,734,691	23.9%	\$744,349,979

*University of Arkansas Fund includes UA Fayetteville, UA Archeological Survey, UA AREON, UA Clinton School, UA Criminal Justice Institute, UA Div. of Agri., UA System

Appendix B:

Net Tuition and Fee Income

Table B-1. Net Tuition History - Universities

		2014-15	2019-2020	2020-2021	2021-2022	2022-2023	2023-2024
ASUJ	Tuition and Fee Income	\$91,475,108	\$102,568,632	\$96,083,949	\$95,146,661	\$97,422,935	\$109,974,170
	Scholarships	\$20,004,641	\$25,864,808	\$25,335,424	\$26,468,791	\$25,567,193	\$31,775,022
	Net Tuition and Fee Income	\$71,470,467	\$76,703,824	\$70,748,525	\$68,677,870	\$71,855,742	\$78,199,148
	Annual FTE	12,020	12,590	12,205	12,004	11,998	13,194
	UG Resident Tuition	\$7,720	\$8,900	\$8,900	\$8,900	\$9,310	\$9,680
	Net Income/FTE	\$5,946	\$6,093	\$5,797	\$5,721	\$5,989	\$5,927
ATU	Tuition and Fee Income	\$58,501,871	\$66,949,557	\$60,417,699	\$60,401,436	\$58,512,173	\$58,516,035
	Scholarships	\$11,147,442	\$18,831,761	\$18,754,179	\$16,963,309	\$17,137,426	\$17,464,409
	Net Tuition and Fee Income	\$47,354,429	\$48,117,796	\$41,663,520	\$43,438,127	\$41,374,747	\$41,051,626
	Annual FTE	8,420	8,511	7,799	7,027	6,728	6,626
	UG Resident Tuition	\$7,248	\$9,255	\$9,255	\$9,539	\$9,682	\$9,972
	Net Income/FTE	\$5,624	\$5,653	\$5,342	\$6,182	\$6,150	\$6,196
HSU	Tuition and Fee Income	\$25,733,640	\$26,956,088	\$25,540,001	\$23,907,512	\$20,552,698	\$17,896,275
	Scholarships	\$8,021,577	\$10,043,313	\$8,440,600	\$8,026,925	\$6,258,611	\$4,917,790
	Net Tuition and Fee Income	\$17,712,063	\$16,912,775	\$17,099,401	\$15,880,587	\$14,294,088	\$12,978,485
	Annual FTE	3,293	3,448	2,884	2,598	2,201	1,860
	UG Resident Tuition	\$7,561	\$8,811	\$9,240	\$9,450	\$9,450	\$9,450
	Net Income/FTE	\$5,378	\$4,906	\$5,929	\$6,112	\$6,496	\$6,979
SAUM	Tuition and Fee Income	\$25,468,570	\$37,066,992	\$38,976,397	\$41,737,940	\$48,839,780	\$48,313,745
	Scholarships	\$8,119,945	\$13,745,327	\$14,108,933	\$13,291,773	\$13,594,025	\$15,267,597
	Net Tuition and Fee Income	\$17,348,625	\$23,321,665	\$24,867,464	\$28,446,167	\$35,245,755	\$33,046,148
	Annual FTE	3,218	3,914	3,890	3,994	4,288	4,239
	UG Resident Tuition	\$7,656	\$8,980	\$8,980	\$9,310	\$9,580	\$9,820
	Net Income/FTE	\$5,391	\$5,958	\$6,393	\$7,122	\$8,220	\$7,795
UAF	Tuition and Fee Income	\$247,779,330	\$324,415,640	\$320,501,264	\$332,162,581	\$361,445,464	\$387,098,600
	Scholarships	\$16,709,667	\$17,516,143	\$23,041,503	\$25,609,028	\$28,425,633	\$29,198,194
	Net Tuition and Fee Income	\$231,069,663	\$306,899,497	\$297,459,761	\$306,553,553	\$333,019,831	\$357,900,406
	Annual FTE	24,201	25,122	25,227	26,188	28,072	29,556
	UG Resident Tuition	\$8,208	\$9,385	\$9,385	\$9,572	\$9,656	\$9,747
	Net Income/FTE	\$9,548	\$12,216	\$11,791	\$11,706	\$11,863	\$12,109
UAFS	Tuition and Fee Income	\$30,930,319	\$35,690,922	\$32,464,425	\$30,469,828	\$31,549,096	\$33,323,270
	Scholarships	\$5,212,711	\$6,758,754	\$7,072,276	\$7,789,354	\$8,559,224	\$9,525,549
	Net Tuition and Fee Income	\$25,717,608	\$28,932,168	\$25,392,149	\$22,680,474	\$22,989,872	\$23,797,721
	Annual FTE	5,609	4,958	4,574	4,230	4,151	4,274
	UG Resident Tuition	\$5,962	\$7,339	\$7,339	\$7,339	\$7,984	\$8,594
	Net Income/FTE	\$4,585	\$5,835	\$5,551	\$5,361	\$5,538	\$5,568
UALR	Tuition and Fee Income	\$76,282,140	\$69,085,775	\$65,553,716	\$62,835,194	\$58,906,660	\$62,818,783
	Scholarships	\$19,079,863	\$12,394,899	\$10,191,292	\$12,835,175	\$12,855,343	\$12,683,248
	Net Tuition and Fee Income	\$57,202,277	\$56,690,876	\$55,362,424	\$50,000,019	\$46,051,317	\$50,135,535
	Annual FTE	8,737	7,120	6,655	6,124	6,045	6,002
	UG Resident Tuition	\$8,045	\$9,529	\$9,529	\$9,529	\$9,529	\$9,634
	Net Income/FTE	\$6,548	\$7,962	\$8,319	\$8,165	\$7,618	\$8,353
UAM	Tuition and Fee Income	\$15,848,763	\$16,395,379	\$18,335,172	\$17,710,396	\$18,325,301	\$19,568,166
	Scholarships	\$5,138,633	\$4,561,987	\$4,699,718	\$4,686,537	\$4,928,323	\$5,701,853
	Net Tuition and Fee Income	\$10,710,130	\$11,833,392	\$13,635,454	\$13,023,859	\$13,396,978	\$13,866,313
	Annual FTE	2,505	2,423	2,365	2,272	2,246	2,326
	UG Resident Tuition	\$6,082	\$7,909	\$7,909	\$8,029	\$8,431	\$8,868
	Net Income/FTE	\$4,276	\$4,884	\$5,766	\$5,732	\$5,966	\$5,963
UAPB	Tuition and Fee Income	\$16,844,477	\$19,604,674	\$19,367,357	\$20,198,731	\$20,836,336	\$18,663,731
	Scholarships	\$6,022,429	\$6,988,936	\$6,424,130	\$7,203,092	\$6,844,343	\$6,311,489
	Net Tuition and Fee Income	\$10,822,048	\$12,615,738	\$12,943,227	\$12,995,639	\$13,991,993	\$12,352,242
	Annual FTE	2,340	2,296	2,329	2,275	2,028	1,868
	UG Resident Tuition	\$5,956	\$8,064	\$8,064	\$8,064	\$8,574	\$9,019
	Net Income/FTE	\$4,624	\$5,495	\$5,558	\$5,713	\$6,898	\$6,613
UCA	Tuition and Fee Income	\$80,038,287	\$89,073,759	\$84,615,496	\$84,598,009	\$85,132,721	\$87,561,094
	Scholarships	\$18,588,058	\$25,786,721	\$25,108,792	\$23,587,939	\$23,009,660	\$22,898,304
	Net Tuition and Fee Income	\$61,450,229	\$63,287,038	\$59,506,704	\$61,010,070	\$62,123,061	\$64,662,790
	Annual FTE	10,534	9,942	9,441	9,133	9,048	8,974
	UG Resident Tuition	\$7,889	\$9,188	\$9,338	\$9,563	\$9,778	\$10,118
	Net Income/FTE	\$5,834	\$6,365	\$6,303	\$6,680	\$6,866	\$7,206
TOTAL	Tuition and Fee Income	\$668,902,504	\$787,807,418	\$761,855,477	\$769,168,288	\$801,523,164	\$843,733,869
	Scholarships	\$118,044,966	\$142,492,649	\$143,176,847	\$146,461,923	\$147,179,780	\$155,743,455
	Net Tuition and Fee Income	\$550,857,539	\$645,314,769	\$618,678,629	\$622,706,365	\$654,343,384	\$687,990,414

Table B-2. Net Tuition History - Two-Year Colleges

		2014-15	2019-2020	2020-2021	2021-2022	2022-2023	2023-2024
ANC	Tuition and Fee Income	\$2,300,672	\$2,794,950	\$2,748,343	\$2,685,953	\$1,836,837	\$1,970,609
	Scholarships	\$314,806	\$471,981	\$459,634	\$907,123	\$517,077	\$575,413
	Net Tuition and Fee Income	\$1,985,866	\$2,322,969	\$2,288,709	\$1,778,830	\$1,319,760	\$1,395,197
	Annual FTE	915	901	827	776	802	773
	UG Resident Tuition	\$2,390	\$2,810	\$2,840	\$2,930	\$3,020	\$3,050
	Net Tuition Income/FTE	\$2,169	\$2,578	\$2,768	\$2,291	\$1,645	\$1,806
ASUB	Tuition and Fee Income	\$10,320,436	\$9,326,445	\$8,252,503	\$7,750,569	\$7,636,363	\$8,743,166
	Scholarships	\$1,356,688	\$1,296,647	\$1,384,106	\$1,451,257	\$1,403,784	\$1,476,081
	Net Tuition and Fee Income	\$8,963,748	\$8,029,798	\$6,868,397	\$6,299,312	\$6,232,579	\$7,267,085
	Annual FTE	3,029	2,413	2,148	1,980	2,059	2,153
	UG Resident Tuition	\$3,270	\$3,660	\$3,660	\$3,660	\$3,780	\$4,020
	Net Tuition Income/FTE	\$2,959	\$3,328	\$3,198	\$3,181	\$3,027	\$3,375
ASUMH	Tuition and Fee Income	\$4,260,792	\$4,048,149	\$3,805,066	\$3,762,874	\$3,921,637	\$4,511,656
	Scholarships	\$238,659	\$302,541	\$322,602	\$348,655	\$181,561	\$201,680
	Net Tuition and Fee Income	\$4,022,133	\$3,745,608	\$3,482,464	\$3,414,219	\$3,740,076	\$4,309,976
	Annual FTE	1,090	910	840	825	851	892
	UG Resident Tuition	\$3,330	\$3,630	\$3,630	\$3,630	\$3,780	\$3,960
	Net Tuition Income/FTE	\$3,690	\$4,118	\$4,144	\$4,140	\$4,395	\$4,832
ASUMS	Tuition and Fee Income	\$5,000,464	\$3,167,639	\$2,617,185	\$2,451,653	\$2,251,488	\$2,409,583
	Scholarships	\$345,165	\$249,999	\$302,358	\$303,375	\$329,274	\$310,048
	Net Tuition and Fee Income	\$4,655,299	\$2,917,640	\$2,314,827	\$2,148,278	\$1,922,214	\$2,099,535
	Annual FTE	1,070	758	702	638	593	593
	UG Resident Tuition	\$3,790	\$4,090	\$4,090	\$4,090	\$4,180	\$4,440
	Net Tuition Income/FTE	\$4,349	\$3,847	\$3,296	\$3,367	\$3,240	\$3,544
ASUN	Tuition and Fee Income	\$6,175,804	\$7,763,000	\$6,683,755	\$7,138,107	\$7,103,907	\$7,663,745
	Scholarships	\$212,248	\$463,666	\$669,949	\$209,401	\$473,695	\$642,335
	Net Tuition and Fee Income	\$5,963,556	\$7,299,334	\$6,013,806	\$6,928,706	\$6,630,212	\$7,021,410
	Annual FTE	1,717	1,825	1,626	1,677	1,493	1,598
	UG Resident Tuition	\$3,150	\$3,570	\$3,570	\$3,570	\$3,690	\$3,900
	Net Tuition Income/FTE	\$3,473	\$4,001	\$3,699	\$4,133	\$4,442	\$4,394
ASUTR	Tuition and Fee Income	\$3,145,923	\$3,104,923	\$2,877,603	\$2,963,797	\$3,230,465	\$3,464,260
	Scholarships	\$64,524	\$49,913	\$64,537	\$77,494	\$0	\$0
	Net Tuition and Fee Income	\$3,081,399	\$3,055,010	\$2,813,066	\$2,886,303	\$3,230,465	\$3,464,260
	Annual FTE	917	677	676	797	857	921
	UG Resident Tuition	\$3,310	\$4,070	\$4,070	\$4,070	\$4,190	\$4,460
	Net Tuition Income/FTE	\$3,359	\$4,510	\$4,160	\$3,620	\$3,770	\$3,762
BRTC	Tuition and Fee Income	\$5,900,337	\$5,409,258	\$6,084,064	\$5,806,430	\$6,447,553	\$6,457,894
	Scholarships	\$812,542	\$954,100	\$1,045,377	\$1,193,891	\$1,497,793	\$1,556,109
	Net Tuition and Fee Income	\$5,087,795	\$4,455,158	\$5,038,687	\$4,612,539	\$4,949,760	\$4,901,785
	Annual FTE	1,480	1,130	1,090	1,082	1,127	1,086
	UG Resident Tuition	\$3,060	\$4,050	\$4,200	\$4,200	\$4,410	\$4,590
	Net Tuition Income/FTE	\$3,438	\$3,942	\$4,624	\$4,265	\$4,393	\$4,512
CCCUA	Tuition and Fee Income	\$3,278,508	\$4,166,804	\$3,952,998	\$3,696,214	\$3,744,370	\$3,955,080
	Scholarships	\$65,936	\$66,076	\$69,128	\$93,062	\$49,492	\$123,824
	Net Tuition and Fee Income	\$3,212,572	\$4,100,728	\$3,883,870	\$3,603,152	\$3,694,878	\$3,831,256
	Annual FTE	961	957	893	857	853	828
	UG Resident Tuition	\$2,647	\$3,960	\$3,960	\$3,960	\$4,200	\$4,440
	Net Tuition Income/FTE	\$3,345	\$4,286	\$4,349	\$4,207	\$4,331	\$4,625

Table B-2. (cont.) Net Tuition History - Two-Year Colleges

		2014-15	2019-2020	2020-2021	2021-2022	2022-2023	2023-2024
EACC	Tuition and Fee Income	\$2,576,262	\$3,342,400	\$2,760,731	\$3,547,889	\$3,000,314	\$3,515,907
	Scholarships	\$253,128	\$301,962	\$382,665	\$452,293	\$579,523	\$317,635
	Net Tuition and Fee Income	\$2,323,134	\$3,040,438	\$2,378,066	\$3,095,596	\$2,420,791	\$3,198,272
	Annual FTE	795	876	705	688	700	729
	UG Resident Tuition	\$2,880	\$3,234	\$3,234	\$3,140	\$3,210	\$3,590
	Net Tuition Income/FTE	\$2,923	\$3,472	\$3,375	\$4,499	\$3,461	\$4,387
NAC	Tuition and Fee Income	\$4,265,276	\$4,902,691	\$4,928,551	\$5,348,483	\$6,259,178	\$7,013,736
	Scholarships	\$340,092	\$711,437	\$733,726	\$1,004,688	\$1,244,389	\$1,486,536
	Net Tuition and Fee Income	\$3,925,184	\$4,191,254	\$4,194,826	\$4,343,795	\$5,014,789	\$5,527,200
	Annual FTE	1,429	1,244	1,148	1,225	1,258	1,295
	UG Resident Tuition	\$3,090	\$3,690	\$3,840	\$3,840	\$4,260	\$4,770
	Net Tuition Income/FTE	\$2,747	\$3,371	\$3,653	\$3,546	\$3,986	\$4,269
NPC	Tuition and Fee Income	\$6,298,690	\$7,766,886	\$6,980,468	\$6,860,735	\$8,019,114	\$8,644,430
	Scholarships	\$1,123,261	\$876,260	\$1,010,945	\$870,854	\$876,654	\$1,315,589
	Net Tuition and Fee Income	\$5,175,429	\$6,890,626	\$5,969,523	\$5,989,881	\$7,142,460	\$7,328,841
	Annual FTE	1,917	1,847	1,622	1,586	1,610	1,601
	UG Resident Tuition	\$3,490	\$4,500	\$4,500	\$4,500	\$4,950	\$5,400
	Net Tuition Income/FTE	\$2,699	\$3,731	\$3,681	\$3,776	\$4,438	\$4,577
NWACC	Tuition and Fee Income	\$24,607,735	\$23,508,113	\$23,171,155	\$19,709,807	\$23,797,334	\$24,611,621
	Scholarships	\$1,170,030	\$287,463	\$10,994	\$0	\$0	\$0
	Net Tuition and Fee Income	\$23,437,705	\$23,220,650	\$23,160,161	\$19,709,807	\$23,797,334	\$24,611,621
	Annual FTE	5,133	5,050	4,382	4,130	4,496	4,720
	UG Resident Tuition	\$4,513	\$5,058	\$5,088	\$5,088	\$5,550	\$5,670
	Net Tuition Income/FTE	\$4,565.82	\$4,598	\$5,285	\$4,773	\$5,294	\$5,214
OZC	Tuition and Fee Income	\$3,792,629	\$4,104,383	\$3,745,392	\$3,667,264	\$3,829,554	\$4,134,803
	Scholarships	\$542,418	\$662,481	\$458,795	\$558,339	\$477,375	\$531,818
	Net Tuition and Fee Income	\$3,250,212	\$3,441,902	\$3,286,597	\$3,108,925	\$3,352,179	\$3,602,985
	Annual FTE	933	797	728	702	665	645
	UG Resident Tuition	\$3,325	\$3,730	\$3,730	\$3,730	\$3,820	\$3,820
	Net Tuition Income/FTE	\$3,482	\$4,317	\$4,517	\$4,431	\$5,039	\$5,589
PCCUA	Tuition and Fee Income	\$2,837,099	\$3,012,674	\$2,311,596	\$2,508,177	\$2,436,104	\$2,692,349
	Scholarships	\$313,209	\$775,700	\$457,526	\$735,509	\$794,523	\$801,612
	Net Tuition and Fee Income	\$2,523,890	\$2,236,974	\$1,854,070	\$1,772,668	\$1,641,581	\$1,890,737
	Annual FTE	986	912	712	755	771	839
	UG Resident Tuition	\$2,968	\$3,410	\$3,410	\$3,410	\$3,500	\$3,650
	Net Tuition Income/FTE	\$2,559	\$2,452	\$2,605	\$2,347	\$2,128	\$2,254
SAC	Tuition and Fee Income	\$4,871,858	\$4,553,442	\$3,883,941	\$4,232,546	\$3,601,676	\$3,744,356
	Scholarships	\$370,270	\$438,522	\$304,077	\$0	\$432,190	\$1,087,409
	Net Tuition and Fee Income	\$4,501,588	\$4,114,920	\$3,579,864	\$4,232,546	\$3,169,486	\$2,656,947
	Annual FTE	1,181	1,009	877	873	880	861
	UG Resident Tuition	\$3,290	\$3,750	\$3,750	\$3,810	\$3,990	\$4,410
	Net Tuition Income/FTE	\$3,812	\$4,078	\$4,082	\$4,847	\$3,601	\$3,085

Table B-2. (cont.) Net Tuition History - Two-Year Colleges

		2014-15	2019-2020	2020-2021	2021-2022	2022-2023	2023-2024
SAUT	Tuition and Fee Income	\$4,601,127	\$3,914,855	\$4,103,870	\$4,082,186	\$4,339,594	\$4,154,713
	Scholarships	\$1,475,057	\$953,022	\$991,775	\$899,565	\$1,006,751	\$760,193
	Net Tuition and Fee Income	\$3,126,070	\$2,961,833	\$3,112,095	\$3,182,621	\$3,332,843	\$3,394,520
	Annual FTE	1,220	847	821	800	773	718
	UG Resident Tuition	\$4,050	\$4,590	\$4,590	\$4,770	\$4,830	\$4,830
	Net Tuition Income/FTE	\$2,562	\$3,497	\$3,792	\$3,979	\$4,313	\$4,729
SEAC	Tuition and Fee Income	\$3,543,554	\$3,705,241	\$3,297,710	\$3,012,997	\$3,052,552	\$3,969,196
	Scholarships	\$128,075	\$459,357	\$353,122	\$449,740	\$321,958	\$47,703
	Net Tuition and Fee Income	\$3,415,479	\$3,245,884	\$2,944,588	\$2,563,257	\$2,730,594	\$3,921,493
	Annual FTE	1,049	888	759	694	640	693
	UG Resident Tuition	\$3,070	\$3,850	\$3,850	\$3,850	\$4,210	\$4,960
	Net Tuition Income/FTE	\$3,257	\$3,657	\$3,879	\$3,696	\$4,266	\$5,661
UACCB	Tuition and Fee Income	\$3,320,029	\$3,552,205	\$3,011,700	\$2,793,316	\$3,138,316	\$4,156,666
	Scholarships	\$300,567	\$483,749	\$456,069	\$405,141	\$493,013	\$704,799
	Net Tuition and Fee Income	\$3,019,462	\$3,068,456	\$2,555,631	\$2,388,175	\$2,645,303	\$3,451,867
	Annual FTE	944	982	818	723	728	837
	UG Resident Tuition	\$3,195	\$3,555	\$3,555	\$3,555	\$3,900	\$4,890
	Net Tuition Income/FTE	\$3,198	\$3,124	\$3,125	\$3,302	\$3,636	\$4,125
UACCHT	Tuition and Fee Income	\$2,456,601	\$3,229,345	\$2,867,899	\$2,765,156	\$2,753,584	\$3,130,274
	Scholarships	\$242,184	\$362,296	\$358,819	\$345,534	\$350,897	\$572,441
	Net Tuition and Fee Income	\$2,214,417	\$2,867,049	\$2,509,080	\$2,419,622	\$2,402,687	\$2,557,833
	Annual FTE	916	945	798	750	713	740
	UG Resident Tuition	\$2,560	\$3,250	\$3,250	\$3,400	\$3,580	\$3,880
	Net Tuition Income/FTE	\$2,417	\$3,035	\$3,143	\$3,228	\$3,368	\$3,456
UACCM	Tuition and Fee Income	\$5,969,541	\$6,347,396	\$6,167,665	\$5,847,589	\$6,004,914	\$6,589,348
	Scholarships	\$381,479	\$366,284	\$358,200	\$355,653	\$569,270	\$542,246
	Net Tuition and Fee Income	\$5,588,062	\$5,981,112	\$5,809,465	\$5,491,936	\$5,435,644	\$6,047,102
	Annual FTE	1,531	1,367	1,357	1,307	1,292	1,449
	UG Resident Tuition	\$3,635	\$4,320	\$4,320	\$4,320	\$4,470	\$4,680
	Net Tuition Income/FTE	\$3,650	\$4,377	\$4,280	\$4,201	\$4,208	\$4,174
UACCRM	Tuition and Fee Income	\$2,113,976	\$2,625,014	\$2,665,126	\$2,736,571	\$2,719,437	\$2,839,503
	Scholarships	\$370,109	\$350,717	\$303,132	\$246,178	\$280,421	\$393,299
	Net Tuition and Fee Income	\$1,743,867	\$2,274,297	\$2,361,994	\$2,490,393	\$2,439,016	\$2,446,204
	Annual FTE	565	564	572	551	483	544
	UG Resident Tuition	\$3,360	\$4,260	\$4,260	\$4,470	\$4,650	\$4,830
	Net Tuition Income/FTE	\$3,087	\$4,032	\$4,132	\$4,516	\$5,054	\$4,499
UAPTC	Tuition and Fee Income	\$28,310,660	\$24,090,787	\$22,870,418	\$20,366,153	\$21,030,422	\$24,129,914
	Scholarships	\$1,760,011	\$1,563,044	\$1,517,348	\$1,377,912	\$1,447,671	\$1,302,250
	Net Tuition and Fee Income	\$26,550,649	\$22,527,743	\$21,353,070	\$18,988,241	\$19,582,751	\$22,827,664
	Annual FTE	6,292	3,932	3,534	3,307	3,159	3,293
	UG Resident Tuition	\$4,013	\$5,670	\$5,670	\$5,670	\$5,820	\$6,060
	Net Tuition Income/FTE	\$4,220	\$5,729	\$6,042	\$5,743	\$6,200	\$6,933
TOTAL	Tuition and Fee Income	\$139,947,974	\$138,436,600	\$129,787,740	\$123,734,467	\$130,154,713	\$142,502,809
	Scholarships	\$12,180,458	\$12,447,217	\$12,014,884	\$12,285,664	\$13,327,312	\$14,749,019
	Net Tuition and Fee Income	\$127,767,516	\$125,989,384	\$117,772,856	\$111,448,803	\$116,827,401	\$127,753,789

Appendix C:
Expenditures per FTE by
Function

Table C-1. Expenditures per FTE by Expenditure Function for 2023-2024

College	Instruction	Research	Public Service	Academic Support	Student Services	Institutional Support	Operation and Maintenance of Plant	Scholarships & Fellowships	Other	Total
ASUJ	\$5,284	\$178	\$202	\$1,463	\$1,053	\$1,198	\$1,596	\$2,408	\$205	\$13,588
ATU	\$5,155	\$486	\$8	\$1,292	\$991	\$1,972	\$1,222	\$2,636	\$69	\$13,831
HSU	\$5,307	\$4	\$8	\$1,071	\$727	\$3,239	\$3,275	\$2,645	\$666	\$16,940
SAU	\$4,925	\$52	\$75	\$1,183	\$1,318	\$1,672	\$1,974	\$3,601	\$0	\$14,801
UAF	\$7,359	\$1,056	\$332	\$2,239	\$2,181	\$1,749	\$1,045	\$988	\$0	\$16,947
UAFS	\$4,690	\$50	\$138	\$1,045	\$1,172	\$2,730	\$1,633	\$2,229	\$0	\$13,687
UALR	\$7,058	\$697	\$601	\$1,587	\$1,285	\$3,423	\$2,069	\$2,113	\$494	\$19,326
UAM	\$6,595	\$13	\$73	\$997	\$1,086	\$3,252	\$2,655	\$2,452	\$74	\$17,197
UAPB	\$7,601	\$139	\$113	\$2,443	\$1,653	\$5,436	\$4,790	\$3,379	\$636	\$26,190
UCA	\$6,954	\$130	\$300	\$1,568	\$900	\$1,867	\$1,735	\$2,552	-\$3	\$16,002
Average	\$6,093	\$280	\$185	\$1,489	\$1,237	\$2,654	\$2,199	\$2,500	\$214	\$16,951

Table C-2. Expenditures per FTE by Expenditure Function for 2023-2024

College	Instruction	Research	Public Service	Academic Support	Student Services	Institutional Support	Operation and Maintenance of Plant	Scholarships & Fellowships	Other	Total
ANC	\$9,711	\$0	\$1,511	\$266	\$1,330	\$2,953	\$3,097	\$745	\$0	\$19,614
ASUB	\$4,660	\$0	\$0	\$584	\$759	\$2,721	\$1,276	\$686	\$0	\$10,685
ASUMH	\$5,010	\$0	\$126	\$679	\$653	\$1,997	\$1,738	\$226	\$0	\$10,429
ASUMS	\$4,843	\$0	\$2,305	\$2,013	\$1,136	\$4,817	\$3,357	\$523	\$0	\$18,994
ASUN	\$4,076	\$0	\$0	\$976	\$1,247	\$2,047	\$961	\$402	\$0	\$9,709
ASUTR	\$5,010	\$0	\$126	\$679	\$653	\$1,997	\$1,738	\$226	\$0	\$10,429
BRTC	\$5,685	\$0	\$269	\$504	\$1,026	\$2,518	\$1,797	\$1,432	\$0	\$13,231
CCCUA	\$5,533	\$0	\$17	\$1,393	\$1,346	\$1,753	\$3,327	\$149	\$135	\$13,654
EACC	\$5,986	\$0	\$790	\$1,714	\$2,163	\$2,711	\$1,885	\$436	\$0	\$15,685
NAC	\$5,172	\$0	\$0	\$1,147	\$753	\$2,078	\$1,473	\$1,148	\$0	\$11,771
NPCC	\$5,401	\$0	\$0	\$701	\$1,090	\$2,851	\$731	\$822	\$0	\$11,595
NWACC	\$4,177	\$0	\$0	\$1,344	\$1,090	\$1,454	\$945	\$0	\$0	\$9,010
OZC	\$6,574	\$0	\$540	\$126	\$906	\$4,302	\$3,442	\$825	\$0	\$16,715
PCCUA	\$5,347	\$0	\$720	\$2,277	\$1,529	\$3,506	\$3,069	\$956	\$0	\$17,403
SAC	\$5,505	\$0	\$59	\$423	\$1,094	\$2,845	\$1,805	\$1,263	\$0	\$12,993
SAUT	\$4,354	\$0	\$1	\$2,569	\$1,635	\$2,881	\$2,074	\$1,059	\$0	\$14,573
SEAC	\$4,532	\$0	\$0	\$1,196	\$1,137	\$6,451	\$2,150	\$69	\$0	\$15,536
UACCB	\$4,202	\$0	\$0	\$784	\$1,377	\$3,460	\$2,275	\$842	\$234	\$13,174
UACCHT	\$5,673	\$0	\$585	\$1,446	\$1,343	\$4,130	\$1,648	\$773	\$263	\$15,861
UACCM	\$4,303	\$0	\$0	\$1,254	\$981	\$1,756	\$1,223	\$374	\$0	\$9,890
UACCRM	\$3,795	\$0	\$0	\$711	\$2,030	\$3,062	\$2,140	\$723	\$0	\$12,461
UAPTC	\$4,055	\$0	\$0	\$1,090	\$980	\$2,767	\$1,916	\$396	-\$678	\$10,526
Average	\$5,164	\$0	\$320	\$1,085	\$1,194	\$2,957	\$2,003	\$640	-\$2	\$13,361

Table C-3. Expenditure Shifts 2019-2020 to 2023-2024 by Institution Category*

Four-Year I*						Four-Year II*				
Expenditure Function	UAF					UALR				
	2019-2020	% of Total	2023-2024	% of Total	5-YR % Change	2019-2020	% of Total	2023-2024	% of Total	5-YR % Change
Instruction	\$7,699	48.4%	\$7,359	43.4%	-10.28%	\$6,276	39.3%	\$7,058	36.5%	-7.0%
Research	\$1,148	7.2%	\$1,056	6.2%	-13.6%	\$626	3.9%	\$697	3.6%	-8.0%
Public Service	\$325	2.0%	\$332	2.0%	-4.2%	\$350	2.2%	\$601	3.1%	41.9%
Academic Support	\$1,920	12.1%	\$2,239	13.2%	9.4%	\$2,419	15.1%	\$1,587	8.2%	-45.8%
Student Services	\$1,299	8.2%	\$2,181	12.9%	57.7%	\$928	5.8%	\$1,285	6.6%	14.4%
Institutional Support	\$1,555	9.8%	\$1,749	10.3%	5.5%	\$2,122	13.3%	\$3,423	17.7%	33.3%
Operation and Maintenance of Plant	\$946	5.9%	\$1,045	6.2%	3.6%	\$1,106	6.9%	\$2,069	10.7%	54.6%
Scholarships & Fellowships	\$697	4.4%	\$988	5.8%	33.0%	\$1,741	10.9%	\$2,113	10.9%	0.3%
Other	\$320	2.0%	\$0	0.0%	-100.0%	\$407	2.5%	\$494	2.6%	0.3%
Total	\$15,909	100%	\$16,947	100%		\$15,976	100%	\$19,326	100%	

Four-Year III*										
Expenditure Function	ASUJ					ATU				
	2019-2020	% of Total	2023-2024	% of Total	5-YR % Change	2019-2020	% of Total	2023-2024	% of Total	5-YR % Change
Instruction	\$5,261	42.5%	\$5,284	38.9%	-8.5%	\$3,593	32.2%	\$5,155	37.3%	15.7%
Research	\$213	1.7%	\$178	1.3%	-23.7%	\$497	4.5%	\$486	3.5%	-21.2%
Public Service	\$243	2.0%	\$202	1.5%	-24.1%	\$38	0.3%	\$8	0.1%	-83.9%
Academic Support	\$1,196	9.7%	\$1,463	10.8%	11.4%	\$1,518	13.6%	\$1,292	9.3%	-31.3%
Student Services	\$762	6.2%	\$1,053	7.8%	26.0%	\$795	7.1%	\$991	7.2%	0.5%
Institutional Support	\$1,034	8.4%	\$1,198	8.8%	5.6%	\$1,541	13.8%	\$1,972	14.3%	3.2%
Operation and Maintenance of Plant	\$1,361	11.0%	\$1,596	11.7%	6.8%	\$956	8.6%	\$1,222	8.8%	3.1%
Scholarships & Fellowships	\$2,054	16.6%	\$2,408	17.7%	6.8%	\$2,213	19.8%	\$2,636	19.1%	-3.9%
Other	\$255	2.1%	\$205	1.5%	-26.9%	\$2	0.0%	\$69	0.5%	2727.6%
Total	\$12,379	100%	\$13,588	100%		\$11,152	100%	\$13,831	100%	

UCA					
Expenditure Function	UCA				
	2019-2020	% of Total	2023-2024	% of Total	5-YR % Change
Instruction	\$6,608	45.5%	\$6,954	43%	-4.5%
Research	\$118	0.8%	\$130	0.8%	0.2%
Public Service	\$257	1.8%	\$300	1.9%	5.7%
Academic Support	\$1,341	9.2%	\$1,568	9.8%	6.1%
Student Services	\$807	5.6%	\$900	5.6%	1.1%
Institutional Support	\$1,487	10.2%	\$1,867	11.7%	13.9%
Operation and Maintenance of Plant	\$1,337	9.2%	\$1,735	10.8%	17.7%
Scholarships & Fellowships	\$2,594	17.9%	\$2,552	15.9%	-10.7%
Other	-\$30	-0.2%	-\$3	0.0%	0.0%
Total	\$14,520	100%	\$16,002	100%	

*Category is based on Southern Regional Education Board (SREB) Institutional Categories

Four-Year IV*

Expenditure Function	HSU					SAUM				
	2019-2020	% of Total	2023-2024	% of Total	5-YR % Change	2019-2020	% of Total	2023-2024	% of Total	5-YR % Change
Instruction	\$6,017	42.08%	\$5,307	31.3%	-25.5%	\$4,877	34.7%	\$4,925	33.3%	-4.1%
Research	\$41	0.29%	\$4	0.0%	-92.3%	\$62	0.4%	\$52	0.4%	-20.1%
Public Service	\$32	0.22%	\$8	0.0%	-79.2%	\$76	0.5%	\$75	0.5%	-6.7%
Academic Support	\$444	3.10%	\$1,071	6.3%	103.7%	\$1,065	7.6%	\$1,183	8.0%	5.5%
Student Services	\$966	6.75%	\$727	4.3%	-36.5%	\$1,235	8.8%	\$1,318	8.9%	1.3%
Institutional Support	\$2,144	14.99%	\$3,239	19.1%	27.5%	\$1,381	9.8%	\$1,672	11.3%	14.9%
Operation and Maintenance of Plant	\$1,569	10.97%	\$3,275	19.3%	76.2%	\$1,843	13.1%	\$1,974	13.3%	1.7%
Scholarships & Fellowships	\$2,913	20.37%	\$2,645	15.6%	-23.4%	\$3,512	25.0%	\$3,601	24.3%	-2.6%
Other	\$175	1.23%	\$666	3.9%	0.0%	\$0	0.0%	\$0	0.0%	0.0%
Total	\$14,301	100%	\$16,940	100%		\$14,051	100%	\$14,801	100%	

Four-Year V*

Expenditure Function	UAM				5-YR % Change
	2019-2020	% of Total	2023-2024	% of Total	
Instruction	\$4,373	36.4%	\$6,595	38.3%	5.4%
Research	\$8	0.1%	\$13	0.1%	21.2%
Public Service	\$48	0.4%	\$73	0.4%	7.5%
Academic Support	\$700	5.8%	\$997	5.8%	-0.4%
Student Services	\$995	8.3%	\$1,086	6.3%	-23.7%
Institutional Support	\$2,411	20.1%	\$3,252	18.9%	-5.7%
Operation and Maintenance of Plant	\$1,601	13.3%	\$2,655	15.4%	15.9%
Scholarships & Fellowships	\$1,883	15.7%	\$2,452	14.3%	-9.0%
Other	\$2	0.0%	\$74	0.4%	0.0%
Total	\$12,022	100%	\$17,197	100%	

Four-Year VI*

Expenditure Function	UAFS			5-YR % Change	UAPB			5-YR % Change		
	2019-2020	% of Total	2023-2024		% of Total	2019-2020	% of Total		2023-2024	% of Total
Instruction	\$4,726	42.7%	\$4,690	34.3%	-19.8%	\$5,432	27.6%	\$7,601	29.0%	5.0%
Research	\$17	0.2%	\$50	0.4%	0.0%	\$903	4.6%	\$139	0.5%	-88.5%
Public Service	\$59	0.5%	\$138	1.0%	87.5%	\$607	3.1%	\$113	0.4%	-86.0%
Academic Support	\$899	8.1%	\$1,045	7.6%	-6.0%	\$2,161	11.0%	\$2,443	9.3%	-15.2%
Student Services	\$987	8.9%	\$1,172	8.6%	-4.0%	\$1,520	7.7%	\$1,653	6.3%	-18.4%
Institutional Support	\$1,904	17.2%	\$2,730	19.9%	15.9%	\$3,492	17.8%	\$5,436	20.8%	16.8%
Operation and Maintenance of Plant	\$1,111	10.0%	\$1,633	11.9%	18.9%	\$2,492	12.7%	\$4,790	18.3%	44.2%
Scholarships & Fellowships	\$1,363	12.3%	\$2,229	16.3%	32.2%	\$3,044	15.5%	\$3,379	12.9%	-16.7%
Other	\$0	0.0%	\$0	0.0%	0.0%	\$0	0.0%	\$636	2.4%	0.0%
Total	\$11,066	100%	\$13,687	100%		\$19,652	100%	\$26,190	100%	

*Category is based on Southern Regional Education Board (SREB) Institutional Categories

Table C-4. Expenditure Shifts 2019-2020 to 2023-2024 by Institution

Expenditure Function	ANC					ASUB				
	2019-2020	% of Total	2023-2024	% of Total	5-YR % Change	2019-2020	% of Total	2023-2024	% of Total	5-YR % Change
Instruction	\$7,054	49.7%	\$9,711	49.5%	-0.4%	\$3,909	42.4%	\$4,660	43.6%	2.8%
Research	\$0	0.0%	\$0	0.0%	0.0%	\$0	0.0%	\$0	0.0%	0.0%
Public Service	\$1,064	7.5%	\$1,511	7.7%	2.8%	\$0	0.0%	\$0	0.0%	0.0%
Academic Support	\$204	1.4%	\$266	1.4%	-5.5%	\$505	5.5%	\$584	5.5%	-0.3%
Student Services	\$884	6.2%	\$1,330	6.8%	8.9%	\$700	7.6%	\$759	7.1%	-6.5%
Institutional Support	\$2,257	15.9%	\$2,953	15.1%	-5.3%	\$2,375	25.8%	\$2,721	25.5%	-1.2%
Operation and Maintenance of Plant	\$2,210	15.6%	\$3,097	15.8%	1.4%	\$1,079	11.7%	\$1,276	11.9%	2.0%
Scholarships & Fellowships	\$524	3.7%	\$745	3.8%	2.9%	\$537	5.8%	\$686	6.4%	10.0%
Other	\$0	0.0%	\$0	0.0%	0.0%	\$109	1.2%	\$0	0.0%	-100.0%
Total	\$14,197	100%	\$19,614	100%		\$9,214	100%	\$10,685	100%	

Expenditure Function	ASUMH					ASUMS				
	2019-2020	% of Total	2023-2024	% of Total	5-YR % Change	2019-2020	% of Total	2023-2024	% of Total	5-YR % Change
Instruction	\$4,482	44.3%	\$5,010	48.0%	8.4%	\$3,765	26.6%	\$4,843	25.5%	-4%
Research	\$0	0.0%	\$0	0.0%	0.0%	\$0	0.0%	\$0	0.0%	0%
Public Service	\$143	1.4%	\$126	1.2%	-14.4%	\$1,724	12.2%	\$2,305	12.1%	0%
Academic Support	\$768	7.6%	\$679	6.5%	-14.3%	\$1,324	9.3%	\$2,013	10.6%	13%
Student Services	\$745	7.4%	\$653	6.3%	-15.0%	\$911	6.4%	\$1,136	6.0%	-7%
Institutional Support	\$1,978	19.6%	\$1,997	19.2%	-2.1%	\$3,950	27.9%	\$4,817	25.4%	-9%
Operation and Maintenance of Plant	\$1,663	16.5%	\$1,738	16.7%	1.3%	\$2,164	15.3%	\$3,357	17.7%	16%
Scholarships & Fellowships	\$333	3.3%	\$226	2.2%	-34.1%	\$330	2.3%	\$523	2.8%	18%
Other	\$0	0.0%	\$0	0.0%	0.0%	\$0	0.0%	\$0	0.0%	0%
Total	\$10,111	100%	\$10,429	100%		\$14,168	100%	\$18,994	100%	

Expenditure Function	ASUN					ASUTR				
	2019-2020	% of Total	2023-2024	% of Total	5-YR % Change	2019-2020	% of Total	2023-2024	% of Total	5-YR % Change
Instruction	\$3,435	40.5%	\$4,076	42.0%	3.6%	\$4,482	44.3%	\$5,010	48.0%	8.4%
Research	\$0	0.0%	\$0	0.0%	0.0%	\$0	0.0%	\$0	0.0%	0.0%
Public Service	\$0	0.0%	\$0	0.0%	0.0%	\$143	1.4%	\$126	1.2%	0.0%
Academic Support	\$471	5.6%	\$976	10.1%	81.1%	\$768	7.6%	\$679	6.5%	-14.3%
Student Services	\$874	10.3%	\$1,247	12.8%	24.6%	\$745	7.4%	\$653	6.3%	-15.0%
Institutional Support	\$2,141	25.3%	\$2,047	21.1%	-16.6%	\$1,978	19.6%	\$1,997	19.2%	-2.1%
Operation and Maintenance of Plant	\$739	8.7%	\$961	9.9%	13.5%	\$1,663	16.5%	\$1,738	16.7%	1.3%
Scholarships & Fellowships	\$254	3.0%	\$402	4.1%	38.0%	\$333	3.3%	\$226	2.2%	-34.1%
Other	\$560	6.6%	\$0	0.0%	0.0%	\$0	0.0%	\$0	0.0%	0.0%
Total	\$8,473	100%	\$9,709	100%		\$10,111	100%	\$10,429	100%	

Expenditure Function	BRTC					CCCUA				
	2019-2020	% of Total	2023-2024	% of Total	5-YR % Change	2019-2020	% of Total	2023-2024	% of Total	5-YR % Change
Instruction	\$4,817	43.0%	\$5,685	43.0%	0.0%	\$4,218	44.1%	\$5,533	40.5%	-8.1%
Research	\$0	0.0%	\$0	0.0%	0.0%	\$0	0.0%	\$0	0.0%	0.0%
Public Service	\$402	3.6%	\$269	2.0%	-43.4%	\$48	0.5%	\$17	0.1%	0.0%
Academic Support	\$529	4.7%	\$504	3.8%	-19.3%	\$883	9.2%	\$1,393	10.2%	10.6%
Student Services	\$961	8.6%	\$1,026	7.8%	-9.6%	\$1,141	11.9%	\$1,346	9.9%	-17.4%
Institutional Support	\$2,173	19.4%	\$2,518	19.0%	-1.8%	\$1,765	18.4%	\$1,753	12.8%	-30.4%
Operation and Maintenance of Plant	\$1,485	13.2%	\$1,797	13.6%	2.5%	\$1,305	13.6%	\$3,327	24.4%	78.5%
Scholarships & Fellowships	\$844	7.5%	\$1,432	10.8%	43.8%	\$69	0.7%	\$149	1.1%	51.6%
Other	\$0	0.0%	\$0	0.0%	0.0%	\$135	1.4%	\$135	1.0%	-30.1%
Total	\$11,212	100%	\$13,231	100%		\$9,564	100%	\$13,654	100%	

Expenditure Function	EACC					NAC				
	2019-2020	% of Total	2023-2024	% of Total	5-YR % Change	2019-2020	% of Total	2023-2024	% of Total	5-YR % Change
Instruction	\$4,791	37.3%	\$5,986	38.2%	2.4%	\$4,651	42.8%	\$5,172	43.9%	2.7%
Research	\$0	0.0%	\$0	0.0%	0.0%	\$0	0.0%	\$0	0.0%	0.0%
Public Service	\$595	4.6%	\$790	5.0%	8.8%	\$0	0.0%	\$0	0.0%	0.0%
Academic Support	\$2,025	15.8%	\$1,714	10.9%	-30.6%	\$1,464	13.5%	\$1,147	9.7%	-27.7%
Student Services	\$1,455	11.3%	\$2,163	13.8%	21.8%	\$682	6.3%	\$753	6.4%	1.9%
Institutional Support	\$2,039	15.9%	\$2,711	17.3%	8.9%	\$2,280	21.0%	\$2,078	17.7%	-15.9%
Operation and Maintenance of Plant	\$1,601	12.5%	\$1,885	12.0%	-3.5%	\$1,218	11.2%	\$1,473	12.5%	11.6%
Scholarships & Fellowships	\$345	2.7%	\$436	2.8%	3.5%	\$572	5.3%	\$1,148	9.8%	85.3%
Other	\$0	0.0%	\$0	0.0%	0.0%	\$0	0.0%	\$0	0.0%	0.0%
Total	\$12,851	100%	\$15,685	100%		\$10,867	100%	\$11,771	100%	

Expenditure Function	NPC					NWACC				
	2019-2020	% of Total	2023-2024	% of Total	5-YR % Change	2019-2020	% of Total	2023-2024	% of Total	5-YR % Change
Instruction	\$4,186	44.9%	\$5,401	46.6%	3.7%	\$4,183	45.0%	\$4,177	46.4%	3.0%
Research	\$0	0.0%	\$0	0.0%	0.0%	\$0	0.0%	\$0	0.0%	0.0%
Public Service	\$0	0.0%	\$0	0.0%	0.0%	\$0	0.0%	\$0	0.0%	0.0%
Academic Support	\$600	6.4%	\$701	6.0%	-6.1%	\$913	9.8%	\$1,344	14.9%	51.8%
Student Services	\$1,126	12.1%	\$1,090	9.4%	-22.2%	\$1,079	11.6%	\$1,090	12.1%	4.2%
Institutional Support	\$2,057	22.1%	\$2,851	24.6%	11.4%	\$1,521	16.4%	\$1,454	16.1%	-1.3%
Operation and Maintenance of Plant	\$875	9.4%	\$731	6.3%	-32.9%	\$1,541	16.6%	\$945	10.5%	-36.8%
Scholarships & Fellowships	\$474	5.1%	\$822	7.1%	39.2%	\$57	0.6%	\$0	0.0%	-100.0%
Other	\$0	0.0%	\$0	0.0%	0.0%	\$0	0.0%	\$0	0.0%	0.0%
Total	\$9,319	100%	\$11,595	100%		\$9,294	100%	\$9,010	100%	

Expenditure Function	OZC					PCCUA				
	2019-2020	% of Total	2023-2024	% of Total	5-YR % Change	2019-2020	% of Total	2023-2024	% of Total	5-YR % Change
Instruction	\$4,356	38.0%	\$6,574	39.3%	3.5%	\$5,662	36.9%	\$5,347	30.7%	-16.7%
Research	\$0	0.0%	\$0	0.0%	0.0%	\$0	0.0%	\$0	0.0%	0.0%
Public Service	\$330	2.9%	\$540	3.2%	12.1%	\$538	3.5%	\$720	4.1%	18.2%
Academic Support	\$135	1.2%	\$126	0.8%	-36.0%	\$2,256	14.7%	\$2,277	13.1%	-10.9%
Student Services	\$756	6.6%	\$906	5.4%	-17.8%	\$1,286	8.4%	\$1,529	8.8%	4.9%
Institutional Support	\$2,604	22.7%	\$4,302	25.7%	13.3%	\$2,841	18.5%	\$3,506	20.1%	8.9%
Operation and Maintenance of Plant	\$2,450	21.4%	\$3,442	20.6%	-3.7%	\$1,926	12.5%	\$3,069	17.6%	40.6%
Scholarships & Fellowships	\$831	7.2%	\$825	4.9%	-31.9%	\$850	5.5%	\$956	5.5%	-0.8%
Other	\$0	0.0%	\$0	0.0%	0.0%	\$0	0.0%	\$0	0.0%	0.0%
Total	\$11,463	100%	\$16,715	100%		\$15,361	100%	\$17,403	100%	

Expenditure Function	SAC					SAUT				
	2019-2020	% of Total	2023-2024	% of Total	5-YR % Change	2019-2020	% of Total	2023-2024	% of Total	5-YR % Change
Instruction	\$3,912	35.8%	\$5,505	42.4%	18.3%	\$3,658	33.0%	\$4,532	29.2%	-11.7%
Research	\$0	0.0%	\$0	0.0%	0.0%	\$0	0.0%	\$0	0.0%	0.0%
Public Service	\$52	0.5%	\$59	0.5%	-5.9%	\$1	0.0%	\$0	0.0%	-100.0%
Academic Support	\$1,299	11.9%	\$423	3.3%	-72.6%	\$972	8.8%	\$1,196	7.7%	-12.3%
Student Services	\$515	4.7%	\$1,094	8.4%	78.5%	\$1,199	10.8%	\$1,137	7.3%	-32.4%
Institutional Support	\$3,327	30.4%	\$2,845	21.9%	-28.1%	\$2,496	22.5%	\$6,451	41.5%	84.2%
Operation and Maintenance of Plant	\$1,386	12.7%	\$1,805	13.9%	9.5%	\$1,620	14.6%	\$2,150	13.8%	-5.4%
Scholarships & Fellowships	\$435	4.0%	\$1,263	9.7%	144.3%	\$1,125	10.2%	\$69	0.4%	-95.6%
Other	\$0	0.0%	\$0	0.0%	0.0%	\$0	0.0%	\$0	0.0%	0.0%
Total	\$10,926	100%	\$12,993	100%		\$11,072	100%	\$15,536	100%	

Expenditure Function	SEAC					UACCB				
	2019-2020	% of Total	2023-2024	% of Total	5-YR % Change	2019-2020	% of Total	2023-2024	% of Total	5-YR % Change
Instruction	\$4,400	34.8%	\$4,532	29.2%	-16.1%	\$3,598	38.3%	\$4,202	31.9%	-16.6%
Research	\$0	0.0%	\$0	0.0%	0.0%	\$0	0.0%	\$0	0.0%	0.0%
Public Service	\$0	0.0%	\$0	0.0%	0.0%	\$0	0.0%	\$0	0.0%	0.0%
Academic Support	\$1,241	9.8%	\$1,196	7.7%	-21.5%	\$1,558	16.6%	\$784	5.9%	-64.1%
Student Services	\$1,084	8.6%	\$1,137	7.3%	-14.5%	\$1,069	11.4%	\$1,377	10.5%	-8.0%
Institutional Support	\$3,910	30.9%	\$6,451	41.5%	34.3%	\$1,649	17.5%	\$3,460	26.3%	49.7%
Operation and Maintenance of Plant	\$1,499	11.8%	\$2,150	13.8%	16.8%	\$1,035	11.0%	\$2,275	17.3%	56.8%
Scholarships & Fellowships	\$518	4.1%	\$69	0.4%	-89.2%	\$493	5.2%	\$842	6.4%	22.0%
Other	\$0	0.0%	\$0	0.0%	0.0%	\$0	0.0%	\$234	1.8%	0.0%
Total	\$12,652	100%	\$15,536	100%		\$9,402	100%	\$13,174	100%	

Expenditure Function	UACCHT					UACCM				
	2019-2020	% of Total	2023-2024	% of Total	5-YR % Change	2019-2020	% of Total	2023-2024	% of Total	5-YR % Change
Instruction	\$3,935	36.2%	\$5,673	35.8%	-1.3%	\$4,062	45.1%	\$4,303	43.5%	-3.5%
Research	\$0	0.0%	\$0	0.0%	0.0%	\$0	0.0%	\$0	0.0%	0.0%
Public Service	\$395	3.6%	\$585	3.7%	1.32%	\$0	0.0%	\$0	0.0%	0.0%
Academic Support	\$1,018	9.4%	\$1,446	9.1%	-2.8%	\$1,018	11.3%	\$1,254	12.7%	12.1%
Student Services	\$1,227	11.3%	\$1,343	8.5%	-25.1%	\$938	10.4%	\$981	9.9%	-4.8%
Institutional Support	\$2,055	18.9%	\$4,130	26.0%	37.6%	\$1,421	15.8%	\$1,756	17.8%	12.5%
Operation and Maintenance of Plant	\$1,298	12.0%	\$1,648	10.4%	-13.1%	\$1,299	14.4%	\$1,223	12.4%	-14.2%
Scholarships & Fellowships	\$384	3.5%	\$773	4.9%	38.1%	\$268	3.0%	\$374	3.8%	27.2%
Other	\$548	5.0%	\$263	1.7%	-67.2%	\$0	0.0%	\$0	0.0%	0.0%
Total	\$10,861	100%	\$15,861	100%		\$9,006	100%	\$9,890	100%	

Expenditure Function	UACCRM					UAPTC				
	2019-2020	% of Total	2023-2024	% of Total	5-YR % Change	2019-2020	% of Total	2023-2024	% of Total	5-YR % Change
Instruction	\$2,927	27.9%	\$3,795	30.5%	9.2%	\$3,403	41.4%	\$4,055	38.5%	-7.0%
Research	\$0	0.0%	\$0	0.0%	0.0%	\$0	0.0%	\$0	0.0%	0.0%
Public Service	\$17	0.2%	\$0	0.0%	0.0%	\$0	0.0%	\$0	0.0%	0.0%
Academic Support	\$500	4.8%	\$711	5.7%	19.6%	\$953	11.6%	\$1,090	10.4%	-10.7%
Student Services	\$1,683	16.0%	\$2,030	16.3%	1.6%	\$830	10.1%	\$980	9.3%	-7.8%
Institutional Support	\$3,283	31.3%	\$3,062	24.6%	-21.4%	\$1,679	20.4%	\$2,767	26.3%	28.7%
Operation and Maintenance of Plant	\$1,464	14.0%	\$2,140	17.2%	23.1%	\$955	11.6%	\$1,916	18.2%	56.7%
Scholarships & Fellowships	\$622	5.9%	\$723	5.8%	-2.0%	\$397	4.8%	\$396	3.8%	-22.3%
Other	\$0	0.0%	\$0	0.0%	0.0%	\$0	0.0%	-\$678	-6.4%	0.0%
Total	\$10,496	100%	\$12,461	100%		\$8,217	100%	\$10,526	100%	

Appendix D: Scholarships

Table D-1. Undergraduate Academic and Performance Scholarship Expenditures for Fiscal 2023-2024*

Institution	Academic		Performance		Total Scholarships		Total Tuition & Fee Income	Scholarships as a Percent of Tuition & Fees	Average Academic Award	2023-2024 Tuition & Fees
	Awards	Amount	Awards	Amount	Awards	Amount				
ASUJ	1,798	\$11,222,741	459	\$941,719	2,257	\$12,164,460	\$109,974,170	11.1%	\$6,242	\$9,680
ATU	2,112	\$8,683,133	118	\$354,713	2,230	\$9,037,845	\$58,516,035	15.4%	\$4,111	\$9,972
HSU	443	\$1,612,135	43	\$127,150	486	\$1,739,285	\$17,896,275	9.7%	\$3,639	\$9,450
SAUM	651	\$3,702,696	121	\$351,308	772	\$4,054,003	\$48,313,745	8.4%	\$5,688	\$9,820
UAF	7,301	\$22,944,956	481	\$1,189,250	7,782	\$24,134,206	\$387,098,600	6.2%	\$3,143	\$9,747
UAFS	1,031	\$3,060,980	48	\$71,089	1,079	\$3,132,070	\$33,323,270	9.4%	\$2,969	\$8,594
UALR	1,679	\$5,052,283	95	\$119,458	1,774	\$5,171,740	\$62,818,783	8.2%	\$3,009	\$9,634
UAM	304	\$1,445,304	85	\$206,176	389	\$1,651,480	\$19,568,166	8.4%	\$4,754	\$8,868
UAPB	213	\$1,203,235	-	\$0	213	\$1,203,235	\$18,663,731	6.4%	\$5,649	\$9,019
UCA	3,319	\$9,974,557	201	\$449,356	3,520	\$10,423,913	\$87,561,094	11.9%	\$3,005	\$10,118
University Total	18,851	\$68,902,020	1,651	\$3,810,219	20,502	\$72,712,238	\$843,733,869	8.6%	\$3,655	\$9,490

*A.C.A. § 6-80-106 set a limit of 20% of tuition and fee income that could be used for scholarships. "Academic" and "Performance Scholarships" does not include scholarships made to a student who qualifies for a Pell Grant

Table D-2. Scholarship Increases FY 2023 to FY 2024

	2022-2023							2023-2024							Percent Change In:	
	Annual Tuition	2022-2023 E&G Tuition and Fee Income	Academic	Performance	Total Scholarships	Annual Tuition	2023-2024 E&G Tuition and Fee Income	Academic	Performance	Total Scholarships	Scholarship Expenditures	Annual Tuition				
ASUJ	9,310	\$97,422,935	\$10,568,234	\$1,204,495	\$11,772,729	9,680	\$109,974,170	\$11,222,741	\$941,719	\$12,164,460	3.3%	4.0%				
ATU	9,682	\$58,512,173	\$8,773,709	\$362,033	\$9,135,742	9,972	\$58,516,035	\$8,683,133	\$354,713	\$9,037,845	-1.1%	3.0%				
HSU	9,450	\$20,552,698	\$2,658,159	\$188,620	\$2,846,779	9,450	\$17,896,275	\$1,612,135	\$127,150	\$1,739,285	-38.9%	0.0%				
SAJUM	9,580	\$48,839,780	\$3,587,537	\$362,240	\$3,949,777	9,820	\$48,313,745	\$3,702,696	\$351,308	\$4,054,003	2.6%	2.5%				
UAF	9,656	\$361,445,464	\$20,201,941	\$1,052,530	\$21,254,471	9,747	\$387,098,600	\$22,944,956	\$1,189,250	\$24,134,206	13.5%	1.0%				
UAFS	7,984	\$31,549,096	\$4,058,449	\$32,125	\$4,090,574	8,594	\$33,323,270	\$3,060,980	\$71,089	\$3,132,070	-23.4%	7.6%				
UALR	8,431	\$18,325,301	\$1,122,536	\$161,212	\$1,283,748	9,634	\$62,818,783	\$5,052,283	\$119,458	\$5,171,740	302.9%	14.3%				
UAM	8,574	\$20,836,336	\$1,267,748	\$0	\$1,267,748	8,868	\$19,568,166	\$1,445,304	\$206,176	\$1,651,480	30.3%	3.4%				
UAPB	9,778	\$85,136,671	\$10,605,637	\$516,561	\$11,122,198	9,019	\$18,663,731	\$1,203,235	\$0	\$1,203,235	-89.2%	-7.8%				
UCA	9,197	\$80,527,114	\$67,499,651	\$4,009,475	\$71,509,127	10,118	\$87,561,094	\$9,974,557	\$449,356	\$10,423,913	-85.4%	10.0%				
Total		\$1,544,147,569	\$130,343,601	\$7,889,291	\$138,232,893		\$843,733,869	\$68,902,020	\$3,810,219	\$72,712,238	-47.4%	8.6%				

* Academic and Performance scholarships awarded to students who qualify for Pell Grants were excluded in accordance with A.C.A. § 6-80-106.

Table D-3. Academic & Performance Scholarship Expenditures as a Percent of Tuition & Fee

Institution		2020	2021	2022	2023	2024
ASUJ	Academic & Performance Scholarship	\$12,684,858	\$13,262,188	\$12,810,552	\$11,772,729	\$12,164,460
	Tuition & Fees	\$102,568,632	\$96,083,949	\$95,146,661	\$97,422,935	\$109,974,170
	Scholarship %	12.4%	13.8%	13.5%	12.1%	11.1%
ATU	Academic & Performance Scholarship	\$10,406,490	\$10,572,331	\$9,274,742	\$9,135,742	\$9,037,845
	Tuition & Fees	\$71,967,974	\$65,224,749	\$60,401,436	\$58,512,173	\$58,516,035
	Scholarship %	14.5%	16.2%	15.4%	15.6%	15.4%
HSU	Academic & Performance Scholarship	\$4,661,569	\$4,467,293	\$3,871,041	\$2,846,779	\$1,739,285
	Tuition & Fees	\$26,956,088	\$25,602,436	\$23,907,512	\$20,552,698	\$17,896,275
	Scholarship %	17.3%	17.4%	16.2%	13.9%	9.7%
SAUM	Academic & Performance Scholarship	\$5,005,204	\$4,342,594	\$4,517,643	\$3,949,777	\$4,054,003
	Tuition & Fees	\$37,066,992	\$38,976,397	\$41,737,940	\$48,839,780	\$48,313,745
	Scholarship %	13.5%	11.1%	10.8%	8.1%	8.4%
UAF	Academic & Performance Scholarship	\$13,943,932	\$18,570,553	\$19,207,308	\$21,254,471	\$24,134,206
	Tuition & Fees	\$324,415,640	\$320,501,264	\$332,162,581	\$361,445,464	\$387,098,600
	Scholarship %	4.3%	5.8%	5.8%	5.9%	6.2%
UAFS	Academic & Performance Scholarship	\$2,203,532	\$2,451,991	\$3,855,895	\$4,090,574	\$3,132,070
	Tuition & Fees	\$35,690,922	\$32,464,425	\$30,469,828	\$31,549,096	\$33,323,270
	Scholarship %	6.2%	7.6%	12.7%	13.0%	9.4%
UALR	Academic & Performance Scholarship	\$4,491,551	\$2,981,589	\$4,436,539	\$4,785,361	\$5,171,740
	Tuition & Fees	\$69,085,775	\$65,553,716	\$62,835,194	\$58,906,660	\$62,818,783
	Scholarship %	6.5%	4.5%	7.1%	8.1%	8.2%
UAM	Academic & Performance Scholarship	\$2,103,672	\$2,013,134	\$1,943,809	\$1,283,748	\$1,651,480
	Tuition & Fees	\$18,165,889	\$18,335,172	\$17,710,396	\$18,325,301	\$19,568,166
	Scholarship %	11.6%	11.0%	11.0%	7.0%	8.4%
UAPB	Academic & Performance Scholarship	\$3,329,656	\$2,447,621	\$1,755,664	\$1,267,748	\$1,203,235
	Tuition & Fees	\$19,604,674	\$19,367,357	\$20,198,731	\$20,836,336	\$18,663,731
	Scholarship %	17.0%	12.6%	8.7%	6.1%	6.4%
UCA	Academic & Performance Scholarship	\$14,135,016	\$14,515,503	\$13,587,005	\$11,122,198	\$10,423,913
	Tuition & Fees	\$89,073,759	\$84,615,496	\$84,598,009	\$84,598,009	\$87,561,094
	Scholarship %	15.9%	17.2%	16.1%	13.1%	11.9%
University Totals	Academic & Performance Scholarship	\$72,965,481	\$75,624,797	\$75,260,191	\$71,509,127	\$72,712,238
	Tuition & Fees	\$794,596,345	\$766,724,962	\$769,168,288	\$800,988,452	\$843,733,869
	Scholarship %	9.2%	9.9%	9.8%	8.9%	8.6%

*Academic and Performance scholarships awarded to students who qualify for a Pell Grant were excluded in accordance with A.C.A. § 6-80-106.

Appendix E: FAP Summary

Facilities Audit 2024 Summary

Institution	E&G Maintenance Needs	E&G Critical Maintenance
ASUJ	\$260,431,811	\$7,355,500
ATU	\$204,856,997	\$36,150,948
HSU	\$121,949,500	\$31,238,000
SAUM	\$170,437,853	\$5,352,250
UAF	\$450,735,066	\$18,546,000
UAFS	\$51,181,399	\$9,429,830
UALR	\$406,526,621	\$141,862,450
UAM	\$144,781,768	\$65,210,000
UAPB	\$119,383,648	\$5,350,000
UCA	\$377,220,301	\$34,020,000
UNIV TOTAL	\$2,307,504,964	\$354,514,978
ANC	\$13,293,480	\$6,802,114
ASUB	\$13,364,583	\$4,450,406
ASUMH	\$15,629,989	\$20,000
ASUMS	\$28,327,563	\$1,073,500
ASUN	\$21,480,100	\$0
ASUTR	\$12,179,487	\$30,000
BRTC	\$23,609,542	\$683,200
CCCUA	\$18,518,861	\$962,000
EACC	\$26,020,873	\$437,000
NAC	\$21,461,545	\$1,954,500
NPC	\$40,338,627	\$1,583,100
NWACC	\$37,233,865	\$7,945,000
OZC	\$14,641,862	\$850,000
PCCUA	\$52,891,503	\$6,185,299
SAC	\$8,769,520	\$1,025,000
SAUT	\$52,308,883	\$7,404,558
SEAC	\$16,452,145	\$1,500,000
UACCB	\$11,653,327	\$5,949,700
UACCH-T	\$14,966,793	\$3,381,054
UACCM	\$11,345,953	\$2,075,000
UACCRM	\$6,431,134	\$564,789
UA-PTC	\$32,902,861	\$682,000
COLLEGE TOTAL	\$493,822,496	\$55,558,220
ATU-Ozark	\$10,540,084	\$154,806
UAM-Crosset	\$7,053,251	\$1,175,000
UAM-McGehee	\$8,263,304	\$2,175,000
TECH INST TOTAL	\$25,856,639	\$3,504,806
UAMS	\$679,778,870	\$49,039,249
UA-System - Div of Agri	\$96,574,064	\$9,069,312
UA-AAS	\$4,648,310	\$1,168,304
UA-SYS	\$2,648,327	\$494,000
SAUT-ETA	\$825,389	\$243,072
SAUT-FTA	\$2,882,000	\$400,297
NON-FORMULA TOTAL	\$787,356,960	\$60,414,234
GRAND TOTAL	3,614,541,059	473,992,238

Appendix F:
Bonds and Loans Approved by
AHECB 2007-2024

Institution	Date of AHECB Approval	Maximum Total of Issue	Terms	Project Description	Type of Project
ASU	Oct-07	\$10,000,000	25 yrs / 5.25%	E&G purposes on the campuses at Searcy, Mountain Home, and Newport.	E&G
NAC	Oct-07	\$4,700,000	30 yrs / 4.85%	E&G purposes to construct refund outstanding bonds, renovate the L.E. "Gene" Durand Conference Center and for various other capital improvements.	E&G
SAUM	Oct-07	\$14,000,000	30 yrs / 4.5%	E&G purposes to construct a new science facility and for various other academic and administrative construction needs.	E&G
ATU	Feb-08	\$3,300,000	30 yrs / 5%	E&G purposes for the Physical Plant.	E&G
ATU	Feb-08	\$2,000,000	30 yrs / 4.6%	Auxiliary purposes for Campus Courts Housing.	Auxiliary
CCCUA	Feb-08	\$2,000,000	15 yrs / 3.2%	Loan for E&G purposes to construct the Ashdown Center, agriculture facility, Fine Arts classroom facility.	E&G
NPCC	Feb-08	\$3,800,000	30 yrs / 4.75%	E&G purposes to construct Nursing & Health Sciences Building.	E&G
ATU-Ozark	Apr-08	\$2,130,000	30 yrs / 5%	E&G purposes to construct student services facility and for various other capital improvements on the Ozark Campus.	E&G
ATU	Apr-08	\$8,000,000	30 yrs / 5%	E&G purposes to construct an academic/advising facility and for various other capital improvements.	E&G
UAF	Apr-08	\$6,150,000	20 yrs / 5.1%	E&G purposes to renovate space for KUAF and for the purchase of property.	E&G
UAF	Apr-08	\$44,850,000	30 yrs / 5.1-5.99%	Auxiliary purposes to construct a 1500-space parking garage with student-oriented retail space and a surface parking lot; to finance improvements to the Harmon Avenue Parking Garage; and to purchase properties for the facilities.	Auxiliary
SAU	May-08	\$6,345,000	30 yrs / 5.5%	E&G purposes to construct a new student activity/recreation center and for various other academic and administrative construction needs.	E&G
ATU	Jul-08	\$2,150,000	30 yrs / 5%	Auxiliary purposes to fund the renovation of Critz and Hughes Hall.	Auxiliary
UACCH	Jul-08	\$2,700,000	30 yrs / 5%	E&G purposes to complete financing for the Science/Technology Center.	E&G
PCCUA	Jul-08	\$12,305,000	30 yrs / 5%	E&G purposes to refund the 1997 bond issue and complete financing for the Grand Prairie Center on the Stuttgart campus.	E&G
UAF	Jul-08	\$5,000,000	5 yrs / 5%	Auxiliary loan used for renovations to various athletic facilities.	Auxiliary
UCA	Oct-08	\$6,000,000	1 yr / 4.59%	E&G loan/line-of-credit for operational purposes.	E&G
ASU-SYS	Jan-09	\$9,500,000	30 yrs / 5.5%	Auxiliary purposes to construct and furnish two new 50-bed residence halls, construct a commons building for an existing campus apartment complex, and deferred maintenance projects in existing residence halls.	Auxiliary
UAFS	Jan-09	\$24,540,000	25 yrs / 6.05%	Auxiliary purposes to construct and equip a 400-bed student housing complex.	Auxiliary
UAM	Jan-09	\$1,000,000	10 yrs / .53%	E&G purposes to fund deferred maintenance and energy savings projects on the Monticello campus.	E&G
ATU	Apr-09	\$5,120,000	30 yrs / 5.25%	E&G purposes to expand the engineering building, purchase academic facilities, expand the science building, and various other capital improvements.	E&G
SAU	Apr-09	\$2,000,000	30 yrs / 5.5%	E&G purposes to renovate and update current academic and administrative facilities.	E&G
UCA	May-09	\$6,000,000	1 yr / 4.96%	E&G loan/line-of-credit for operational purposes.	E&G
SACC	Jul-09	\$3,590,000	30 yrs / 5%	E&G purposes to construct a Health Sciences building.	E&G
ASUMH	Jul-09	\$2,500,000	20 yrs / 5.5%	E&G purposes to construct a Community Development Center.	E&G
NWACC	Jul-09	\$10,660,000	30 yrs / 5%	E&G purposes to purchase property adjacent to the main campus as an extension of education and general instructional space and offices.	E&G
UALR	Sep-09	\$34,750,000	20 yrs / 5.5%	E&G purposes to acquire, construct, and equip a variety of capital improvements at UALR, including (i) completion of the Engineering and Information Technology Building, (ii) elevator upgrades; (iii) renovations to the Stella Boyle Smith Concert Hall, (iv) construction of a Nanotechnology Sciences Center, (v) construction of a Student Services One-Stop Center, (vi) renovation of an existing building for Health and Wellness Academic Programs.	E&G
UALR	Oct-09	\$30,000,000	25 yrs / 4.5%	Auxiliary purposes to construct and equip a housing complex and construct a student recreation and sports complex.	Auxiliary
SAU	Oct-09	\$10,310,000	30 yrs / 4.85%	Auxiliary purposes to refund the 1999, 2001 and 2003 auxiliary issues, auxiliary construction purposes and other various capital improvements.	Auxiliary
OZC	Oct-09	\$3,600,000	30 yrs / 4.8%	E&G purposes to refund a previous bond issue and construct an educational facility at the Mtn. View location.	E&G

Institution	Date of AHECB Approval	Maximum Total of Issue	Terms	Project Description	Type of Project
UAF	Dec-09	\$54,000,000	30 yrs/ 5.5%	Auxiliary and E&G purposes to fund E&G renovation projects in Peabody Hall for the College of Education and Health Professions, Phase I of classrooms and teaching laboratories, Old Health Center for Nursing and the Speech and Communication Disorders Clinic, Bud Walton Hall for the David and Barbara Pryor Center for Arkansas Oral and Visual History and the Center for Space and Planetary Sciences, Davis Hall for University Relations (\$4 million), and Utility Tunnel Expansion; to construct the Nanoscale Science and Engineering Building; and to purchase property and various equipment. The proceeds will also be used to fund auxiliary renovation projects in various residence halls and one fraternity.	Auxiliary
UACCB	Jan-10	\$1,000,000	10 yrs/ 0.45%	CSRB Loan used in conjunction with higher education bond funds to construct a Nursing and	E&G
ASUB	Jan-10	\$11,950,000	30 yrs/ 4.75%	Auxiliary purposes to construct and furnish a 248-bed student housing complex.	Auxiliary
ATU	Apr-10	\$1,730,000	30 yrs/ 5.25%	E&G and auxiliary purposes. E&G purposes to fund 33 percent of the cost to renovate an existing student services center for the purpose of creating a student union that will include library and computer lab facilities for academic use and auxiliary purposes to fund 67 percent of the cost to renovate an existing student services center for the purpose of creating a student union that will expand the bookstore and add food service operations.	E&G/Auxiliary
UCA	Apr-10	\$6,000,000	Repaid no later	E&G loan/line-of-credit for current operations purposes.	E&G
MSCC	Jul-10	\$5,180,000	30 yrs/ 5%	E&G purposes to construct a Bio-Diesel Technology Building and surrounding infrastructure.	E&G
UCA	Jul-10	\$42,000,000	30 yrs/ 5.25%	E&G and auxiliary purposes. E&G purposes to refund certain existing bonds and fund a pro-rata	E&G/Auxiliary
NWACC	Jul-10	\$15,000,000	25 yrs/ 6.6%	E&G purposes to construct a Health Professions Building.	E&G
UACCM	Jul-10	\$800,000	10 yrs/ .38%	CSRB Loan for ADA and safety issues as well as infrastructure improvements.	E&G
HSU	Oct-10	\$2,750,000	30 yrs/ 7%	CSRB Loan proceeds combined with \$2,500,000 from a private source for the purpose of constructing a new dining facility on campus.	Auxiliary
EACC	Oct-10	\$3,500,000	30 yrs/ 4.85%	E&G purposes to retire existing debt, purchase facilities to house the Transportation Programs,	E&G
CCCUA	Oct-10	\$300,000	20 yrs/ 5.25%	E&G purposes to purchase and renovate a building in order to offer classes at Murfreesboro.	E&G
UAFS	Nov-10	\$9,300,000	25 yrs/ 4.5%	E&G purposes to renovate the Boreham Library.	E&G
UAMS	Nov-10	\$52,450,000 & \$12,000,000	20 yrs/ 4.5% & 10 yrs/ 3%	Auxiliary purposes for (a) improving, equipping and furnishing the ninth floor of the new patient tower building, which will add 60 acute care beds and is expected to generate	Auxiliary
OTC	Feb-11	\$565,000	15 yrs/ .37%	CSRB Loan for educational and general purposes to remodel and expand the Cosmetology Building.	Auxiliary
SAUM	Feb-11	\$6,500,000 & \$1,603,000	30 yrs/ 4.75% &	E&G purposes for construction of a new Agricultural Center and to update current academic	E&G
ATU	Feb-11	\$2,500,000	30 yrs/ 5.25%	Auxiliary purposes to renovate and equip Tucker Hall as a residence hall for students.	E&G/Auxiliary

Institution	Date of AHECB Approval	Maximum Total of Issue	Terms	Project Description	Type of Project
PTC	Sep-11	\$71,000,000	30 yrs/ 4.65%	E&G purposes to refund approximately \$26million in existing debt & to construct and equip a 100,000 square foot Fine and Performing Arts/Humanities Center and a 30,000 square foot Culinary Arts and Hospitality Management Center.	E&G
UACCH	Oct-11	\$1,100,000	10 yrs/ .20%	E&G purposes for the construction of an Instruction Services Center at Texarkana, Arkansas.	E&G
UAFS	Oct-11	\$2,200,000	10 yrs/ 0.00%	E&G purposes of the loan will be used to fund infrastructure upgrades an the UAFS campus, including the creation of a central energy plant to provide district cooling and district heating to various campus facilities and a campus lighting retrofit.	E&G
UCA	Oct-11	\$15,500,000	30 yrs/ 5.50%	Auxiliary purposes for the expansion of the Health, Physical Education, and Recreation Center (HPER).	Auxiliary
ASUJ	Jan-12	\$19,640,000	30 yrs/ 5.50%	Auxiliary purposes of acquiring, constructing and equipping new housing facilities including Greek housing facilities and a new honors dormitory and for improvements to Kays Hall dormitory including heating, ventilation and air conditioning (HVAC) system.	Auxiliary
ASUN	Jan-12	\$2,000,000	15 yrs/ 4.00%	E&G purposes to fund the construction of a classroom building on the Arkansas State University - Newport Technical Center - Jonesboro campus.	E&G
MSCC	Apr-12	\$19,500,000	30 yrs/ 3.75%	E&G purposes to refund Series 2007 bond issue and to use balance of proceeds in the acquisition, construction, equipping and furnishing a Wellness Center and FEMA Storm Shelter at the college.	E&G
UALR	Apr-12	\$16,000,000	25 yrs/ 4.50%	Auxiliary purposes to acquire a 420-bed apartment complex located adjacent to the university's sports and recreation complex.	Auxiliary
UAMS	Apr-12	\$10,650,000	30 yrs/ 4.25%	Auxiliary purposes to acquire Central Arkansas Radiation Therapy Institute's Facilities and equipment located on the campus of UAMS.	Auxiliary
ATU	Apr-12	\$1,500,000	30 yrs/ 5.00%	Auxiliary purposes to construct, equip and rehabilitate various athletic facilities on the campus of Arkansas Tech University in Russellville, Arkansas.	Auxiliary
SAUM	Apr-12	\$6,000,000	30 yrs/ 5.00%	Auxiliary purposes for the construction of a 60 bed apartment complex and for other auxiliary purposes.	Auxiliary
SAUT	Apr-12	\$6,000,000	30 yrs/ 5.00%	E&G purposes to acquire, construct, and equip a multipurpose student facility and to make additional renovations to educational and general facilities on the East-Camden campus.	E&G
RMCC	Jun-12	\$6,700,000	30 yrs/ 4.95%	E&G purposes to retire existing debt and construct library, classroom, lab and meeting space on the campus of Rich Mountain Community College in Mena, Arkansas.	E&G
UAF	Jun-12	\$72,000,000	30 yrs/ 5.50%	Various E&G and auxiliary purposes.	E&G/Auxiliary
UAMS	Jun-12	\$60,000,000	7 yrs/ 2.00%	Loan - to acquire the Epic integrated clinical information system.	E&G/Auxiliary
NAC	Jul-12	\$3,500,000	25 yrs/ 4.75%	E&G purposes to construct, equip and furnish a science building.	E&G
UCA	Jul-12	\$12,500,000	24 yrs/ 4.50%	Auxiliary purposes to purchase Bear Village, a 600-bed apartment complex owned by the UCA Foundation and leased by UCA.	Auxiliary
ASUJ	Oct-12	\$7,300,000	30 yrs/ 5.00%	Auxiliary purposes for the completion of new housing facilities including Greek housing facilities and a new honors dormitory and for improvements to the Kays Hall dormitory,	Auxiliary
ATU	Oct-12	\$6,000,000	30 yrs/ 5.25%	Auxiliary purposes to renovate and expand Chambers Cafeteria.	Auxiliary
OZC	Oct-12	\$3,000,000	30 yrs/ 4.50%	E&G purposes to construct, equip and furnish a student services building on the Melbourne campus, establish pedestrian walkways and additional parking facilities.	E&G
UAM	Oct-12	\$8,990,000	25 yrs/ 4.50%	Auxiliary purposes to renovate residence halls.	Auxiliary

Institution	Date of AHECB Approval	Maximum Total of Issue	Terms	Project Description	Type of Project
SAUM	Feb-13	\$7,250,000 - E&G and \$2,100,000 - Auxiliary	30 yrs/ 5.00%	E&G purposes \$850,000 issue to make improvements to the Watson Gymnasium facilities on the campus of SAUM & \$6.4M to refund the 2008 E&G issue. \$2.1M for auxiliary purposes to construct, equip and rehabilitate various housing and other auxiliary facilities on the campus of SAUM.	E&G/Auxiliary
SAUT	Feb-13	\$1,000,000	30 yrs/ 5.00%	E&G purposes of acquiring, construction, and equipping a multipurpose student facility and to make additional renovations to educational and general facilities on the East-Camden campus, including the construction of an additional 38,000 square feet to the existing facility plus other educational and general purposes.	E&G
UAF	Mar-13	\$99,000,000	15 yrs/4.00% & 30 yrs/ 4.75%	Auxiliary portion for \$36.5M to construct an Athletic Academic and Dining Facility, a Baseball and Trach Indoor Training Facility, a Basketball Practice Facility and other capital improvements and infrastructures and various equipment for athletic purposes if proceeds are available. E&G portion for \$62.5M for the construction of a classroom and teaching laboratory, renovation of the Old Fieldhouse into a Performing Arts Center, construction of the Leroy Pond Utility Plant and to acquire, construct, improve, renovate, equip and/or furnish other capital improvements and infrastructure and to acquire various equipment and/or real property.	Auxiliary/E&G
ATU	Apr-13	\$1,750,000	30 yrs/ 5.25%	Auxiliary purposes to renovate and expand Chambers Cafeteria.	Auxiliary
CCCUA	Apr-13	\$4,150,000	30 yrs/ 4.00%	E&G purposes to acquire certain properties, improvements and educational facilities in Howard County, AR through the exercise of an option to purchase under an AR State Lease and Option Agreement.	E&G
UCA	Apr-13	\$3,000,000	15 yrs/ 5.00%	Loan - Auxiliary purposes to defease debt held by the UCA Foundation.	Auxiliary
UALR	Jun-13	\$30,500,000	18 yrs/ 3.75%	E&G purposes to fund a complete campus energy management and conservation program.	E&G
BRTC	Jun-13	\$11,000,000	30 yrs/ 3.50%	Loan - E&G purposes to fund the construction of a health and science facility on the BRTC campus at Pocahontas.	E&G
ASUJ	Jul-13	\$1,000,000	10 yrs/ 1.00%	CSB Revolving Loan Fund - E&G purposes for Americans with Disabilities Act (ADA) campus surface improvements including pedestrian walkways and parking.	E&G
HSU	Jul-13	\$1,100,000	20 yrs/ 5.00%	Auxiliary purposes to repay their food service provider, Aramark for equipment and renovation of the café portion of the Garrison Activity and Conference Center.	Auxiliary
ASUJ	Oct-13	\$27,700,000	30 yrs/ 6.50%	E&G purposes to construct, furnish, and equip a student activities center and to complete a humanities and social sciences building.	E&G
ATU	Oct-13	\$5,500,000	30 yrs/ 5.00%	E&G purposes to construct, equip and furnish an academic classroom, student support and administrative facility.	E&G
UCA	Oct-13	\$13,800,000	30 yrs/ 5.75%	Auxiliary purposes for the design and construction of five sorority houses and one National Pan Hellenic Council (NPHC) facility, on the University's campus to be known as "Greek Village, Phase I."	Auxiliary
HSU	Mar-14	\$33,000,000	30 yrs/ 6.35%	Auxiliary purposes for the following: (a) the acquisition and renovation of an existing 288 bed apartment complex known as Whispering Oaks Apartments, (b) the acquisition, construction, furnishing and equipping of a new 300 bed residence hall, (c) the acquisition, construction, furnishing and equipping of a new 240 bed apartment-style complex, (d) the renovation of the football stadium, including particularly, without limitation, new turf, a new entrance, new ticket booths and fencing, (e) the construction of a new intramural field, (f) the renovation of the baseball field, including particularly, without limitation, new turf and seating, (g) the renovation of the softball field, including particularly, without limitation, new turf, (h) the renovation of existing housing facilities, including particularly, without limitation, East Hall, West Hall, Sturgis Hall and International House and (i) the construction of new parking lots.	Auxiliary
CotO	Apr-14	\$1,000,000	15 yrs/ 0.24%	CSB Revolving Loan Fund - E&G purposes for the purchase and renovation of a building for workforce training.	E&G
SAUM	Apr-14	\$10,000,000	20 yrs/ 5.00%	Auxiliary purposes to purchase the University Village apartments on the campus of Southern Arkansas University in Magnolia, Arkansas.	Auxiliary
UCA	Apr-14	\$13,500,000	30 yrs/ 5.75%	E&G purposes to fund the design and construction of the Lewis Science Addition including the replacement of the Lewis Science Center roof.	E&G

Institution	Date of AHECB Approval	Maximum Total of Issue	Terms	Project Description	Type of Project
UAF	Jun-14	\$33,500,000	30 yrs/ 5.00% (E&G) and 6.00%	E&G purposes \$27,000,000 issue for the following projects: (1) acquiring the Cato Springs Research Center building, grounds and adjacent property with an approximate annual debt service of \$458,853 supported by the existing budgeted annual lease costs of the facility with	E&G/Auxiliary
UAFS	Jun-14	\$11,000,000	25 yrs/ 5.00%	E&G purposes to fund the acquisition, construction, equipping and furnishing of a student recreation and wellness center, and acquiring, constructing, improving, renovating, equipping and/or furnishing other capital improvements and infrastructure and acquiring various equipment and/or real property for the University of Arkansas at Fort Smith.	E&G
ATU-Ozark Camp	Jul-14	\$6,000,000	30 yrs/ 5.00%	E&G purposes to construct and equip the Allied Health Building and complete the Roofing Project for the Technology and the Academic Support Building.	E&G
NWACC	Jul-14	\$3,000,000	20 yrs/ 4.00%	E&G purposes to purchase 20 acres of land in Springdale, Arkansas.	E&G
UA-SYS	Oct-14	\$500,000	10 yrs/ 0.22%	CSB Revolving Loan Fund - E&G purposes along with reserves set aside for these projects, will be used for major repairs to the B. Alan Sugg Administration Building, including repair of the roof and replacement of weather damaged windows and doors.	E&G
UCA	Oct-14	\$17,500,000	30 yrs/ 5.75%	Auxiliary purposes to fund the design and construction of the Donaghey Hall.	Auxiliary
NWACC	Jan-15	\$18,400,000	15 yrs/ 3.75%	Auxiliary purposes to refinance district capital improvement bonds.	Auxiliary
SAUM	Jan-15	\$10,000,000	30 yrs/ 5.00%	E&G purposes to construct and/or renovate facilities for the Engineering program and to make improvements in the Health, Kinesiology and Recreational facilities and to construct and/or renovate facilities for the Engineering program on the campus of Southern Arkansas University in Magnolia, Arkansas.	E&G
ASUJ	Jan-15	\$1,500,000	10 yrs/ 0.00%	E&G purposes to complete energy efficient upgrades of the cooling tower system at the Convocation Center and the energy control system of the Arkansas Biosciences Institute building.	E&G
ANC	Jul-15	\$5,105,000	30 yrs/ 4.50%	E&G purposes for the construction and equipping of the College's Center for Allied Technologies and pay the expenses of issuing the bonds.	E&G
ATU	Jul-15	\$1,250,000	30 yrs/ 4.75%	Auxiliary purposes to renovate Wilson Residence Hall on the campus of Arkansas Tech University.	Auxiliary
ATU	Jul-15	\$2,000,000	5 yrs/ 3.00%	E&G purposes for upgrading computer hardware in the University's computer center.	E&G
ATU	Jul-15	\$1,000,000	10 yrs/ 4.00%	Auxiliary purposes to renovate Wilson Residence Hall on the campus of Arkansas Tech University.	Auxiliary
UAF	Jul-15	\$8,000,000 - \$3,860,000 (E&G) and \$4,140,000 (Auxiliary)	30 yrs/ 5.50%	E&G purposes to fund a utility infrastructure expansion with an approximate 5,300 lineal feet (LF) of buried, six inch, wrapped steel pipe for a high pressure, natural gas service line to	E&G/Auxiliary
ASUJ	Sep-15	\$8,000,000	8 yrs/ 5.0%	Proceeds from the loan will be used to renovate and modernize Wilson Hall including the reconfiguration of building infrastructure for new laboratories and learning environments and safety, technology, and ADA improvements.	E&G
UACCM	Jan-16	\$10,000,000	30 yrs/ 5.50%	E&G purposes to construct a Workforce Training Center (WTC) allowing UACCM to increase the capacity of several technical training programs including Welding, Automotive Technology, HVAC, Industrial Maintenance and add options that industry partners have suggested including Diesel Engine Technology.	E&G
UAF	Feb-16	\$30,000,000	30 yrs/ 5.50%	E&G purposes to (1) fund the initial stage of the construction of an approximately 20,000 sq. ft. library storage facility; (2) continue the renovation of an addition of approximately 3,500 sq. ft. to Kimpel Hall; (3) to fund the initial stage of the construction of an approximately 25,000 sq. ft. Civil Engineering Research and Education Center; (4) complete the renovation of Discovery Hall with the addition of no new square footage; (5) construct five new campus entrance signs (no square footage); (6) pay for the initial design of the new University Recreation Intramural Sports Playing Fields with no new square footage constructed with this stage; and (7) fund the acquisition, construction, improvement, renovation, equipping and/or furnishing of other capital improvements and infrastructure and the acquisition of various equipment and/or real property if proceeds are available. Auxiliary purposes to (1) renovate and construct an addition of approximately 5,668 sq. ft. to the Sigma Alpha Epsilon Fraternity; (2) fund the initial stage of construction of an approximately 20,000 sq. ft. addition to the Pat Walker Health Center; and (3) other capital improvements and infrastructure and various equipment for auxiliary purposes if proceeds are available.	E&G/Auxiliary
NAC	May-16	\$1,800,000	15 yrs/2.7%	E&G loan to finance an Energy Performance Project under the guidelines of the Arkansas Energy Performance Contracting (AEPC) Program overseen by the Arkansas Energy Office.	E&G

Institution	Date of AHECB Approval	Maximum Total of Issue	Terms	Project Description	Type of Project
UACCB	Sep-16	\$2,000,000	10 yrs/0.68%	CSB Revolving Loan Fund - E&G purposes to construct a Workforce Training Center including classrooms, offices, student lounge, clean lab, conference room, innovation hub, rest rooms, and a large open area for teaching workforce training courses/programs.	E&G
SACC	Sep-16	\$2,500,000	15 yrs/2.05%	E&G loan to finance an Energy Performance Project under the guidelines of the Arkansas Energy Performance Contracting (AEPC) Program overseen by the Arkansas Energy Office.	E&G
UAF	Sep-16	\$120,000,000	20 yrs/5.50%	Auxiliary purposes to fund the Donald W. Reynolds Razorback Stadium project, which includes a north end zone expansion, improvements and updates to existing areas in the stadium, and replacement of the Broyles Athletic Center.	Auxiliary
UALR	Jan-17	\$2,000,000	10 yrs/0.00%	E&G loan from the Arkansas Sustainable Building Design Revolving Loan Fund which is managed by the Arkansas Building Authority to complete energy efficient upgrades by expanding the campus-wide heated and chilled water loops.	E&G
UAM	Jan-17	\$14,500,000	25 yrs/ 6.0%	E&G purposes \$10.75M issue to fund the construction of a new Student Success Center needed for academic advising, career advising, counseling, testing, and enrollment services. As well as a new Police Station for the Monticello campus, a new Workforce Building on the Crossett campus, various ADA upgrades, roof repairs, and other critical maintenance needs for the Monticello campus. \$3.75M for auxiliary purposes will be used to renovate Horsfall Hall, to construct space for the relocation of the UAM Bookstore and to provide space for retail food service, which will also be housed in the new Student Success Center.	E&G/Auxiliary
SAUM	Jan-17	\$8,000,000	30 yrs/ 4.50%	Auxiliary purposes to renovate and repurpose an existing building into a living/learning community style residence hall, and to construct and equip an additional residence hall, and other related auxiliary projects.	Auxiliary
SAUM	May-17	\$1,060,000	10 yrs/ 3.60%	E&G purposes \$500,000 issue to construct a facility that will serve as the president's residence and official event's facility. \$560,000 for auxiliary purposes will be used to purchase an apartment complex previously leased by the university at an annual rate of \$103,398.	E&G/Auxiliary
UAF	Jun-17	\$113,000,000	30 yrs/5.50%	E&G purposes \$27.5 million to (1) continue the construction of an approximately 20,000 sq. ft. library storage facility; (2) continue the renovation of an addition of approximately 3,500 sq. ft. to Kimpel Hall; (3) begin the construction phase of an approximately 25,000 sq. ft. Civil Engineering Research and Education Center; (4) proceed with the first phase of construction of new intramural playing fields; (5) acquire, construct and equip improvements to the south campus steam and utility systems; and (6) fund the acquisition, construction, improvement, renovation, equipping and/or furnishing of other capital improvements and infrastructure and the acquisition of various equipment and/or real property if proceeds are available. \$85.5 million for auxiliary purposes to (1) construct, furnish and equip a 200,000 sq. ft. residence hall complex on the south side of campus; (2) continue with the construction of an approximately 20,000 sq. ft. addition to the Pat Walker Health Center; (3) complete the renovation of and construction of an addition of approximately 5,668 sq. ft. to the Sigma Alpha Epsilon Fraternity house; and (4) other capital improvements and infrastructure and various equipment for auxiliary purposes if proceeds are available.	E&G/Auxiliary
UALR	Jun-17	\$7,500,000	25 yrs/5.50%	E&G purposes \$27.5 million issue will be used for (1) the acquisition, construction, renovation, and equipping of the University Physics Building, (2) the acquisition, construction, renovation, and equipping campus-wide infrastructure upgrades, including particularly, without limitation, roof repairs and critical maintenance on the UA Little Rock campus, and (3) the acquisition, construction, improvement, renovation, equipping and/or real property for UA Little Rock.	E&G
ASU-System	Jul-17	\$1,100,000	10 yrs/ 0.00%	E&G purposes for ASUB and ASUN to provide needed campus-wide energy improvements to include lighting retrofits, water and waste management strategies, chiller upgrades as well as installation of other energy control mechanisms.	E&G
ASU-System	Jul-17	\$1,250,000	10 yrs/ 0.00%	E&G purposes for ASUB and ASUN to provide needed campus-wide energy improvements to include lighting retrofits, water and waste management strategies, chiller upgrades as well as installation of other energy control mechanisms.	E&G
UCA	Jul-17	\$8,500,000	30 yrs /5.50%	Auxiliary purposes to fund the design and renovation of two housing facilities.	Auxiliary
UA-RM	Oct-17	\$825,000	5 yrs/1.00%	E&G purposes for renovation of the Abernathy Building (currently ongoing) and two (2) science labs (next summer).	E&G
UAMS	Oct-17	\$30,000,000	10 yrs/ 5.00%	Auxiliary purposes for capital renewal and deferred maintenance to replace electrical, mechanical, HVAC, elevators, and other equipment in buildings at the Little Rock campus.	Auxiliary
ASUJ	Jan-18	\$1,000,000	10 yrs/0.00%	E&G purposes to provide roofing replacements for the Fowler Center, College of Education and Communications and the Military Science Armory.	E&G
ASUMS	Jan-18	\$1,500,000	20 yrs/ 3.30%	E&G purposes to provide needed campus-wide energy improvements that includes lighting retrofits, water and waste management strategies, chiller upgrades, as well as installation of other energy control mechanisms.	E&G

Institution	Date of AHECB Approval	Maximum Total of Issue	Terms	Project Description	Type of Project
NPC	Feb-18	\$14,000,000	30 yrs/4.50%	E&G purposes to refund Series 2004 and Series 2008 bond issues, fund the construction of a new student commons building, new marine technology building, expansion of the west parking lot, construction of a new student campus entrance and certain improvements to the Fisher Campus Center to add instructional space.	E&G
SAUM	Feb-18	\$19,175,000	30 yrs/ 4.00%	E&G purposes \$17.0M issue to refund the 2007 Series bonds in the amount of approximately \$11,730,000. New funding in the amount of approximately \$5,000,000 will be used to construct an Education building annex, expand the existing band hall facility, and for other E&G renovation projects. \$2,175,000 for auxiliary purposes will be used to refund the 2005B Series bonds in the amount of approximately \$820,000. New funding in the amount of approximately \$1,250,000 will be used to address critical HVAC needs, residence hall renovations, and other auxiliary renovation projects.	E&G/Auxiliary
NPC	Apr-18	\$10,000,000	30 yrs/4.50%	E&G purposes along with those from the \$14 million bond issue approved by the AHECB on February 16, 2018, will be used to refund Series 2004 and Series 2008 bond issues, fund the construction of a new student commons building, new marine technology building, expansion of the west parking lot, construction of a new student campus entrance and certain improvements to the Fisher Campus Center to add instructional space.	E&G
NAC	Apr-18	\$675,000	5 yrs/3.74%	Unsecured revolving line of credit loan for E&G purposes to bridge the timing difference between the actual acquisition and development cost of a new Enterprise Resource Planning (ERP) and Student Information System (SIS) software package totaling an estimated \$1,128,024 and funding from a federal Title III – Strengthening Institutions Grant with \$1,193,000 budgeted for the software package, but distributed in five (5) annual installments.	E&G
UAF	Jun-18	\$32,000,000	30 yrs/ 5.50%	E&G purposes \$22.67M issue to (1) construction of library storage facility; (2) renovation of an addition of Kimpel Hall; (3) construction phase of the Civil Engineering Research and Education Center; (4) renovation of levels 3 and 4 of Mullins Library; (5) construction of the Student Success Center; (6) construction of new intramural playing fields; (7) acquire, construct and equip improvements to the south campus steam and utility systems; and (8) fund the acquisition, construction, improvement, renovation, equipping and/or furnishing of other capital improvements and infrastructure and the acquisition of various equipment and/or real property if proceeds are available. \$9.33M for auxiliary purposes will be used to construct a remote parking lot for faculty and staff south of the main campus as well as (1) renovate the existing Arkansas Union Food Court area; (2) renovate and improve existing space and (3) to construct an addition to Pomfret Dining Hall.	E&G/Auxiliary
SAUM	Jun-18	\$1,400,000	10 yrs/ 4.50%	Loan issue for auxiliary purposes to purchase an apartment complex located adjacent to the university which would accommodate anticipated fall enrollment.	Auxiliary
HSU	Jul-18	\$1,000,000	3 yrs/ 5.25%	Auxiliary purposes to fund the renovation of Smith Hall residential facilities.	Auxiliary
ATU	Jul-18	\$1,100,000	15 yrs/2.44%	CSB Revolving Loan Fund - E&G purposes to finance an Energy Performance Project under the guidelines of the Arkansas Energy Performance Contracting (AEPC) Program overseen by the Arkansas Energy Office.	E&G
ATU	Aug-18	\$4,000,000	15 yrs/3.00%	Loan from Centennial Bank Fund - E&G purposes along with those from the \$1.1 million loan issue approved by the AHECB on July 27, 2018, will be used to finance an Energy Performance Project under the guidelines of the Arkansas Energy Performance Contracting (AEPC) Program overseen by the Arkansas Energy Office.	E&G
UA-System	Oct-18	\$27,000,000	10 yrs/ 4.00%	E&G loan for the implementation costs of the Workday Enterprise Resource Planning (ERP) system	E&G
UCA	Oct-18	\$57,315,000	30 yrs/ 5.00%	E&G purposes \$45.17M issue to (1) proceed with the planning, design, and construction of an approximately 80,000 sq. ft. Integrated Health Sciences Building; (2) fund the improvement, renovation, equipping and/or furnishing of information technology infrastructure; and (3) acquire various real property. \$12.145M for auxiliary purposes will be used to (1) renovate the existing State and Carmichael residence halls and (2) complete brick remediation and roof replacement for portions of Bernard Hall.	E&G/Auxiliary

Institution	Date of AHECB Approval	Maximum Total of Issue	Terms	Project Description	Type of Project
UA-AREON	Jan-19	\$619,417	7 yrs/2.74%	E&G purposes to replace the optical equipment acquired during phase I of the AREON network build out which is almost 10 years old.	E&G
UCA	Apr-19	\$20,000,000	30 yrs/5.00%	E&G purposes to proceed with the planning, design, and construction of an approximately 114,000 sq. ft., \$45 million Fine & Performing Arts Building.	E&G
UACCRM	May-19	\$9,580,000	30 yrs/5.50%	E&G and auxiliary purposes to refund the Series 2012 bonds and to construct student housing and expand food service capabilities and for other E&G projects.	E&G/Auxiliary
UAF	May-19	\$31,050,000	30 yrs/5.50%	E&G purposes to (1) proceed with the renovation of levels 3 and 4 of Mullins Library; (2) proceed with the construction and equipping of an approximately 75,000 sq. ft. Student Success Center; (3) proceed with continued construction of new intramural playing fields and related support structure of approximately 1,350 sq. ft. ; (4) acquire, construct and equipment improvements to the north chilled water plant modernization; and (5) fund the acquisition, construction, improvement, renovation, equipping and/or furnishing of other capital improvements and infrastructure and the acquisition of various equipment and/or real property if proceeds are available.	E&G
NPC	Jun-19	\$9,900,000	30 yrs/4.51%	Auxiliary purposes to provide for the first student housing (on or off campus) project at the College, to fund debt service reserves, provide for capitalized interest and to pay costs of issuing the bonds.	Auxiliary
NWACC	Jun-19	\$4,400,000	10 yrs/4.00%	Loan for auxiliary purposes for implementation costs of the Workday Enterprise Resource Planning (ERP) system.	Auxiliary
SAUM	Jul-19	\$15,100,000	20 yrs/3.13%	Auxiliary purposes for capital improvements and to refund the 2013A Series bonds in the amount of approximately \$5,850,000.	Auxiliary
UAF	Jul-19	\$31,250,000	15 yrs/4.50%	Auxiliary purposes for (1) acquisition, construction, furnishing and equipping an approximately 25,000 sq. ft. track and field high performance center for men's and women's track and field teams; (2) acquisition, construction, furnishing, and equipping of an approximately 45,000 sq. ft. baseball development center at Baum-Walker Stadium; and (3) the acquisition, construction, improvement, renovation, equipping and/or furnishing of other capital improvements and infrastructure for athletic purposes, and the acquisition of various equipment for athletic purposes.	Auxiliary
OZC	Jul-19	\$400,000	15 yrs/4.00%	Loan for E&G purposes to purchase a facility in Ash Flat (Sharp County) to be used as a Technical Training Center.	E&G
UAMS	Sep-19	\$156,000,000	30 yrs/5.50%	Auxiliary purposes for comprehensive infrastructure and energy conservation projects involving certain facilities and equipment on or for the University of Arkansas for Medical Sciences campus, including, but not limited to, the following: (a) the upgrade and retro-commission of Building Automation System (BAS) controls; (b) the replacement and retrofit of interior and site lighting; (c) the construction and equipping of a new generator plant as well as installation of campus-wide metering, upgrades to the essential power system and upgrades to existing electrical infrastructure; (d) the renovation of and upgrades to the Main Central Energy Plant (MCEP) chilled water and acquisition and installation of related equipment; (e) the renovation of and upgrades to the MCEP heating and the acquisition and installation of related equipment; (f) the renovation of and upgrades to building district energy systems, including connection of the system to the building leased to Bioventures, LLC, and the acquisition and installation of related equipment; (g) the replacement of air handling units and the acquisition and installation of related equipment; (h) the realignment of and construction of improvements to Pine and Cedar streets and adjacent site improvements including expansions to employee parking facilities; (i) the renovation of and upgrades to lab controls and the acquisition and installation of related equipment; and (j) the acquisition, construction, improvement, renovation, equipping and/or furnishing of other capital improvements and infrastructure and the acquisition of various equipment.	Auxiliary
HSU	Jan-20	\$3,000,000	As of 9/15/2020, not utilized	Revolving line of credit for E&G purposes to provide overdraft protection of payroll drafts in the case that the monthly allotment of State General Revenue funds has not yet been received in the payroll account.	E&G
UA-ASMSA	Jan-20	\$1,000,000	10 yrs/2.50%	Loan - E&G purposes to renovate current structures into expanded student residences and shared community spaces, which will allow ASMSA to accommodate approximately 24 additional students.	E&G
UALR	Jan-20	\$1,000,000	10 yrs/0.00%	Arkansas Sustainable Building Design Revolving Loan - E&G purposes to replace two aged and failing chillers and the associated cooling tower and pumps, which meet the revolving loan fund energy savings requirements.	E&G
EACC	Mar-20	\$2,700,000	20 yrs/2.50%	Loan - E&G purposes to finance an Energy Performance Project under the guidelines of the Arkansas Energy Performance Contracting (AEPC) Program overseen by the Arkansas Energy Office.	E&G
UAF	Sep-20	\$19,100,000	8 yrs/2.00%	Loan - Auxiliary purposes for the Athletic Department to pay for and/or refund a portion of debt service costs for multiple series of bonds benefitting the University of Arkansas, Fayetteville Department of Athletics for the amounts due in 2020 and 2021.	Auxiliary

Institution	Date of AHECB Approval	Maximum Total of Issue	Terms	Project Description	Type of Project
UAMS	Jan-21	\$168,000,000	30 yrs/4.50%	Auxiliary purposes for certain facilities on or for the University of Arkansas for Medical Sciences campus ("UAMS"), including, but not limited to, the following: (a) the acquisition, construction, furnishing and equipping of the Radiation Oncology Center, a portion of which will consist of the Proton Therapy Center that is anticipated to be utilized by a limited liability company, of which UAMS will be a member, and may be leased in connection therewith or in connection with a future financing; (b) the acquisition, construction, furnishing, and equipping of a surgical annex; and (c) the acquisition, construction, improvement, renovation, equipping and/or furnishing of other capital improvements and infrastructure and the acquisition of various equipment for UAMS (collectively, the "Project").	Auxiliary
HSU	Jan-21	\$1,000,000	10 yrs/0.00%	Arkansas Sustainable Building Design Revolving Loan - E&G purposes to replace the roof on the two-story portion of Huie Library, to replace a failing chiller in the Newberry residence hall and to replace some 1988 HVAC units on top of Wells Gym. These projects meet the revolving loan fund energy savings requirements.	E&G and Auxiliary
UACCHT	Apr-21	\$2,923,000 CSBRL & \$4,800,000 Bank Loan	10 yrs/0.18% & 20 yrs/3.00%	College Savings Bond Revolving Loan (CSBRL) - E&G purposes along with reserves set aside for this project & a bank loan to fund an energy savings performance contract project that includes (1) a 13,165 sq. foot Workforce Training Center that houses a welding lab, classrooms, offices, and reconfigurable space for teaching workforce training courses on the Texarkana campus; (2) a 1.0 megawatt (MW) AC solar array located on the Hope campus; (3) academic Solar Lab to support the Certificate of Proficiency in Solar Energy Technology on the Hope campus and (4) energy conservation improvements to include HVAC equipment replacement and upgrades, lighting upgrades and water conservation.	E&G
UAF	Jul-21	\$13,000,000	10 yrs/4.00%	Loan - E&G and Auxiliary purposes to finance an Energy Performance Project across the University's campus under the guidelines of the Arkansas Energy Performance Contracting (APEC) Program overseen by the Arkansas Energy Office. The project includes campus-wide energy improvements that include installing LED lighting, upgraded HVAC equipment, fault detection diagnostics, improvements to building envelopes, thermal blankets, synchronous drives, and other energy conservation measures (ECMs). As required by the APEC Program, these improvements will generate annual savings guaranteed by the Energy Service Company (ESCO), which will exceed the total project cost (construction, equipment and financing).	E&G and Auxiliary
UAMS	Oct-21	\$148,600,000	30 yrs/4.50%	Auxiliary purposes for the acquisition, construction, furnishing, and equipping of the Northwest Arkansas UAMS Orthopaedics and Sports Medicine Facility, including an associated land acquisition.	Auxiliary
UA-Grantham (UAG)	Oct-21	\$8,000,000	2 yrs/3.25%	Line of Credit Loan - E&G purposes to facilitate the purchase and operation of Grantham University by providing Grantham funds for the continuation of existing facility and equipment leases, to acquire and maintain information technology infrastructure and to acquire and maintain other contracts and services related to operation and use of its facilities.	E&G
SEAC	Oct-21	\$42,000,000	30 yrs/4.00%	Auxiliary purposes of the lease purchase agreement to facilitate the construction of an approximately 30,000 square foot student union building consisting of classrooms, conference center, dining hall, and health clinic, as well as up to 619 beds of student housing in two buildings totaling approximately 130,000 square feet.	Auxiliary
SAU	Apr-22	\$39,800,000	27 yrs/4.00%	Auxiliary purposes to refund 2015, 2016 and 2018 series bonds secured through a privatized housing agreement by its Alumni Association with estimated savings of over \$7 million.	Auxiliary
ATU	Jul-22	\$29,800,000	30 yrs/6.00%	Auxiliary purposes to construct a new facility (Student Union and Recreation Center).	Auxiliary
NAC	Jul-22	\$1,900,000	20 yrs/5.00%	E&G purposes for the construction of a new Center for Robotics and Manufacturing Innovation instructional facility.	E&G
UAPB	Jul-22	\$17,000,000	30 yrs/5.25%	Auxiliary purposes to construct a student engagement center. This student center will house an infirmary, fitness center, counseling services, office of admissions, office of recruitment, career services center, and other student-centered offices/programs. In addition, as funds are available, proceeds will be used for other capital improvements and infrastructure for UAPB.	Auxiliary

Institution	Date of AHECB Approval	Maximum Total of Issue	Terms	Project Description	Type of Project
UAF	Oct-22	\$95,000,000	30 yrs/5.25%	E&G purposes for (1) the acquisition, construction, furnishing, and equipping of the Anthony Timberlands Center for Design and Materials Innovation; (2) the renovation, restoration, acquisition, construction, improvement, furnishing, and equipping of the Fine Arts Center; (3) the acquisition, construction, installation, and equipping of a roof replacement for the Engineering Research Center; (4) the renovation, acquisition, construction, improvement, furnishing, and equipping of the first and second floors of Mullins Library; (5) the acquisition, construction, furnishing, and equipping of the Windgate Studio and Design Center; and (6) the acquisition, construction, improvement, renovation, equipping and/or furnishing of other capital improvements and infrastructure and the acquisition of various equipment and/or real property for UAF.	E&G
SEAC	Oct-22	\$5,000,000	20 yrs/4.75%	E&G purposes to fund several energy cost reduction measures identified via an investment grade audit performed by an energy service company participating in the Arkansas Energy Office's Arkansas Energy Performance Contracting Program.	E&G
SEAC	Dec-22	\$5,600,000	21 yrs/6.50%	E&G purposes to fund several energy cost reduction measures identified via an investment grade audit performed by an energy service company participating in the Arkansas Energy Office's Arkansas Energy Performance Contracting Program.	E&G
UAF	Jun-23	\$65,000,000	30 yrs/6.50%	E&G purposes for (1) the acquisition, construction, furnishing, and equipping of the Institute for Integrative and Innovative Research, (2) the acquisition, construction, furnishing, and equipping of the Multi-User Silicon Carbide Research and Fabrication Facility, and (3) the acquisition, construction, improvement, renovation, equipping and/or furnishing of other capital improvements and infrastructure and the acquisition of various equipment and/or real property for the Fayetteville Campus.	E&G
NPC	Jul-23	\$6,675,000	30 yrs/6.70%	E&G purposes for the construction of a new 160-180 bed residential housing facility for students.	E&G
ASUJ	Jul-23	\$2,900,000	10 yrs/0.00%	E&G purposes to provide needed campus-wide energy improvements that include re-roofing and updating air handling systems of existing buildings.	E&G
UAF	Apr-24	\$34,175,000	30 yrs/5.50%	E&G purposes for (a) the renovation, acquisition, construction, furnishing, and equipping of the Health, Physical Education, and Recreation Building; (b) the acquisition of property for expansion purposes and other purposes of the Fayetteville Campus; and (c) the acquisition, construction, improvement, renovation, equipping and/or furnishing of other capital improvements and infrastructure and the acquisition of various equipment and/or real property for the Fayetteville Campus.	E&G
UACCM	Apr-24	\$12,000,000	32 yrs/5.50%	E&G purposes for (1) the acquisition, construction, furnishing, and equipping of the Nursing and Science Center, and (2) the acquisition, construction, improvement, renovation, equipping and/or furnishing of other capital improvements and infrastructure and the acquisition of various equipment and/or real property for UACCM.	E&G
ATU	Apr-24	\$10,400,000	15 yrs/7.00%	E&G and auxiliary purposes for the renovation of an educational building, elevator replacement, and HVAC infrastructure in ten (10) of our buildings on the Russellville campus. These projects will include an HVAC infrastructure project on an athletic building and two HVAC infrastructure projects on residence life buildings.	E&G and Auxiliary
UACCB	May-24	\$3,500,000	10 yrs/6.50%	E&G purposes to complete renovations of the recently purchased property at 2210 E. Main Street, located approximately one-third (1/3) mile from the main campus	E&G
SAC	Jul-24	\$4,000,000	20 yrs/7.50%	E&G purposes to construct a new facility building to house Procurement, Maintenance, Custodial and Shipping & Receiving for the College.	E&G
ASU-SYS	Jul-24	\$2,900,000	10 yrs/0.20%	E&G purposes to proceed with various critical and deferred maintenance, renovation, and other miscellaneous projects across the System.	E&G

Appendix G:
Fiscal Transparency Report

**Fiscal Transparency Report
(A.C.A. §6-61-222(b)(1)(L) and (b)(1)(M))**

Fiscal Year:	2023	
Institution:		Number of Days of Cash on Hand as of June 30, 2023
Arkansas Northeastern College		181.00
Arkansas State University - Beebe		311.90
Arkansas State University - Jonesboro		171.61
Arkansas State University - Mountain Home		287.22
Arkansas State University - Mid South		294.78
Arkansas State University - Newport		141.01
Arkansas State University - Three Rivers		117.70
Arkansas Tech University		208.38
Black River Technical College		367.00
Cossatot Community College of the University of Arkansas		131.00
East Arkansas Community College		376.00
Henderson State University		62.45
National Park College		205.08
North Arkansas College		159.00
Northwest Arkansas Community College		120.00
Ozarka College		211.00
Phillips Community College of the University of Arkansas		272.00
South Arkansas College		135.00
Southern Arkansas University		102.22
Southern Arkansas University - Tech		166.37
Southeast Arkansas College		229.00
University of Arkansas - Arkansas School for Mathematics, Sciences, and the Arts		342.00
University of Arkansas Community College at Batesville		162.00
University of Arkansas Community College at Hope-Texarkana		323.00
University of Arkansas Community College at Morrilton		211.00
University of Arkansas Community College at Rich Mountain		74.06
University of Arkansas at Fayetteville		297.00
University of Arkansas at Fort Smith		269.00
University of Arkansas Grantham		11.00
University of Arkansas at Little Rock		219.00
University of Arkansas at Monticello		217.00
University of Arkansas for Medical Sciences		35.00
University of Arkansas at Pine Bluff		75.00
University of Arkansas - Pulaski Technical College		501.00
University of Central Arkansas		148.80

REPORT ON AHECB POLICY FOR MAINTENANCE OF NEW FACILITIES

The AHECB policy for maintenance of new facilities, passed October 29, 2010, states that a report on the amount transferred to plant funds would be presented annually at the October Board meeting. This policy was proposed to ensure that in the future all newly constructed or purchased facilities would have a source of funding for maintenance of the new facility. Institutions seeking approval of a loan or a bond issue for the construction or purchase of a new facility must provide for the maintenance of that facility by transferring annually to plant funds an amount as recommended by the Association of Physical Plant Administrators of Universities and Colleges (APPA). This is currently \$2.50 per gross square foot for an educational and general facility or \$1.25 per gross square foot for an auxiliary facility. A lower rate per gross square foot for a specific building/facility can be approved with appropriate justification.

It is the expectation that the institution provide for the long term maintenance of the facility for which the funds were accrued. Funds may be utilized for facility renovation and upkeep including upgrade or replacement of equipment and furnishings of the designated building. These funds will be transferred to the plant fund annually and shall begin in the fiscal year following the completion and occupancy of the facility and will continue as long as the building is in use. The funds can also be used for critical and deferred maintenance of the institution. This report includes the status of the FY2023-24 maintenance transfers.

MAINTENANCE REPORT

UNIVERSITIES:

Institution	Facility	Date Board Approved	Date of Completion	Date of Occupancy	Actual Square Footage	FY 2022-23 Amount of Transfer	FY 2023-24 Amount of Transfer
ASUJ	Housing Facilities (Greek Housing & Honors Dormitory)	January 2012	7/26/2013 & 9/6/2013 Respectively	7/26/2013 & 9/6/2013 Respectively	74,179	\$92,724	\$92,724
ASUJ	Student Activities Center & Humanities and Social Sciences Building	October 2013	8/20/2015 & 6/15/2015 Respectively	8/20/2015 & 6/15/2015 Respectively	193,808	\$484,520	\$484,520
ATU	M Street Dorm	July 2011	7/10/13	8/28/13	64,170	\$80,213	\$80,213
ATU	Baseball Field	April 2012	4/9/13	4/9/13	8,043	\$10,054	\$10,054
ATU	Chambers Cafeteria Renovation	October 2012	8/23/13	8/28/13	36,997	\$46,246	\$46,246
ATU	Academic Classroom, Student Support and Administrative Facility (Brown Building)	October 2013	4/17/16	4/17/16	66,900	\$167,250	\$167,250
ATU	Student Union and Recreation Center	July 2022	Not Yet Completed	Not Yet Occupied	N/A	N/A	N/A
ATUO	Allied Health Building	July 2014	3/31/16	3/31/16	20,273	\$50,683	\$50,683
HSU	Dining Facility	October 2010	6/6/13	6/6/13	21,980	\$27,475	\$27,475
HSU	Ridge Point Apartments	March 2014	11/1/14	11/1/14	80,317	\$100,396	\$100,396
HSU	Reddie Villas	March 2015	8/1/15	8/1/15	87,060	\$108,825	\$108,825
HSU	University Place	March 2016	10/1/15	10/1/15	108,825	\$136,031	\$136,031
SAUM	Agriculture Center	February 2011	4/1/13	11/1/12	33,178	\$82,945	\$82,945
SAUM	University Hall	April 2012	6/1/13	8/1/13	35,000	\$43,750	\$43,750
SAUM	Story Arena	February 2013	4/20/13	5/1/13	6,400	\$8,000	\$8,000
SAUM	Mulerider Activity Center	February 2013	6/1/12	10/1/12	34,770	\$59,752	\$52,325
SAUM	University Village Apartments	April 2014	7/1/14	7/1/14	77,900	\$97,375	\$97,375
SAUM	Burns Harsh Hall (Residence Hall)	January 2017	11/1/17	8/1/17	24,376	\$30,470	\$30,470
SAUM	President's Residence & Official Event's Facility	May 2017	6/1/19	3/1/19	4,229	\$10,573	\$10,573
SAUM	University Court Apartment	May 2017	6/1/17	6/1/17	13,872	\$17,340	\$17,340
SAUM	Band Hall	February 2018	6/30/21	8/16/21	5,365	\$13,413	\$13,413
SAUM	Education Building Annex	February 2018	12/31/21	1/3/22	10,830	\$27,588	\$27,075
SAUM	Mulerider Pointe Apartment Complex	June 2018	8/1/18	8/1/18	21,564	\$26,955	\$26,955
SAUM	Magnolia Hall, Columbia Hall, and Arkansas Hall	April 2022	Not Yet Completed	Not Yet Occupied	N/A	N/A	N/A
UAF	Nanoscale Science & Eng.	December 2009	2/1/11	3/1/11	77,691	\$194,228	\$194,228
UAF	Epley Center for Health Professions (Old Health Center)	December 2009	12/1/11	12/1/11	25,625	\$64,063	\$64,063
UAF	Gearhart Hall (Ozark Hall)	April 2011	8/1/13	8/1/13	18,310	\$45,775	\$45,775
UAF	Hillside Auditorium	April 2011	1/1/13	1/1/13	35,175	\$87,938	\$87,938
UAF	Jean Tyson Child Development Center (Child Development Study Center)	April 2011	8/1/12	8/1/12	23,398	\$58,495	\$58,495
UAF	Founders Hall	April 2011	8/1/13	8/1/13	78,300	\$97,875	\$97,875
UAF	Fred W. Smith Football Center	April 2011	8/1/13	8/1/13	80,400	\$100,500	\$100,500
UAF	Uptown Campus	June 2012	7/1/12	7/1/12	58,655	\$146,638	\$146,638
UAF	Fowler Family Baseball/Track Indoor Facility/Basketball Performance Center/Jerry and Gene Jones Student Athlete Success Center	March 2013	5/1/14 & 7/1/15	5/1/14 & 7/1/15	178,400	\$223,000	\$223,000
UAF	Classroom and Teaching Laboratory Building (Stephen L Anderson Design Center)/Champions Hall/Biology Greenhouse	March 2013	8/1/2013, 6/1/14 & 7/1/15	8/1/2013, 6/1/14 & 7/1/15	104,366	\$260,915	\$260,915
UAF	East Square Plaza	June 2013	8/1/13	8/1/13	82,788	\$206,970	\$206,970
UAF	Housing Office	June 2012	2/1/14	2/1/14	19,659	\$24,574	\$24,574
UAF	Arts and Design District	June 2014	8/1/16	8/1/16	34,483	\$86,208	\$86,208
UAF	Housing for the Pi Kappa Alpha Fraternity	June 2014	12/1/14	12/1/14	13,080	\$16,350	\$16,350
UAF	Cato Springs Research Center	June 2014	8/1/14	8/1/14	28,817	\$72,043	\$72,043
UAF	Kimpel Hall, Sigma Alpha Epsilon Fraternity & Pat Walker Health Center	February 2016	6/30/19	6/30/19	34,174	\$75,861	\$75,861
UAF	Donald W. Reynolds Razorback Stadium (DWRRS) North End Zone & Broyles Athletic Center	September 2016	8/1/19	8/1/19	239,033	\$298,791	\$298,791
UAF	Adohi Hall	June 2017	6/1/19	6/1/19	199,256	\$249,070	\$249,070
UAF	Civil Engineering Research and Education Center (CEREC) AKA HCEC	June 2018	7/25/21	7/25/21	34,305	\$85,763	\$85,763
UAF	Library Storage Facility	June 2018	6/30/19	6/30/19	26,896	\$67,240	\$67,240
UAF	The Cordia Harrington Center for Excellence (Student Success Center)	May 2019	1/1/22	1/1/22	71,042	\$177,605	\$177,605
UAF	UAF Central Utility Plant	July 2019	10/1/21	10/1/21	7,349	\$18,373	\$18,373
UAF	O'Mara Track High Performance Center (Track & Field Center)	July 2019	7/1/21	7/1/21	21,800	\$27,250	\$27,250
UAF	Hunt Baseball Development Center at Baum-Walker Stadium	July 2019	7/1/21	7/1/21	52,103	\$65,129	\$65,129
UAF	Anthony Timberlands Center for Design and Materials Innovation, Fine Arts Center & the Windgate Studio and Design Center	October 2022	12/1/22	12/1/22	155,060	N/A	\$387,650
UAF	Integrative and Innovative Research & Multi-User Silicon Carbide Research and Fabrication Facility	June 2023	Not Yet Completed	Not Yet Occupied	N/A	N/A	N/A

2-2

January 24, 2025

Institution	Facility	Date Board Approved	Date of Completion	Date of Occupancy	Actual Square Footage	FY 2022-23 Amount of Transfer	FY 2023-24 Amount of Transfer
UAF	Martin Luther King Blvd Property Purchase	April 2024	6/1/24	Not Yet Occupied	N/A	N/A	N/A
UAF	HPER Second Floor Renovation	April 2024	Not Yet Completed	Not Yet Occupied	N/A	N/A	N/A
UAFS	Lion's Den	January 2009	8/1/10	8/1/10	114,560	\$46,635	\$46,635
UAFS	Boreham Library	November 2010	3/1/13	3/1/13	39,170	\$97,925	\$97,925
UAFS	Student Recreation and Wellness Center	June 2014	8/1/16	8/1/16	46,700	\$116,750	\$116,750
UALR	West Hall Residence	October 2009	8/12/11	8/12/11	106,800	\$59,808	\$59,808
UALR	University Village	April 2012	11/30/12	11/30/12	139,554	\$174,443	\$174,443
UAM	Botanical Research Building and UAM Sundell Herbarium	January 2017	9/15/17	9/15/17	2,204	\$5,510	\$5,510
UAM	University Police Building	January 2017	7/18/18	7/18/18	3,364	\$8,410	\$8,410
UAM	Student Success Center	January 2017	7/9/18	7/9/18	37,102	\$92,755	\$92,755
UAM	Taylor House Hollywood Plantation (Purchased with Grant Funds)	N/A	6/24/19	6/24/19	7,035	\$17,588	\$17,588
UAMS	Central Energy (Generator) Plant	September 2019	10/1/21	10/16/21	20,000	\$25,000	\$25,000
UAMS	Radiation Oncology Center (Additional Square Footage)	January 2021	4/1/23	4/11/23	56,295	N/A	\$70,369
UAMS	Orthopaedic and Spine Hospital	January 2021	6/1/23	6/20/23	168,293	N/A	\$210,366
UAMS	Northwest Arkansas UAMS Orthopaedics and Sports Medicine Facility	October 2021	Not Yet Completed	Not Yet Occupied	N/A	N/A	N/A
UAPB	Student Engagement Center	July 2022	Not Yet Completed	Not Yet Occupied	N/A	N/A	N/A
UCA	Bear Hall-Construction	July 2010	8/15/12	8/13/12	112,000	\$140,000	\$140,000
UCA	Bear Village-Purchase (Previously Leased before Purchase)	July 2012	N/A	6/1/05	156,915	\$196,144	\$196,144
UCA	HPER Expansion	October 2012	11/1/14	11/1/14	42,325	\$52,906	\$52,906
UCA	UCA Sky Box-Purchase	April 2013	8/30/12	9/1/12	9,900	\$12,375	\$12,375
UCA	Weight Room Addition-Purchase	April 2013	4/1/12	1/15/12	6,106	\$7,633	\$7,633
UCA	Sorority Houses ("Greek Village") and National Pan-Hellenic Council (NPHC) Facility	October 2013	8/1/15	8/15/15	56,500	\$70,625	\$70,625
UCA	Lewis Science Addition (Conway Corp Center for Sciences)	April 2014	1/1/17	1/1/17	52,155	\$130,388	\$130,388
UCA	Donaghey Hall	October 2014	8/1/16	8/1/16	67,500	\$84,375	\$84,375
UCA	Conway Hall	July 2017	8/1/19	8/15/19	56,110	\$70,138	\$70,138
UCA	Hughes Hall (Housing Facilities)	July 2017	8/1/18	8/15/18	47,230	\$59,038	\$59,038
UCA	Integrated Health Sciences Building (IHSB)	10/26/18	8/1/21	8/15/21	88,150	\$220,375	\$220,375
UCA	Greek Village II (Greek Hall II)	10/26/18	8/1/20	8/15/20	25,107	\$31,384	\$31,384
UCA	State Hall	10/26/18	8/1/20	8/15/20	46,187	\$57,734	\$57,734
UCA	Carmichael Hall	10/26/18	8/1/20	8/15/20	55,277	\$69,096	\$69,096
UCA	Windgate Center (Fine & Performing Arts Building)	April 2019	4/28/23	4/28/23	103,843	\$259,608	\$259,608

COLLEGES:

Institution	Facility	Date Board Approved	Date of Completion	Date of Occupancy	Actual Square Footage	FY 2022-23 Amount of Transfer	FY 2023-24 Amount of Transfer
ANC	Center for Allied Technologies	July 2015	8/16/19	8/19/19	80,000	\$200,000	\$200,000
ASUB	Residence Halls (Housing Complex)	January 2010	10/12/11	8/11/11	57,400	\$17,745	\$22,450
ASUMH	Vada Sheid Community Development Center	July 2009	9/1/10	9/1/10	65,000	\$81,250	\$81,250
ASUMS	Marion Berry Renewable Energy Building	April 2012	7/9/13	8/1/13	35,120	\$87,800	\$87,800
ASUMS	Wellness Centers - E&G Portion	April 2012	10/20/13	10/21/13	7,841	\$19,603	\$19,603
ASUMS	Wellness Centers - Auxiliary Portion	April 2012	10/20/13	10/21/13	18,049	\$22,561	\$22,561
ASUN	Fowler Family Hospitality Services Building	January 2012	7/15/13	8/1/13	11,826	\$29,565	\$29,565
ASUTR	Cosmetology Building Renovation/Addition	February 2011	8/1/11	8/1/11	2,000	\$5,000	\$5,000
ASUTR	CAST - Workforce Training Facility Purchase and Remodel	April 2014	8/1/15	8/1/15	26,076	\$65,190	\$65,190
BRTC	Health Science Complex	June 2013	10/1/15	10/1/15	39,934	\$99,835	\$99,835
CCCUA	Murfreesboro Building	October 2010	11/10/19	11/10/19	22,000	\$55,000	\$55,000
CCCUA	Nashville Maintenance/Welding Building	April 2013	2/13/19	2/13/19	8,100	\$20,250	\$20,250
CCCUA	Nashville Main Building	April 2013	3/8/19	7/8/19	21,550	\$53,875	\$53,875
CCCUA	Nashville Technical Trades Building	April 2013	3/8/19	7/8/19	16,834	\$42,085	\$42,085
CCCUA	Nashville Education A Building	April 2013	3/8/19	7/8/19	2,510	\$6,275	\$6,275
CCCUA	Nashville Education B Building	April 2013	3/8/19	7/8/19	2,510	\$6,275	\$6,275
EACC	Transportation and Technology Facility	October 2010	8/1/12	8/1/12	19,902	\$49,775	\$49,775
EACC	Allied Health Facility	October 2010	1/13/14	1/13/14	13,451	\$33,628	\$33,628
NAC	Science Building	July 2012	6/18/14	8/10/14	14,385	\$35,963	\$35,963
NAC	Center for Robotics and Manufacturing Innovation	July 2022	Not Yet Completed	Not Yet Occupied	N/A	N/A	N/A
NPC	Student Commons Building (Auxiliary & E&G)	2/16/18 & 4/13/18	8/1/19	8/1/19	50,950	\$94,813	\$94,813
NPC	Marine Technology Building	2/16/18 & 4/13/18	10/03/2019	10/03/2019	7,842	\$19,605	\$19,605
NPC	Student Housing (Dodgwood Hall)	June 2019	1/31/20	8/10/20	49,600	\$62,000	\$62,000
NPC	Residential Housing Facility	July 2023	Not Yet Completed	Not Yet Occupied	N/A	N/A	N/A
NWACC	Health Professional Building	July 2010	10/1/12	10/1/12	79,926	\$199,815	\$94,813
OZC	Mtn View Student Services Center	October 2002	8/1/12	8/1/12	10,683	\$26,708	\$26,708
OZC	Melbourne Student Services Center	October 2012	1/1/15	1/1/15	18,560	\$46,400	\$46,400

2-4	Institution	Facility	Date Board Approved	Date of Completion	Date of Occupancy	Actual Square Footage	FY 2022-23 Amount of Transfer	FY 2023-24 Amount of Transfer	January 24, 2025
	OZC	Technical Training Center (Ash Flat Technical Center)		July 2019	9/1/19	9/1/19	12,000	\$30,000	
SAC	Health Science Building		July 2009	3/10/11	2/1/11	38,378	\$95,945	\$95,945	
SAC	Procurement, Maintenance, Custodial and Shipping and Receiving Facility		July 2024	Not Yet Completed	Not Yet Occupied	N/A	N/A	N/A	
SAUT	SAUT Student Center (Multi-purpose) - Auxiliary Portion		April 2012	9/1/14	6/15/14	10,035	\$12,544	\$12,544	
SAUT	SAUT Student Center (Multi-purpose) - E&G Portion		February 2013	9/1/14	6/15/14	26,105	\$65,263	\$65,263	
SEAC	Student Union Building (Classrooms, Conference Center, Dining Hall & Health Clinic)		April 2022	Not Yet Completed	Not Yet Occupied	N/A	N/A	N/A	
UACCB	Nursing & Allied Health Bldg.		January 2010	6/5/11	8/1/11	40,669	\$101,673	\$101,673	
UACCB	Workforce Training Center		September 2016	8/1/21	2/3/20	14,804	\$37,010	\$37,010	
UACCHT	Texarkana Instruction Center		October 2011	7/1/12	7/1/12	10,000	\$25,000	\$25,000	
UACCM	Workforce Training Center		January 2016	6/30/18	6/30/18	53,843	\$134,608	\$134,608	
UACCRM	Library, Classroom, Lab and Meeting Space (Ouachita Center)		June 2012	8/6/14	8/6/14	13,600	\$34,000	\$34,000	
UACCRM	Food Service		May 2019	8/1/20	8/16/20	9,529	\$11,911	\$11,911	
UACCRM	Student Housing		May 2019	8/1/20	8/16/20	36,660	\$45,825	\$45,825	
UACCRM	Nursing and Science Center		April 2024	Not Yet Completed	Not Yet Occupied	N/A	N/A	N/A	
UAPTC	Center for Humanities and Arts		September 2011	10/1/15	1/4/16	87,724	\$219,310	\$219,310	
UAPTC	Culinary Arts and Hospitality Management Institute		September 2011	5/29/14	8/12/13	56,701	\$141,753	\$141,753	

**ECONOMIC FEASIBILITY OF BOND ISSUE
NORTH ARKANSAS COLLEGE**

North Arkansas College (NAC) requests approval of the economic feasibility to issue bonds in the amount of approximately \$2.25 million with a term of twenty (20) years and an estimated annual interest rate of 5.0 percent. Proceeds from the issue will be used for educational and general (E&G) purposes. The North Arkansas College Board of Trustees will consider this financing at its January 16, 2025 meeting.

The E&G issue will be approximately \$2.25 million with an estimated maximum annual debt service of \$171,025 and a term of twenty (20) years. Proceeds from the bond issue will be used to construct a new Center for Robotics and Manufacturing Innovation instructional facility.

The debt service on the bond issue will be supported by millage revenue. Coordinating Board policy regarding debt service for projects financed by local tax or millage provides that annual net millage revenue should be no less than 120 percent of the total annual debt service.

Relevant data follows:

Projected 2024-25 Millage Revenue.....	\$1,040,660
Maximum Allowable Debt Service (\$1,040,660/120%).....	\$ 867,217
Existing Debt Service	\$ 619,600
Proposed Debt Service.....	\$ 171,025
Amount Remaining for Additional Debt Service.....	\$ 76,592

The above data demonstrates that North Arkansas College has sufficient millage revenue to support an E&G bond issue of up to \$2.25 million with a term of twenty (20) years at an annual interest rate of approximately 5.0 percent.

In accordance with board policy, any proceeds from bonds that require AHECB approval, which are used for the purchase or construction of new facilities, and result in additional square footage are subject to the AHECB maintenance policy as adopted in October 2010. North Arkansas College will sustain a building maintenance fund to be supported by millage revenue for the E&G facility. These funds will be held in a separate account for the maintenance of the new facility by transferring annually to plant funds based on the Association of Physical Plant Administrators (APPA) of Universities and Colleges recommendation. The current APPA recommendation is \$2.50 per gross square foot for E&G facilities. Based on an estimated total of 20,000 square feet, \$50,000 will be transferred annually.

The following resolution is presented for the board's consideration:

RESOLVED, That the Arkansas Higher Education Coordinating Board considers economically feasible the plans for North Arkansas College to issue bonds in an amount of approximately \$2.25 million with a term of twenty (20) years at an estimated annual interest rate of 5.0 percent to construct a new Center for Robotics and Manufacturing Innovation instructional facility.

FURTHER RESOLVED, That the Commissioner of the Arkansas Division of Higher Education is authorized to notify the notify the President and the Chair of the Board of Trustees of North Arkansas College of the Coordinating Board's resolution.

Agenda Item No. 4
Higher Education Coordinating Board
January 24, 2025

**ASSOCIATE OF APPLIED SCIENCE
IN MEDICAL LABORATORY TECHNICIAN
NORTHWEST ARKANSAS COMMUNITY COLLEGE**

The following resolution is presented to the Arkansas Higher Education Coordinating Board for consideration:

RESOLVED, That the Arkansas Higher Education Coordinating Board approves the offering of the Associate of Applied Science in Medical Laboratory Technician (CIP 51.1004), at Northwest Arkansas Community College, effective Summer 2025.

FURTHER RESOLVED, That the Coordinating Board instructs the Commissioner of the Arkansas Division of Higher Education to inform the President and Chair of the Board of Trustees of Northwest Arkansas Community College of the approval.

**ASSOCIATE OF APPLIED SCIENCE
IN MEDICAL LABORATORY TECHNICIAN
NORTHWEST ARKANSAS COMMUNITY COLLEGE**

The administration and Board of Trustees of Northwest Arkansas Community College (NWACC) request approval to offer the Associate of Applied Science in Medical Laboratory Technician, effective Summer 2025.

NWACC is accredited by the Higher Learning Commission and the proposed program is within the role and scope established for the institution. The Northwest Arkansas Community College Board of Trustees approved the program on September 9, 2024.

Program Description

The proposed Associate of Applied Science in Medical Laboratory Technician (MLT) program will prepare students for a dynamic career in clinical laboratories, where they play a crucial role in diagnosing and monitoring patient health. This program combines theoretical knowledge with hands-on training in laboratory techniques, including blood analysis, microbiology, hematology, and chemistry, blood banking, urine and body fluid analysis and immunology. Students learn to operate sophisticated laboratory equipment, perform diagnostic tests, and ensure the accuracy of results. Graduates are equipped with the skills needed to work in hospitals, clinics, and diagnostic labs, contributing to patient care through precise and reliable laboratory work.

The proposed 70-71 credit hour program will be taught by one full-time faculty member, who will also serve as Program Director. The program will also be supported by adjunct faculty. Existing resources and technologies will be utilized by the proposed program. Program-related equipment will be sought as in-kind donations from local industry as well as from industry vendors.

Program Need

According to labor market information, employment as a Medical Laboratory Technician in Benton and Washington counties has increased 3.5% over the past ten years and the average salary has also increased 2.3% over the same timeframe. The median salary in northwest Arkansas is \$54,600 with a forecasted annual growth of 1.8%.

Based on the results of an Employer Needs Survey sent out to local employers, there are currently 139 Medical Laboratory Technician positions in northwest Arkansas of which 17 positions are unfilled. Employers project approximately 30 job openings in the next 2-5 years. Employers state wages range from \$23/hour to \$32/hour.

Program Expenditures and Funding

Personnel expenses include one full-time faculty member (Program Director) hired at a salary of approximately \$74,000. Instructional equipment and resources will require an immediate expenditure of \$55,500, and \$25,500 annually thereafter. A facility

renovation at \$15,000 is also planned. Other expenditures include the hiring of a curriculum designer at a cost of \$30,600 and anticipated accreditation expenses of \$2,500.

Funding for the proposed program will come from tuition and fees. A differential tuition for the professional curriculum for NWACC is set at \$127.00 per credit hour as opposed to the \$91 per credit hour for general education courses. Students will pay a \$20 per credit hour Health Professions Technology fee as well as a \$150 per course fee for lab equipment and supplies. Students also pay a \$20/year insurance fee for malpractice insurance.

Program Duplication

Arkansas public institutions offering similar programs are Arkansas State University Beebe, Cossatot Community College of the University of Arkansas, North Arkansas College, National Park College, and Phillips Community College of the University of Arkansas.

Program Learning Outcomes

- Demonstrate an understanding of the underlying scientific principles of laboratory testing, including technical, procedural, and problem-solving aspects. Recognize the importance of proper test selection, causes of discrepant test results, deviations of test results, and correlation of abnormal data with pathologic states.
- Perform proficiently in the full range of clinical laboratory tests in areas such as hematology/hemostasis, clinical chemistry, immunohematology/transfusion medicine, microbiology, serology/immunology, urine and body fluid analysis, and molecular and other emerging diagnostics. Identify and troubleshoot pre-analytical, analytical, and post-analytical components of the testing process. Play a role in the development and evaluation of new test systems and interpretative algorithms.
- Communicate effectively, orally and in writing, at a level sufficient to serve the needs of patients, the public, and members of the healthcare team. Demonstrate scientific literacy by finding, interpreting, critically analyzing, scientific literature to inform decision making for the benefit of the profession and the patient community.
- Engage in the scientific process by understanding the principles and practices of clinical study design, implementation, and dissemination of results.
- Effectively apply educational methodologies and terminology at a level to train/educate users and providers of laboratory services.
- Apply safety and governmental regulations and standards in clinical laboratory science. Apply knowledge of principles and practices of administration and supervision as applied to clinical laboratory science to improve the efficiency of the workplace as well as contribute to quality assurance/quality improvement plans and collaborative healthcare teams to ensure quality healthcare delivery to the community.
- Apply the principles and practices of professional and ethical conduct to ensure the safe and ethical treatment of all patients. Recognize the significance of continuing professional development and development of a professional community.

Program Enrollment and Graduation Projections

Academic Year	Projected Enrollment	Projected Graduates
2025 – 2026	16	15
2026 – 2027	16	15
2027 – 2028	16	15
2028 – 2029	16	15
2029 – 2030	16	15

Program CurriculumPrerequisites – 33-34 credit hours

ENGL 1013	English Composition I
BIOL 2214	Anatomy & Physiology I
MBIO 2014	Microbiology
MATH 1023	College Algebra
AHSC 1303	Phlebotomy
CHEM 1074	Fundamentals of Chemistry OR
CHEM 1104	College Chemistry I
CISQ 1103	Intro to Computer Information Systems OR
HIM 1123	Electronic Health Records
PSYC 2003	General Psychology OR
SOCI 2033	General Sociology
ENGL 1023	English Composition II OR
<i>ENGL 1033</i>	<i>Technical Composition II</i>
BIOL 1544	Principles of Biology OR
BIOL 1013	Introduction to Anatomy and Physiology

Professional Courses – 37 credit hours

<i>CMLT 2002</i>	<i>Orientation to Clinical Laboratory Science</i>
<i>CMLT 2013</i>	<i>Clinical Urinalysis & Body Fluids</i>
<i>CMLT 2114</i>	<i>Clinical Microbiology I</i>
<i>CMLT 2105</i>	<i>Clinical Practicum I</i>
<i>CMLT 2024</i>	<i>Clinical Chemistry</i>
<i>CMLT 2032</i>	<i>Clinical Immunology</i>
<i>CMLT 2133</i>	<i>Clinical Microbiology II</i>
<i>CMLT 2203</i>	<i>Clinical Practicum II</i>
<i>CMLT 2123</i>	<i>Clinical Hematology & Hemostasis</i>
<i>CMLT 2143</i>	<i>Clinical Immunohematology</i>
<i>CMLT 2305</i>	<i>Clinical Practicum III</i>

Italics = New Courses

**ROLE AND SCOPE CHANGE
DOCTOR OF PHILOSOPHY IN FOREST RESOURCES
UNIVERSITY OF ARKANSAS MONTICELLO**

The following resolution is presented to the Arkansas Higher Education Coordinating Board for consideration:

RESOLVED, That the Arkansas Higher Education Coordinating Board approves the role and scope change for University of Arkansas Monticello (UAM) to offer the Doctor of Philosophy in Forest Resources (CIP 03.0506), effective Summer 2025. Program continuation contingent on Higher Learning Commission accreditation/recognition of doctoral degrees at UAM.

FURTHER RESOLVED, That the Coordinating Board instructs the Commissioner of the Arkansas Division of Higher Education to inform the Chancellor of the University of Arkansas Monticello and the Chair of the Board of Trustees of the University of Arkansas System of the conditions of the role and scope approval for the offering of doctoral degree programs.

**ROLE AND SCOPE CHANGE
DOCTOR OF PHILOSOPHY IN FOREST RESOURCES
UNIVERSITY OF ARKANSAS MONTICELLO**

Role and Scope Review Process

Arkansas Higher Education Coordinating Board (AHECB) policy outlines the process institutions must follow in order to request a change in the degree level approved by the AHECB, and the process to be followed during the review and consideration of that request. The process for AHECB consideration and action was amended by the Coordinating Board at its meeting on April 25, 2014.

Role and Scope Change Review

The University of Arkansas at Monticello (UAM) proposes a change to its role and scope to include the offering of doctoral programs with the Doctor of Philosophy in Forest Resources as its inaugural program. UAM is uniquely positioned to offer this degree as the only four-year institution in Arkansas with a Forestry program. UAM's program offerings currently include degrees in Forestry at the Associate, Bachelor, and Master levels.

Program Description

The proposed Doctor of Philosophy in Forest Resources will increase the state's forestry and natural resources scientific workforce, and importantly, do so through applied, in-depth education and research on Arkansas forestry and natural resource issues. Given that Arkansas has never offered a Ph.D. in forest resources, it has been entirely reliant on doctoral programs of other states. This doctoral program will be offered by UAM's College of Forestry, Agriculture, and Natural Resources (CFANR). The CFANR also houses the Arkansas Forest Resources Center of the University of Arkansas System Division of Agriculture which provides funding for research that bolsters the ability of the CFANR to deliver the program.

The proposed Ph.D. in Forest Resources will require 72 post-baccalaureate credit hours, of which a minimum of 48 hours will be coursework and up to 24 hours of credit for research/dissertation preparation and defense. Additionally, the degree requirements include the completion of an entrance seminar, comprehensive exams, a dissertation, one semester of instruction of a lower-level undergraduate course or lab, and a dissertation defense. Over the first five years, UAM expects to enroll at least fourteen students into the proposed doctoral program.

Existing resources, facilities, research equipment, and funding will be used to support the offering of this proposed doctoral program. No new faculty will be required as the CFANR has 20 faculty members with diverse expertise in forestry, wildlife ecology, ecology, economics, and biometrics to deliver this program.

Program Need

For the past several decades, forests and the forest industry have contributed substantially to the economic well-being of rural Arkansas and have had a significant cultural influence. Arkansas is the second most timber dependent economy among states in the U.S. and the most timber dependent economy in the southern United States. Arkansas has been completely reliant on Ph.D. programs in forest resources from other states to supply its forestry and natural resources scientific workforce.

UAM has become increasingly aware of this need and demand through direct contacts from the forestry industry and the institution's supporters in the Forestry Caucus of the Arkansas state legislature. The institution has also become aware through its increasing challenges in filling positions requiring a Ph.D. in forest resources for its own program, and frequent contacts from peer universities and agencies at the federal and state seeking graduates of Ph.D. in Forest Resources programs.

Labor market information provided by ADHE indicated that forestry and conservation post-secondary teaching positions, research and development careers in life sciences, and professional scientific technical services as career paths associated with graduates with a Doctor of Philosophy in Forest Resources. Each of these career paths are anticipated to have approximately 1% annual job growth at the state and national levels over the next 10 years. Average salaries range from \$76,000 to \$82,000. This salary range is 12-19% higher than the national salary average and 46-58% higher than the Arkansas salary average, according to the 2023 Arkansas Labor Market and Economic Report.

Program Expenditure and Funding

No new costs are associated with the offering of the proposed program. Administrative, instructional, and faculty resources used to deliver current programs in natural resources management, forestry, agriculture, and wildlife management are adequate for delivery of the proposed program.

Tuition and fees from students will be the key source of funding for the program. Additionally, UAM has received a \$16.8 million appropriation from the Arkansas legislature for the construction of the Arkansas Forest Health Research Center, under the CFANR and the Arkansas Forest Resources Center of the U of A System Division of Agriculture. The CFANR/Arkansas Forest Resources Center has also recently joined the Southeast Climate Adaptation Science Center, a consortium of universities of the Southeast U.S. that receives recurring funding from U.S. Geologic Survey for forestry and wildlife research and outreach responding to climate trends. This membership enhances the unit's funding opportunities for Ph.D. assistantships in service of this program.

Program Duplication

There are no other active programs similar to the proposed program in the state of Arkansas.

Program Learning Outcomes

Upon completion, a graduate should:

1. Have an advanced understanding of principles relating to forest sciences, natural resource management, spatial sciences, or wildlife ecology and management.
2. Have an advanced understanding of natural resource issues and topics pertinent to an individual’s program of study and career goals and be able to apply this knowledge in the decision-making process.
3. Be able to apply the scientific method in designing, implementing, analyzing, interpreting and integrating studies related to forest resource management problems and issues.
4. Be able to communicate effectively using written and oral communication skills in technical and non-technical settings.
5. Have excellent decision-making and critical thinking skills.

Program Enrollment and Graduation Projections

Academic Year	Projected Enrollment	Projected Graduates
2025 - 2026	2	
2026 - 2027	5	
2027 - 2028	7	
2028 - 2029	11	2
2029 - 2030	13	5

Program Curriculum

Required Courses – 9 credit hours

- NREM 51003 Research Methods in Natural Resources
- NREM 51103 Applied Predictive Statistics
- NREM 51203 Applied Comparative Statistics

Electives Courses – 39 credit hours from the following

- NREM 5020V Special Topics (variable credit)
- NREM 50303 Applications in Recreational Farm Management
- NREM 51303 Decision Making in Natural Resources Management
- NREM 51403 Recreational Land & Lodge Management
- NREM 52003 Social Aspects of Natural Resource Management
- NREM 52203 Natural Resources Ecology
- NREM 52403 Wetlands Ecology and Management
- NREM 52903 Contemporary Issues in Natural Resource Conservation
- NREM 5790V Research and Thesis (variable credit)
- NREM 5890V Independent Study in Natural Resources (variable credit)
- NREM 51603 Advanced GIS
- NREM 51003 Forest Finance
- NREM 52003 Forest Operations and Supply Chain Management
- NREM 50603 Forest Appraisals
- NREM 54003 Leadership in a Forest Business

NREM 5980V	Independent Study in Forest Business
NREM 53003	Forest Products Marketing
NREM 55003	Life Cycle Assessment of Forest Products
<i>NREM 5XXX3</i>	<i>Forest Economics and Modeling</i>
<i>NREM 5XXX3</i>	<i>Forest Business and Human Resources</i>
<i>NREM 5XXX3</i>	<i>Forest Taxes</i>
<i>NREM 5XXX3</i>	<i>Forest Business Legal Issues</i>
<i>NREM 5XXX3</i>	<i>Forest Operations Research</i>
<i>NREM 5XXX3</i>	<i>Data Analysis for Forest Business</i>
<i>NREM 5XXX4</i>	<i>Advanced Silviculture</i>
<i>NREM 5XXX3</i>	<i>Forest Ecology and Tree Ecophysiology</i>
<i>NREM 5XXX3</i>	<i>Advanced Forest Management</i>
BIOL 50134	Waterfowl Ecology
BIOL 50234	Herpetology for Graduate Students
BIOL 51434	Mammalogy for Graduate Students
BIOL 53434	Ornithology
SPCH 50003	Advanced Argumentation & Debate
SPCH 51103	Professional Behavior
STAN 52103	Critical & Textual Research Methods
STAN 53803	Research Methods for Forensics
STAN 54103	Qualitative Research Methods
STAN 54203	Quantitative Research Methods
COMM 5905V	Special Topics (variable credit)
COMM 5995V	Independent Study (variable credit)

Additional Requirements

Completion of the following:

1. Entrance Seminar
2. Instruction of a lab or course for undergraduate course for one semester
3. Comprehensive written and oral candidacy exams
4. Dissertation
5. Dissertation defense and exit seminar

Italics = New Courses

**ARKANSAS PUBLIC INSTITUTIONS
LETTERS OF NOTIFICATION**

The Commissioner of the Arkansas Division of Higher Education (ADHE) has approved the following program requests since the October 2024 AHECB meeting. According to AHECB policy, program actions approved by the ADHE Commissioner must be included on the AHECB meeting agenda prior to initiation and may require further review by the Coordinating Board.

Arkansas Northeastern College – Page 4

Title Change of Existing Program

Arkansas State University – Pages 4-5

Existing Program Offered at Existing Off-Campus Location

New Certificate

Program Deletion

Arkansas State University Beebe – Pages 5-6

New Option, Concentration, Emphasis, or Minor

Arkansas State University Newport – Pages 6-7

Curriculum Revision

Deletion of Existing Administrative/Organizational Unit

Reorganization of Existing Administrative/Organizational Unit

New Administrative/Organizational Unit

Arkansas State University Three Rivers – Page 7

Program Reconfiguration

Arkansas Tech University – Pages 7-14

Curriculum Revision

Deletion of Option, Concentration, Emphasis, or Minor

New Certificate

New Option, Concentration, Emphasis, or Minor

Program Deletion

Program Inactivation

Title Change of Existing Program

Arkansas Tech University Ozark – Page 14

Existing Program Offered at Existing Off-Campus Location

New Certificate

Black River Technical College – Pages 14-15

New Certificate

Cossatot Community College of the University of Arkansas – Pages 15-16

Approved Degree Programs List Corrections
Curriculum Revision
Program Inactivation

East Arkansas Community College – Pages 16-20

Curriculum Revision
New Certificate
New Option, Concentration, Emphasis, or Minor
Program Deletion
Program Reconfiguration

Northwest Arkansas Community College – Pages 20-21

New Certificate

South Arkansas College – Pages 21-23

CIP Code Change of Existing Program
Curriculum Revision
New Certificate
New Option, Concentration, Emphasis, or Minor

Southern Arkansas University Magnolia – Page 23

Program Deletion

University of Arkansas Community College Batesville – Pages 23-24

Approved Degree Programs List Corrections
Program Inactivation

University of Arkansas Community College Morrilton – Page 24

Existing Program Offered at Existing Off-Campus Location

University of Arkansas Community College Rich Mountain – Page 24

CIP Code Change of Existing Program

University of Arkansas – Pages 25-28

Deletion of Off-Campus Location
Deletion of Administrative/Organizational Unit
Existing Program Offered by Distance Education
Program Deletion
Program Reconfiguration

University of Arkansas for Medical Sciences – Pages 28-31

Curriculum Revision
New Option, Concentration, Emphasis, or Minor

University of Arkansas Pulaski Technical College – Pages 31-33

Curriculum Revision

Curriculum Revision, CIP Code Change of Existing Program, Title Change of Existing Program

Program Reactivation

Title Change of Existing Program

University of Central Arkansas – Pages 33-35

CIP Code Change of Existing Program

Title Change for Existing Program

New Option, Concentration, Emphasis, or Minor

LETTER OF NOTIFICATION DESCRIPTIONS

Arkansas Northeastern College

Title Change of Existing Program

Certificate of Proficiency in Welding Technology (CIP 48.0508; DC 4905; 16 credit hours) changed to Certificate of Proficiency in Shielded Metal Arc Welding (SMAW) (CIP 48.0508; DC 4905; 16 credit hours; Spring 2025)

Arkansas State University

Existing Program Offered at Existing Off-Campus Location

Bachelor of Science in Data Science and Data Analytics (CIP 30.3001; DC 5000; 120 credit hours; 100% online) offered at the approved, off-campus location effective Fall 2025:

ASU Campus Querétaro km 17.5 Estatal 100, Colón, Querétaro, Mexico

Bachelor of Science in Engineering Management Systems (CIP 15.1501; DC 4050; 120 credit hours; 100% online) offered at the approved, off-campus location effective Fall 2025:

ASU Campus Querétaro km 17.5 Estatal 100, Colón, Querétaro, Mexico

New Certificate

Certificate of Proficiency in Geographic Information Systems (CIP 45.0702; DC 1462; 15 credit hours; 100% online; Fall 2025)

- GIS 2003 Introduction to GIS and Precision Agriculture
- GIS 3503 Geospatial Data Applications
- GIS 3543 Fundamentals of GIS/GPS
- GIS 4543 Understanding Geographic Information Systems

Choose one of the following:

- GIS 4573 Python Scripting for GIS
- GIS 4743 Principles of Cartography
- GIS 4773 Remote Sensing

Certificate of Proficiency in Livestock Business Management (CIP 01.0101; DC 3483; 18 credit hours; Fall 2025)

- AGEC 4073 Agricultural Business Management
- AGEC 4113 Livestock and Poultry Economics
- ANSC 1613 Introduction to Animal Science
- ANSC 3613 Nutritional Management of Animals

Choose one of the following:

- AGEC 1003 Introduction to Agricultural Business
- ECON 2313 Principles of Macroeconomics
- ECON 2323 Principles of Microeconomics

Choose one of the following:

- ANSC 3663 Small Ruminant Production

ANSC 3703	Poultry Production
ANSC 4613	Horse Production
ANSC 4623	Beef Cattle Production

Program Deletion

transitional Master of Science in Nutrition and Dietetics (CIP 51.3101; DC 5194; 36 credit hours; 100% online; Spring 2025)

Arkansas State University Beebe**New Option, Concentration, Emphasis, or Minor**

Associate of Fine Arts in Fine Arts: Music track (CIP 50.0101; DC 1600; 60 credit hours; 50% online; Fall 2024)

University Requirement – 1-3 credit hours

UNIV 1001 Principles of Academic Success I OR

UNIV 1003 Principles of Academic Success III

General Education – 25 credit hours

ENG 1003 Freshman English I

ENG 1013 Freshman English II

ART 2503 Fine Arts-Visual

THEA 2503 Fine Arts-Theatre

MATH 1043 Quantitative Literacy (or higher)

Life Science – 4 credit hours

U.S. History/Government – 3 credit hours

SOC 2213 Principles of Sociology OR

PSY 2013 Introduction to Psychology

Fine Arts Music Core – 23 credit hours

MUS 1000 Recital Attendance (4 semesters)

MUS 1201 Class Piano I

MUS 1211 Class Piano II

MUS 1411 Ear Training I

MUS 1421 Ear Training II

MUS 1413 Music Theory I

MUS 1423 Music Theory II

MUS 2201 Class Piano III

MUS XXX2 Applied Instruction I

MUS XXX2 Applied Instruction II

MUS XXX2 Applied Instruction III

MUS XXX2 Applied Instruction IV

MUS 1901 Symphonic Band I OR

MUS 1791 The Singers I

MUS 1911 Symphonic Band II OR

MUS 1891 The Singers II

MUS 2901 Symphonic Band III OR

MUS 2791 The Singers III

MUS 2911 Symphonic Band IV OR

MUS 2891 The Singers IV

Music Industry Courses – 12 credit hours

MUS 2563	Rock Music History
MUS 2573	Music Commerce
MUS 2583	Principles of Song Writing
MUS 2593	Recording & Music Technology

Arkansas State University Newport

Curriculum Revision

Certificate of Proficiency in Culinary Arts (CIP 12.0504; DC 1120; 15 credit hours) changed to Certificate of Proficiency in Culinary Arts (CIP 12.0504; DC 1120; 12 credit hours; Spring 2025)

Deleted Courses

ENG 1203	Workplace Essentials or higher-level English
CA 1053	Bar and Beverage Management

Added Courses

CA 1263	Nutrition
---------	-----------

Deletion of Existing Administrative/Organizational Unit

Arkansas State University Technical Center in Marked Tree (Department Code 2760; Summer 2025 (7/1/2025))

Department of Computer Systems Technology (Department Code 1045; Summer 2025 (7/1/2025))

Division of Applied Arts (Department Code 2490; Summer 2025 (7/2/2025))

Division of Continuing Education (Department Code 2610; Summer 2025 (7/1/2025))

Division of English & Fine Arts (Department Code 2660; Summer 2025 (7/1/2025))

Learning Center (Department Code 3150; Summer 2025 (7/1/2025))

Reorganization of Existing Administrative/Organizational Unit

Division of Education & Social Sciences (Department Code 2640) changed to Division of Liberal Arts and Social Sciences (Department Code 2640; Summer 2025 (7/1/2025))

Division of Mathematics & Science (Department Code 2750) changed to Division of Science, Technology, Engineering, and Mathematics (Department Code 2750; Summer 2025 (7/1/2025))

Division of Occupational Education (Department Code 2800) changed to Division of Applied Sciences (Department Code 2800; Summer 2025 (7/1/2025))

New Administrative/Organizational Unit

Division of Nursing and Allied Health (Department Code 2775; Summer 2025 (7/1/2025))

Department of Workforce Development (Department Code 2975; Summer 2025
(7/1/2025))

Arkansas State University Three Rivers

Program Reconfiguration

Associate of Applied Science in Management (CIP 52.0101; DC 0201; 60-61 credit hours; 80% online) reconfigured to create the Technical Certificate in General Business (CIP 52.0101; DC 2785; 30 credit hours; 60% online; Spring 2025)

BOIS 1003	Introduction to Business
DATA 1123	Fundamentals of Information Technology (FIT)
ENGL 1113	English Composition I
MATH 1143	College Algebra OR
MATH 1163	Quantitative Literacy
MGMT 1113	Principles of Management
BOIS 2303	Business Communications
GBUS 1343	Financial Basics
GBUS 1333	Introduction to Business Analytics
MKTG 2113	Introduction to Marketing
Elective	

Arkansas Tech University

Curriculum Revision

Graduate Certificate in P-12 Building Level Administration (CIP 13.0401; DC 6552; 27 credit hours; 100% online) changed to Graduate Certificate in P-12 Building Level Administration (CIP 13.0401; DC 6552; 24 credit hours; 100% online; Summer 2025)

Deleted Course

EDLD 6203	Education and Society, Continuities and Discontinuities
-----------	---

Graduate Certificate in Advising Certificate (CIP 13.1102; DC 5751; 15 credit hours; 100% online) changed to Graduate Certificate in Advising Certificate (CIP 13.1102; DC 5751; 12 credit hours; 100% online; Summer 2025)

Deleted Courses

SAA 6283	Advising Practicum
SAA 6153	Advising Student Groups

Added Course

SAA 6283	Advising Practicum OR
SAA 6153	Advising Student Groups

Graduate Certificate in Teaching English to Speakers of Other Languages (TESOL) (CIP 13.1401; DC 4335; 15 credit hours; 100% online) changed to Graduate Certificate in Teaching English to Speakers of Other Languages (TESOL) (CIP 13.1401; DC 4335; 12 credit hours; 100% online; Summer 2025)

Deleted Course

TESL 6003	Linguistics for ESL Teachers
-----------	------------------------------

Master of Education in Teaching, Learning, and Leadership (CIP 13.9999; DC 3975; 31* credit hours; 100% online) changed to Master of Education in Teaching, Learning, and Leadership (CIP 13.9999; DC 3975; 31 credit hours; 100% online; Summer 2025)

**Original credit-hour total listed incorrectly on Approved Programs List*

Deleted Course

MTLL 6223 Teaching and Learning for the Master Teacher

Added Course

MTLL 6113 Action Research (optional)

Master of Science in Emergency Management & Homeland Security (CIP 43.0302; DC 6490; 36 credit hours; 100% online) changed to Master of Science in Emergency Management & Homeland Security (CIP 43.0302; DC 6490; 30 credit hours; 100% online; Summer 2025)

Deleted Courses

EMHS 6933 Research I

EMHS Elective (3 credit hours)

Master of Science in Higher Education and Student Affairs (CIP 13.0406; DC 5615; 36 credit hours; 100% online) changed to Master of Science in Higher Education and Student Affairs (CIP 13.0406; DC 5615; 30 credit hours; 100% online; Summer 2025)

Deleted Courses

SAA 6023 Introduction to Student Affairs

SAA 6083 Practicum I OR

SAA 6283 Advising Practicum

Deletion of Option, Concentration, Emphasis, or Minor

Bachelor of Science in Applied Statistics: Actuarial Science option (CIP 27.0599; DC 4565; 120 credit hours; Spring 2027 (1/18/2027))

Bachelor of Science in Applied Statistics: Data Science option (CIP 27.0599; DC 4565; 120 credit hours; Spring 2027 (1/18/2027))

Bachelor of Science in Chemistry: Environmental option (CIP 40.0501; DC 2350; 120 credit hours; Spring 2027 (1/18/2027))

Bachelor of Science in Geosciences: Environmental option (CIP 40.0601; DC 2660; 120 credit hours; Fall 2025 (8/11/2025))

Bachelor of Science in Geosciences: Petroleum option (CIP 40.0601; DC 2660; 120 credit hours; Fall 2025 (8/11/2025))

Bachelor of Science in Geosciences: Professional option (CIP 40.0601; DC 2660; 120 credit hours; Fall 2025 (8/11/2025))

Master of Arts in English: Teaching English as a Second Language option (CIP 23.0101; DC 5310; 30 credit hours; Fall 2026 (8/10/2026))

New Certificate

Certificate of Proficiency in Coaching Travel Team and Recreational Sport (CIP 31.0504; DC 0726; 6 credit hours; Summer 2025)

PE	3413	Coaching Theory
PE	4513	Organization and Administration of Athletics and Physical Activity

Graduate Certificate in Instructional Technology Library Media Specialist K-12 (CIP 13.0501; DC 5765; 21 credit hours; 100% online; Summer 2025)

EDMD	6233	Administration of Media Programs
EDMD	6433	Practicum in Educational Media
LBMD	6003	Collection Development and Management
LBMD	6023	Classification and Cataloging
LBMD	6033	The Instructional Role of the Library Media Specialist
LBMD	6403	Literature for Children and Young Adults
LBMD	6503	School Librarian: Leadership and Collaboration

Certificate of Proficiency in Coaching, Strength, and Conditioning (CIP 31.0505; DC 1351; 15 credit hours; Summer 2025)

HES	2013	Weight Training for Personal Trainers, High School Athletics and Strength Coaching
HES	2023	Endurance Programming and Conditioning
HES	2043	Applied Fitness Assessment and Development
HES	3013	Coaching Power, Speed, and Agility
HES	4023	Principles of Strength and Conditioning

Certificate of Proficiency in Early Childhood Education (CIP 19.0706; DC 4919; 21 credit hours; 100% online; Summer 2025)

ECE	2113	Basic Child Growth and Development
ECE	2313	Foundations and Theories in Early Childhood Education
ECE	2513	Curriculum for Early Childhood Education
ECE	2613	Methods and Materials Using Developmentally Appropriate Practices and Activities for Young Children
ECE	2996	Practicum in Early Childhood Education
SPED	2023	Development and Characteristics of Diverse Learners

Graduate Certificate in College Athletic Advising (CIP 13.1102; DC 6985; 12 credit hours; 100% online; Summer 2025)

SAA	6013	College Athletes
SAA	6163	Academic Advising
SAA	6033	Student Development Theory OR
SAA	6073	Counseling
SAA	6083	Practicum I OR
SAA	6283	Advising Practicum

Graduate Certificate in Educator Development and Exploration (CIP 13.0101; DC 6001; 12 credit hours; 100% online; Summer 2025)

EDFD 6503 Classroom Behavioral Management
 MAMS 5333 Teaching Reading and Study Strategies in the Content Area
 MTLT 6123 Instructional Leadership
 One 3-Hour Elective Course at the 5000 or 6000 Level

Graduate Certificate in History (CIP 54.0101; DC 1505; 18 credit hours; 100% online; Summer 2025)

HIST 6033 Intro to Graduate Study in History
 15 additional hours in graduate-level courses in history or related field, at the discretion of the Program Director. No more than six hours of 5000-level courses or independent study courses will count towards the graduate certificate in History.

Certificate of Proficiency in Sports Media (CIP 09.0906; DC 1901; 12 credit hours; 25-50% online; Summer 2025)

COMM 4043 Sports Communication
 JOUR 2511 Sports Media Practicum
 JOUR 2521 Sports Media Practicum
 JOUR 3283 Digital Media Production
 JOUR 3583 Sports Reporting

1 additional hour of practicum (Print, Broadcast, or Multimedia---Jour
 1411, 1421, 1811, 1821, 1911, 1921, 2411, 2421, 2811, 2821, 2911, 2921,
 3411, 3421, 3811, 3821, 3911, 3921, 4411, 4421, 4811, 4821, 4911, or 4921)

New Option, Concentration, Emphasis, or Minor

Bachelor of Science in Health & Exercise Science: Public Health option (CIP 31.0505; DC 2495; 120-122 credit hours; Summer 2025)

AHS 2013 Medical Terminology
 BIOL 1014 Introduction to Biological Science
 COMM 2003 Public Speaking OR
 COMM 2173 Business and Professional Speaking
 ENGL 1013 Composition I
 ENGL 1023 Composition II
 HLED 4303 Methods and Materials in Health for Grades K-12
 HES 4012 Health and Exercise Science Internship
 HIM 3023 Introduction to Health Information Management
 HIM 3162 Health Data and Statistics
 HIM 4063 Organization and Administration
 HIM 4153 Principles of Disease
 HLED 1513 Lifetime Health and Fitness
 HLED 3203 Consumer Health Programs
 HLED 4403 Sport and Exercise Nutrition
 MATH 1113 College Algebra
 PE 1201 Orientation to Health, PE, and Wellness Science
 PE 2653 Anatomy and Physiology
 PE 3543 Motor Development and Lifespan Applications in Pedagogy
 PE 3661 Laboratory Experiences in Anatomy/Physiology and Kinesiology

PHSC 1XX4 Physical Science with Lab
 POLS 2003 American Government
 PSY 2003 General Psychology
 PSY 3063 Developmental Psychology
 RS 2003 Introduction to Rehabilitation Science
 RS 3133 Diversity and Inclusion in Human Service Settings
 SEED 2113 Human Development and Learning Theories
 SOC 1003 Introduction to Sociology
 SOC 2033 Social Problems
 SOC 3013 Psychosocial Aspects of Death and Dying
 SOC 4013 Drugs in Society
 SOC 4183 Social Gerontology
 SPED 2023 Development and Characteristics of Diverse Learners
 Fine Arts/Humanities – 6 credit hours
 Electives – 12 credit hours

Bachelor of Science in Health & Exercise Science: Coaching Athletics and Physical Activity option (CIP 31.0505; DC 2495; 120-122 credit hours; Summer 2025)

BIOL 1014 Introduction to Biological Science
 BIOL 2014 Human Anatomy
 COMM 2003 Public Speaking
 ENGL 1023 Composition II
 ENGL 1013 Composition I
 Fine Arts/Humanities – 6 credit hours
 HES 1003 Introduction to Exercise Programming
 HES 2013 Weight Training for Personal Trainers, HS Coaches and PE
 HES 2023 Endurance Programming and Conditioning
 HES 2043 Applied Fitness Assessment and Development
 HES 3003 Exercise Prescription
 HES 3013 Coaching Power, Speed, and Agility
 HES 4023 Principles of Strength and Conditioning
 HLED 1513 Lifetime Health and Fitness
 HLED 4403 Sport and Exercise Nutrition
 MATH 1113 College Algebra
 Minor Elective OR EDMD 2013 Integrating Instructional Technology
 Minor Elective OR HLED 4303 Methods & Materials in Health K-12
 Minor Elective OR SEED 2003 Education as a Profession
 Minor Elective OR SEED 2113 Human Development and Learning Theories
 Minor Elective OR SEED 4553 Classroom Applications of Educational Psychology
 Minor Elective OR SPED 4052 Educating Diverse and Exceptional Learners
 PE 1201 Orientation to Health, Physical Education and Wellness Science
 PE 2513 First Aid
 PE 3413 Coaching Theory
 PE 3543 Motor Development and Lifespan Applications in Pedagogy
 PE 3573 Prevention and Care of Athletic Injuries
 PE 3583 Methods and Materials in PE for Kindergarten & Elem. Grades

PE 3661	Lab Experiences in Anatomy/Physiology and Kinesiology
PE 3663	Kinesiology
PE 4033	Exercise Physiology
PE 4103	Principles of Adapted Physical Activity
PE 4513	Organization and Administration of Health and Physical Education
Social Science – 6 credit hours	
US History/Government	
HES 4012	Health and Exercise Science Internship OR
SEED 4809	Residency B AND
SEED 4503	Seminar in Secondary Education

Bachelor of Science in Rehabilitation Science: Therapeutic Recreation option (CIP 51.2314; DC 1740; 120 credit hours; Summer 2025)

AHS 2013	Medical Terminology
BIOL 2004	Basic Human Anatomy and Physiology
COMM 2003	Public Speaking
ENGL 1013	Composition I
ENGL 1023	Composition II
FAH 1XXX	Fine Arts and Humanities Course
FAH 1XXX	Fine Arts and Humanities Course
MATH XXXX	Mathematics
PSY 3003	Abnormal Psychology
PSY 3813	Lifespan Development
PSY 2003	General Psychology
PSY/SOC 2063	Research Design for the Behavioral Sciences
RP/TR 3013	Inclusive Recreation
RP/TR 4073	Principles and Techniques of Therapeutic Recreation
RP/TR 4119	Mastery in Professional Practice
RP/TR 4173	Therapeutic Recreation Assessment and Documentation
RP/TR 4273	Administration and Operation of Therapeutic Recreation Programs
RP/TR 4373	Interventions in Therapeutic Recreation
RP/TR 4473	Issues and Trends in Therapeutic Recreation
RP/TR 4573	Interventions in Therapeutic Recreation II
RS 2003	Introduction to Rehabilitation Science
RS 3204	Interviewing Skills
RS 4023	Case Management Strategies
RS 4104	Service Learning in Rehabilitation Science
RS 4123	Survey of Counseling Theories
RS 4223	Ethics and Professional Development
RS 4233	Diversity and Inclusion in Human Service Settings
RS 4253	Psychopathology
RS 4003	Medical and Psychosocial Aspects of Disability
SCIL 1XXX	Science with Laboratory
SS 1XXX	Social Science Course
TECH 1001	Orientation to the University
USHG 1XXX	U.S. History and Government

Elective or Minor – 13 credit hours

Bachelor of Science in Tourism: Natural Resources Management option (CIP 52.0903; DC 3260; 120 credit hours; 25% online; Summer 2025)

BIOL 2124	Botany
COMM 2003	Public Speaking
ENGL 1013	Composition I
ENGL 1023	Composition II
ENGL 2053	Technical Writing
FAH 1XXX	Fine Arts & Humanities
FAH 1XXX	Fine Arts & Humanities
GEOG 2833	Introduction to Geographic Information Systems
GEOG 3403	GIS II - Planning Applications
MATH 1003	College Mathematics
RP 1013	Principles of Tourism
RP 1993	Basic Forest Firefighting
RP 2013	Open Space Management
RP 2023	Trail Planning and Management
RP 2033	Leadership in Experience Industries
RP 2112	Introduction to Professional Practices
RP 3023	Camp Administration
RP 3034	Master Planning for Parks and Tourism
RP 3043	Developing Professional Practice
RP 3053	Natural Resource Management
RP 3063	Outdoor Education
RP 3093	Interpretive Methods
RP 3993	Wildlife Fire Practices in Natural Resource Management
RP 4023	Tourism Research
RP 4043	Field Seminar in Interpretive Methods
RP 4053	Water Resource Development
RP 4063	Park Management
RP 4119	Mastery in Professional Practices
SCIL 1XXX	Science with Lab
SS 1XXX	Social Science Course
SS 1XXX	Social Sciences
Tech 1001	Orientation to the University
USHG 1XXX	US History/Government

Electives – 15 credit hours

Master of Arts in Teaching in Teaching: Special Education option (CIP 13.0101; DC 6740; 33 credit hours; 100% online; Summer 2025)

SPED 5003	Characteristics of Children with Exceptionalities
SPED 6033	Working with Families of Exceptional Children
EDFD 6503	Classroom Behavioral Management
MTLL 6123	Instructional Leadership for the Master Teacher
EDFD 6003	Educational Research OR

MTLL 6113	Action Research
SPED 5023	Planning Instruction for Children with Exceptionalities K-6
SPED 5053	Planning Instruction for Children with Exceptionalities 7-12
DYS 5003	Dyslexia and Other Learning Disorders
MTLL 6143	Organizational Change and the Role of the Master Teacher
SPED 5013	Assessment of Children with Exceptionalities
SPED 6063	K-12 Supervised Practicum

Program Deletion

Bachelor of Science in Mathematics (CIP 13.1311; DC 9870; 120 credit hours; Spring 2027 (1/18/2027))

Bachelor of Arts in Fine Arts (CIP 50.0701; DC 1251; 120 credit hours; Fall 2024)

Program Inactivation

Graduate Certificate in Coaching Strength and Conditioning (CIP 31.0599; DC 6860; 15 credit hours; 80% online; Fall 2027)

Master of Science in Kinesiology, Strength, and Conditioning (CIP 31.0599; DC 6306; 33 credit hours; 100% online; Fall 2027)

Title Change of Existing Program

Bachelor of Science in Health & Physical Education (CIP 13.1314; DC 2680; 120-123 credit hours) changed to Bachelor of Science in Coaching Athletics and Physical Activity (CIP 13.1314; DC 2680; 120-123 credit hours; Summer 2025)

Arkansas Tech University Ozark

Existing Program Offered at Existing Off-Campus Location

Associate of Applied Science in Paramedic/Emergency Medical Services (CIP 51.0904; DC 0470; 60 credit hours; 75% online) offered at the approved, off-campus location effective Summer 2025:

Morton Hall 1700 West C Street, Russellville, AR 72801

New Certificate

Certificate of Proficiency in Fundamentals of Small Business Management (CIP 52.0701; DC 1655; 12 credit hours; 100% online; Summer 2025)

BST 2023	Organizational Leadership
BST 2143	Introduction to Management
BST 2513	Introduction to Human Resources Management
<i>BST XXXX</i>	<i>Fundamentals of Small Business Operations</i>

Italics = New Course

Black River Technical College

New Certificate

Certificate of Proficiency in Law Enforcement Leadership and Administration (CIP 43.0199; DC 1430; 9 credit hours; Spring 2025)

LETA XXXX Law Enforcement Leadership (CRIM 2043/CRIM 1002)

LETA XXXX Jail Administration (CRIM 1001)

CRIM 2223 Jailer's Course

Italics = New Courses

Certificate of Proficiency in Law Enforcement Patrol (CIP 43.0199; DC 0716; 6 credit hours; Spring 2025)

LETA XXXX Law Enforcement Patrol (CRIM 2241/CRIM 1053)

Italics = New Course

Certificate of Proficiency in Law Enforcement Instructor (CIP 43.0199; DC 0721; 7 credit hours; Spring 2025)

CRIM 2203 Law Enforcement Instructor Development

CRIM 2212 Law Enforcement Firearms Instructor

CRIM 2222 Law Enforcement FTO

Certificate of Proficiency in Law Enforcement Technical Skills (CIP 43.0199; DC 1356; 9 credit hours; Spring 2025)

LETA XXXX Firearms Skills (CRIM 1003)

CRIM 2253 Law Enforcement Criminal Investigations

CRIM 2241 Tactical Skills for Law Enforcement

LETA XXXX Response to Active Shooter (CRIM 1002)

Italics = New Courses

Cossatot Community College of the University of Arkansas

Approved Degree Programs List Corrections

Associate of Science in Agriculture (CIP 01.0000; DC 3010; 60 credit hours; 75% online) changed to Associate of Science in Agriculture (CIP 01.0000; DC 3010; 63 credit hours; 75% online; Fall 2024)

Associate of Science in STEM (CIP 30.1801; DC 3920; 60 credit hours) changed to Associate of Science in STEM (CIP 30.1801; DC 3920; 63 credit hours; Fall 2024)

Curriculum Revision

Technical Certificate in Industrial Electricity (CIP 47.0105; DC 4625; 33 credit hours) changed to Technical Certificate in Industrial Electricity (CIP 47.0105; DC 4625; 34 credit hours; Fall 2024)

Deleted Course

TECH 12073 Technical Success Strategies

Added Course

TECH 12074 Technical Success Strategies

Technical Certificate in Industrial Technology (CIP 47.0303; DC 4615; 37 credit hours) changed to Technical Certificate in Industrial Technology (CIP 47.0303; DC 4615; 38 credit hours; Fall 2024)

Deleted Course

TECH 12073 Technical Success Strategies

Added Course

TECH 12074 Technical Success Strategies

Technical Certificate in Welding (CIP 48.0508; DC 4900; 29 credit hours) changed to Technical Certificate in Welding (CIP 48.0508; DC 4900; 30 credit hours; Fall 2024)

Deleted Course

TECH 12073 Technical Success Strategies

Added Course

TECH 12074 Technical Success Strategies

Associate of Applied Science in Occupational Therapy Assistant (CIP 51.0803; DC 0725; 82 credit hours) changed to Associate of Applied Science in Occupational Therapy Assistant (CIP 51.0803; DC 0725; 77 credit hours; Fall 2024)

Deleted Courses

PSCY 2003 Psychology

PSCY 2303 Abnormal Psyche

ENGL 1123 Comp II

OTA 2103 Therapeutic Activities I

OTA 2203 Therapeutic Activities II

Added Courses

OTAP 21104 Therapeutic Activities I

OTAP 22004 Therapeutic Activities II

OTA XXXXX *Special Procedures (2 credit hours)*

Italics = New Course

Program Inactivation

Associate of Applied Science in Cybersecurity (CIP 11.1003; DC 3335; 60 credit hours; Fall 2024)

East Arkansas Community College

Curriculum Revision

Certificate in General Studies (CIP 24.0101; DC 0910; 31 credit hours; 100% online) changed to Certificate in General Studies (CIP 24.0101; DC 0910; 31 credit hours; 100% online; Fall 2025)

Added Optional Courses

EDN 2193 Educational Technology

CJS 2093 Using Technology in Criminal Justice

New Certificate

Certificate of Proficiency in Trailer Brakes and Suspension (CIP 47.0613; DC 0321; 8 credit hours; Spring 2025)

- DST 1004 Introduction to Diesel Engines
- DST 1012 Brakes and ABS
- DST 1102 Trailer Suspension and Brakes

Certificate of Proficiency in Collision Repair as a Small Business (CIP 52.0703; DC 1575; 17 credit hours; Fall 2025)

- BUS 1003 Introduction to Business OR
- ETR 1003 Introduction to Entrepreneurship
- BUS 1133 Introduction to Accounting or higher
- ABR 2905 Related Body Repair

Choose two of the following:

- ABR 1103 Basic Metal Repair I
- ABR 1203 Body and Frame Alignment
- ABR 1303 Painting and Estimating I

Certificate of Proficiency in Structural Repair – Automotive (CIP 47.0603; DC 0316; 8 credit hours; Spring 2025)

- ABR 1103 Basic Metal Repair I
- ABR 1203 Body and Frame Alignment I
- ABR 1202 Application Lab I

Certificate of Proficiency in Refrigeration (CIP 47.0201; DC 0805; 6 credit hours; Spring 2025)

- RHA 1103 Intro to Air Conditioning OR
- MAS 1503 Domestic Refrigeration
- RHA 1303 Tubing, Pipe, and Brazing

Certificate of Proficiency in Industrial Supervision (CIP 52.0205; DC 1571; 12 credit hours; Spring 2025)

- BUS 1063 Computer Fundamentals
- SFT 1063 Industrial Loss Prevention
- BUS 1803 Contemporary Issues in Supervision OR
- BUS 2813 Basic Management
- BUS 2033 Legal Environment of Business OR
- BUS 2863 Continuous Quality Improvement

Certificate of Proficiency in Juvenile Justice (CIP 43.0110; DC 1361; 9 credit hours; Fall 2025)

- CJS 1013 Criminal Evidence/Court Procedures
- CJS 1023 Criminal Investigation
- CJS 1053 Juvenile Delinquency

Certificate of Proficiency in Corrections (CIP 43.0103; DC 0388; 12 credit hours; Spring 2025)

- CJS 1003 Introduction to Criminal Justice
- CJS 2033 Introduction to Corrections

CJS 1073 Investigative Report Writing
 CJS 2103 Ethical Issues in the Justice Professions

Certificate of Proficiency in Criminal Investigation (CIP 43.0107; DC 1430; 9 credit hours; Spring 2025)

CJS 1013 Criminal Evidence/Court Procedures
 CJS 1023 Criminal Investigation
 CJS 2093 Using Technology in CJ OR
 CJS 2063 Crime Scene Photography

Certificate of Proficiency in Health Professions (CIP 51.0000; DC 1103; 16 credit hours; Spring 2025)

HSC 1003 Medical Terminology
 MTH 1113 College Algebra OR
 HSC 1103 Math for Healthcare Providers
 BIO 2114 Anatomy & Physiology I
 ENG 1013 English Composition
 SOC 1013 Introduction to Sociology

Technical Certificate in Community Paramedic (CIP 51.0904; DC 4520; 31 credit hours; Spring 2025)

ENG 1013 English Composition I
 BUS 1603 Computer Fundamentals
 PSY 1003 General Psychology
 SPE 1003 Introduction to Oral Communication
 MTH 1083 Technical Math OR
 MTH 1093 Mathematical Applications or higher
 BUS 2013 Technical Communications OR
 ENG 1023 English Composition II
 EMT 2017 Community Paramedic
 EMT 2016 Lab for Community Paramedic

New Option, Concentration, Emphasis, or Minor

Associate of Applied Science in Nursing: Paramedic to RN (CIP 51.3801; DC 0710; 62 credit hours; Spring 2025)

General Education Courses – 33 credit hours

ENG 1013 English Composition I
 ENG 1023 English Composition II
 BUS 1603 Computer Fundamentals
 MTH 1113 College Algebra
 BIO 2114 Anatomy & Physiology I
 BIO 2134 Anatomy & Physiology II
 BIO 2504 Microbiology
 SOC 1013 Introduction to Sociology OR
 SOC 2043 Anthropology
 PSY 1003 General Psychology

PSY 2003	Developmental Psychology
<u>Nursing Courses</u> – 25 credit hours	
NUR 1804	Role Transitions for Paramedics
NUR 1800	Clinical Applications for Role Transitions for Paramedics
NUR 2043	Mental Health Nursing
NUR 2040	Clinical Applications for Mental Health Nursing
NUR 2134	Med Surg Nursing II
NUR 2130	Clinical Applications for Med Surg Nursing II
NUR 2164	Maternal Child Nursing
NUR 2160	Clinical Applications for Maternal Child Nursing
NUR 2243	Nursing Concepts and Intervention
NUR 2254	Med Surg Nursing III
NUR 2250	Clinical Applications for Med Surg III
NUR 2263	Nursing Leadership and Management
NUR 2260	Clinical Applications for Nursing Leadership and Management

Program Deletion

Associate of Applied Science in Information Technology Systems (CIP 11.1006; DC 3521; 60 credit hours; Spring 2026)

Program Reconfiguration

Associate of Arts in General Education (CIP 24.0102; DC 0050; 60 credit hours; 100% online) reconfigured to create Associate of General Studies (CIP 24.0102; DC 0890; 60 credit hours; Spring 2025)

ENG 1013	English Composition I
ENG 1023	English Composition II
BUS 1603	Computer Fundamentals OR
EDN 2193	Educational Technology OR
CJS 2093	Using Technology in Criminal Justices OR
WFC 1003	Workforce Technology OR
EHS 1003	Introduction to Environmental Technology
MTH 1083	Technical Mathematics OR
MTH 1113	College Algebra or higher

Social Science Elective from one of the following: SOC, PSY, PSC, HIS, GEO, or ECO
Electives – 45 credit hours

Associate of Arts in General Education (CIP 24.0102; DC 0050; 60 credit hours; 100% online) reconfigured to create Associate of Science in STEM (CIP 30.1801; DC 3920; 60-62 credit hours; Spring 2025)

General Education Core – 35 credit hours

ENG 1013	English Composition I
ENG 1023	English Composition II
ENG 2073	World Literature I OR
ENG 2083	World Literature II
MTH 1113	College Algebra or higher
SPE 1003	Introduction to Oral Communication

BIO	1014	General Biology OR
BIO	2114	Anatomy & Physiology I
PHS	1214	Physical Science OR
PHY	2114	General Physics I
MUS	1003	Music Appreciation OR
ART	1003	Art Appreciation OR
DRA	1003	Theater Appreciation
HIS	1013	Western Civilization I OR
HIS	1023	Western Civilization II
HIS	2033	U.S. History Before 1865 OR
HIS	2043	U.S. History Since 1865 OR
PSC	2003	American Government
PSY	1003	General Psychology OR
SOC	1013	Introduction to Sociology

Choose one of the following emphasis areas:

Pre-Math – 25 credit hours

MTH	1123	College Trigonometry
MTH	1213	Quantitative Literacy
MTH	2103	Introduction to Statistics
MTH	2114	Survey of Calculus
MTH	2214	Calculus I
MTH	2224	Calculus II
MTH	2234	Calculus III

Pre-Medicine – 27 hours

HSC	1003	Medical Terminology
CHE	1214	College Chemistry I
CHE	1234	College Chemistry II
BIO	2134	Anatomy & Physiology II
BIO	2504	Microbiology
BIO	1614	General Zoology
PHY	2134	General Physics II

Pre-BSN – 25 credit hours

HSC	1003	Medical Terminology
CHE	1214	College Chemistry I
MTH	2103	Introduction to Statistics
SPA	1114	Spanish I OR
FRE	1014	Elementary French I OR
GER	1014	Elementary German I
BIO	2134	Anatomy and Physiology II
PSY	2003	Developmental Psychology
BIO	2504	Microbiology

Northwest Arkansas Community College

New Certificate

Technical Certificate in Data Science and Machine Learning (CIP 30.7001; DC 2455; 25 credit hours; Fall 2025)

CISQ 1103	Introduction to Computer Information
Any college-level math course or approval by instructor	
DASC 1001	Programming for Data Science
DASC 1003	Introduction to Data Science
PROG 1003	Programming Logic I
DASC 1223	The Role of Data Science in Today's World
PROG 1403	Programming Logic II
DASC 2113	Principles and Techniques in Data Science
DASC 2213	Data Visualization and Communication

Certificate of Proficiency in Electronic Technology and Automation (CIP 15.0406; DC 1125; 12 credit hours; Fall 2025)

ELCT 1203	Electrical Skills I
ELCT 1403	Electrical Skills II
WFRB 1203	Robotics I
WFRB 1403	Robot Programming II

Certificate of Proficiency in Artificial Intelligence in the Workforce (CIP 30.7001; DC 1596; 16-18 credit hours; Fall 2025)

ENG 1033	Technical Composition
COMM 1323	Communication for the Workforce
DASC 1003	Introduction to Data Science
PHIL 2123	AI Ethics
WFAI 1203	Survey of Artificial Intelligence
Choose one of the following:	
DASC 1001	Programming for Data Science
PROG 1003	Programming Logic I
ROBT 1203	Robotics I – Introduction to Robotics

South Arkansas College

CIP Code Change of Existing Program

Associate of Applied Science in General Business (CIP 52.9999; DC 0510; 60 credit hours; 75% online) changed to Associate of Applied Science in General Business (CIP 52.0201; DC 0510; 60 credit hours; 75% online; Spring 2025)

Certificate of Proficiency in Industrial Engineering Technology (CIP 15.0000; DC 1016; 16 credit hours) changed to Certificate of Proficiency in Industrial Engineering Technology (CIP 15.0612; DC 1016; 16 credit hours; Spring 2025)

Curriculum Revision

Technical Certificate in Practical Nursing (CIP 51.3901; DC 4660; 51 credit hours) changed to Technical Certificate in Practical Nursing (CIP 51.3901; DC 4660; 49 credit hours; Spring 2025)

Deleted Courses

BIOL 2003	Nutrition and Diet
-----------	--------------------

PRNS 1108	Nursing Fundamentals and Skills
PRNS 1112	Body Structure and Function
PRNS 1102	Basics of Pharmacology
PRNS 1224	Nursing of Mothers, Infants, and Children
PRNS 1351	NCLEX Prep and Professional Development
PRNS 1XXX	Care of the Adult I and II (15 credit hours)
PRNS 1XXX	Practicum I and II (9 credit hours)

Added Courses

HSCI 1003	Medical Terminology
BIOL 2074/L	Human Anatomy and Physiology II/Lab
PRNS 1107	Fundamentals I
PRNS 1117	Fundamentals II
PRNS 1207	Medical Surgical I
PRNS 1217	Medical Surgical II
PRNS 1317	Medical Surgical III with NCLEX Prep

New Certificate

Technical Certificate in Industrial Lab Technician (CIP 15.0612; DC 2015; 46 credit hours; 44% online; Fall 2025)

SASC 1101	Campus Technology
CSCI 1003	Introduction to Computers
MATH 1023	College Algebra OR
MATH 1073	Technical Mathematics
MECH 1003	Introduction to Industrial Technology
MECH 1203	Industrial Safety
MECH 1404	Fund of Electricity & Electronics
ENGL 1113	Composition I OR
ENGL 1143	Technical Writing I
CHEM 1014	College Chemistry Principles I
PHYS 1004/L	The Physical Sciences/Lab
MECH 1111	Student to Work Transition
PTEC 1133	Instrumentation I
BIOL 1004	Fundamentals of Biology
CHEM 1114	College Chemistry Principles II
CHEM 2014	Methods of Applied Analytical Chemistry
Social Science Elective	

New Option, Concentration, Emphasis, or Minor

Associate of Applied Science in Industrial Engineering Technology: Industrial Lab Technician option (CIP 15.0612; DC 3016; 61 credit hours; Fall 2025)

CSCI 1003	Introduction to Computers
MATH 1023	College Algebra OR
MATH 1073	Technical Math
MECH1033	Introduction to Industrial Technology
MECH1203	Industrial Safety
MECH 1404	Fund of Electricity and Electronics

ENGL 1113	Composition I OR
ENGL 1143	Technical Writing I
CHEM 1014	College Chemistry Principles I
PHYS 1004/L	The Physical Sciences/Lab
PTEC 1133	Instrumentation I
MECH1111	Student to Work Transition
Social Science elective	
BIOL 1004	Fundamentals of Biology
CHEM 1114	College Chemistry Principles II
CHEM 2014	Methods of Applied Analytical Chemistry
ENGL 1123	Composition II OR
ENGL 2043	Technical Writing II
BIOL 2174	Microbiology
PTEC 1253	Principles of Quality
Industrial Engineering Technology Restricted Elective (MECH) OR	
MECH 2614	IET Internship

Southern Arkansas University Magnolia

Program Deletion

Bachelor of Science in Athletic Training (CIP 51.0913; DC 2205; 120 credit hours; Spring 2025)

Bachelor of Science in Human Performance, Recreation, and Community Service (CIP 44.0201; DC 3140; 121 credit hours; Spring 2025)

University of Arkansas Community College Batesville

Approved Degree Programs List Corrections

Associate of Applied Science in Crime Scene Investigation (CIP 43.0406; DC 0387; 62 credit hours; 100% online) changed to Associate of Applied Science in Crime Scene Investigation (CIP 43.0406; DC 0387; 60 credit hours; 100% online; Spring 2025)

Technical Certificate in Crime Scene Investigation (CIP 43.0406; DC 0386; 36 credit hours; 100% online) changed to Technical Certificate in Crime Scene Investigation (CIP 43.0406; DC 0386; 31 credit hours; 100% online; Spring 2025)

Certificate of Proficiency in Crime Scene Investigation (CIP 43.0406; DC 0384; 18 credit hours; 100% online) changed to Certificate of Proficiency in Crime Scene Investigation (CIP 43.0406; DC 0384; 15 credit hours; 100% online; Spring 2025)

Associate of Applied Science in Law Enforcement Administration (CIP 43.0103; DC 0391; 63 credit hours; 100% online) changed to Associate of Applied Science in Law Enforcement Administration (CIP 43.0103; DC 0391; 60 credit hours; 100% online; Spring 2025)

Technical Certificate in Law Enforcement Administration (CIP 43.0103; DC 0389; 36 credit hours; 100% online) changed to Technical Certificate in Law Enforcement Administration (CIP 43.0103; DC 0389; 27 credit hours; 100% online; Spring 2025)

Certificate of Proficiency in Law Enforcement Administration (CIP 43.0103; DC 0388; 18 credit hours; 100% online) changed to Certificate of Proficiency in Law Enforcement Administration (CIP 43.0103; DC 0388; 13 credit hours; 100% online; Spring 2025)

Program Inactivation

Certificate of Proficiency in Medical Billing and Coding (CIP 52.0101; DC 4361; 12 credit hours; 100% online; Summer 2025)

Certificate of Proficiency in Web Development (CIP 11.0801; DC 0326; 9 credit hours; 100% online; Summer 2025 (7/1/2025))

Technical Certificate in Medical Office Management (CIP 51.0710; DC 2517; 37 credit hours; 100% online; Summer 2025 (7/1/2025))

University of Arkansas Community College Morrilton

Existing Program Offered at Existing Off-Campus Location

All or part of the Certificate of Proficiency in Welding (CIP 48.0508; DC 4905; 15 credit hours), Certificate of Proficiency in Computer-Aided Drafting and Design Technology (CIP 15.1301; DC 1153; 15 credit hours), and the Certificate of Proficiency in Collision Repair and Refinishing Technology (CIP 47.0603; DC 1473; 15 credit hours) offered at the approved, off-campus location effective Spring 2025:

Conway High School 2300 Prince Street, Conway, AR 72034

University of Arkansas Community College Rich Mountain

CIP Code Change of Existing Program

Technical Certificate in Automotive/Diesel Mechanics (CIP 47.0600; DC 2155; 31 credit hours) changed to Technical Certificate in Automotive/Diesel Mechanics (CIP 47.0604; DC 2155; 31 credit hours; Spring 2025)

Certificate of Proficiency in Brakes, Suspension, and Steering (CIP 47.0600; DC 0671; 8 credit hours) changed to Certificate of Proficiency in Brakes, Suspension, and Steering (CIP 47.0604; DC 0671; 8 credit hours; Spring 2025)

Certificate of Proficiency in Electrical Systems & Engine Performance (CIP 47.0600; DC 1021; 12 credit hours) changed to Certificate of Proficiency in Electrical Systems & Engine Performance (CIP 47.0604; DC 1021; 12 credit hours; Spring 2025)

Certificate of Proficiency in Engine Repair & Climate Control (CIP 47.0600; DC 0676; 8 credit hours) changed to Certificate of Proficiency in Engine Repair & Climate Control (CIP 47.0604; DC 0676; 8 credit hours; Spring 2025)

University of Arkansas

Deletion of Off-Campus Location

USAF Hurlburt Field at Hurlburt Field, FL (Spring 2025 (1/1/2025))

Walton College at 2nd & Main at Little Rock, AR (Spring 2025 (1/1/2025))

Deletion of Administrative/Organizational Unit

Blockchain Center of Excellence (BCoE) (Department Code 1035; Spring 2025)

Information Technology Research Institute (Department Code 0295; Spring 2025)

University of Arkansas Resiliency Center (Department Code 2222; Spring 2025)

Existing Program Offered by Distance Education

Bachelor of Arts in Advertising and Public Relations (CIP 09.0900; DC 4035; 120 credit hours; 100% online; Fall 2025 (8/15/2025))

Program Deletion

Bachelor of Arts in Arabic (CIP 16.1101; DC 5485; 120 credit hours; Fall 2025 (8/15/2025))

Bachelor of Arts in French (CIP 16.0901; DC 1450; 120 credit hours; Fall 2025 (8/15/2025))

Bachelor of Arts in German (CIP 16.0501; DC 1480; 120 credit hours; Fall 2025 (8/15/2025))

Bachelor of Arts in Italian (CIP 16.0902; DC 4095; 120 credit hours; Fall 2025 (8/15/2025))

Bachelor of Arts in Spanish (CIP 16.0905; DC 1800; 120 credit hours; 100% online; Fall 2025 (8/15/2025))

Program Reconfiguration

Bachelor of Arts in Classical Studies (CIP 16.1200; DC 1320; 120 credit hours), Bachelor of Arts in Arabic (CIP 16.1101; DC 5485; 120 credit hours), Bachelor of Arts in French (CIP 16.0901; DC 1450; 120 credit hours), Bachelor of Arts in German (CIP 16.0501; DC 1480; 120 credit hours), Bachelor of Arts in Italian (CIP 16.0902; DC 4095; 120 credit hours), and the Bachelor of Arts in Spanish (CIP 16.0905; DC 1800; 120 credit hours; 100% online) reconfigured to create the Bachelor of Arts in World Languages, Literatures, and Cultures (CIP 16.0101; DC 5161; 120 credit hours; Fall 2025)

General Education Core – 35 credit hours

Language/Culture Foundations – complete 6 credit hours from the following

ARAB 30106/301H6 Immersive Arabic III

FREN 30003 Advanced French and FREN 31133 Introduction to Literature

GERM 20203 Intermediate German II and GERM 30003 Advanced German I
 ITAL 30303 Italian Conversation and ITAL 31203, Advanced Italian
 SPAN 30003 Advanced Spanish and SPAN 30303 Conversation and Composition
 6 hours chosen from: CLST 10003, CLST 10103, CLST 20103, CLST 23203, and
 ARCH 22303 (or additional CLST 10000 or 20000 level courses)

Additional Language/World Culture – 6 credit hours

6 hours of courses from a single world language/culture chosen from courses with different course prefixes than courses chosen for the Language Foundations/Culture requirement. Courses should be chosen from the following course prefixes: ARAB, CHIN, CLST, CHRK, FREN, GERM, GREK, ITAL, JAPN, LATN, PORT, RUSS, SPAN, or WLLC. Students may also take 6 hours chosen from a single area study from the approved catalog of studies in the African and African-American studies major, Asian studies major, Indigenous studies minor, Jewish studies minor, Latin American and Latino studies major, or Middle East Studies major.

Concentration – 21 credit hours, choose one:

Arabic Concentration

ARAB 30303 Colloquial Arabic

ARAB 40106/401H6 Immersive Arabic IV

ARAB 40203 Advanced Arabic I

9 credit hours any additional Arabic (ARAB) courses numbered 30000 level or higher to include at least one of the following:

ARAB 40503 Arabic Readings

ARAB 42103 Arab Culture and Civilization

Classical Studies Language Concentration

CLST 400H3 Classical Studies Colloquium

3 hours of Latin (LATN) or Greek (GREK) courses numbered 30000 level or higher
 15 credit hours of additional Classical Studies (CLST), Latin (LATN), or Greek (GREK) courses numbered at the 3000 level or higher. Additionally, up to 6 hours can come from: ARHS 44203, ARHS 442H3, ARHS 44103, ARHS 441H3, HIST 30003, HIST 30103, HIST 40003, HIST 40103, HIST 40203, HIST 40303, HIST 40403, HIST 41003, HIST 41103, or PHIL 40003

Classical Studies Cultures and Digital Humanities Concentration

CLST 400H03 Classical Studies Colloquium

6 credit hours of CLST courses numbered 30000 level or higher

3 credit hours chosen from:

WLLC 30303 Intro to Game Design I

WLLC 30403 Intro to Game Design II

WLLC 30603 Intro to Digital Humanities

WLLC 30703 Digital Humanities Special topics

9 credit hours of additional Classical Studies (CLST), Latin (LATN), or Greek (GREK) courses numbered at the 30000 level or higher and/or any courses chosen from: ARHS 44203, ARHS 442H3, ARHS 44103, ARHS 441H3, HIST 30003, HIST 30103, HIST 40003, HIST 40103, HIST 40203, HIST 40303, HIST 40403, HIST 41003, HIST 41103, or PHIL 40003

French Concentration

FREN 40003 French Grammar and Composition

FREN 40303 French for Oral Proficiency
9 credit hours any additional French (FREN) courses numbered 30000 level or higher

Choose 2:

FREN 41103 Special Themes in French
FREN 42203 Survey of French Literature I
FREN 42303 Survey of French Literature II
FREN 42403 Studies in Francophone Literature
FREN 46603 French Short Story

German Concentration

GERM 30103 Introduction to Literature
GERM 30303 Conversation
GERM 40003 Advanced German II
GERM 42103 German Civilization

9 credit hours any additional German (GERM) courses numbered 30000 level or higher

Italian Literary and Cultural Studies Concentration

ITAL 31003 Italian Cinema
ITAL 31103 Introduction to Literature
ITAL 40303 Advanced Italian Conversation

9 credit hours any additional Italian (ITAL) course numbered 30000 level or higher

Choose 1:

ITAL 41203 Dante: A Journey Between Visions and Word OR
ITAL 41403 Tracing the Italian American Experience

Italian Transnational Studies Concentration

ITAL 31003 Italian Cinema

Choose 1:

ITAL 41203 Dante: A Journey Between Visions and Word OR
ITAL 41403 Tracing the Italian American Experience

15 credit hours chosen from below:

Any additional Italian (ITAL) courses numbered 30000 level or higher

ARHS 44203/442H3/CLST 44203 Roman Art and Archeology

ARHS 47303/473H3 Saint Peter's and the Vatican

ARHS 47503/475H3 Renaissance and Baroque Architecture

ARHS 48503/485H3 Italian Renaissance Art

ARHS 48703/487H3 Baroque Art

ENGL 31703 Introduction to Linguistics

ENGL 34303 Introduction to Chaucer

ENGL 37133 Topics in Medieval Literature and Culture

ENGL 37203 Topics in Renaissance Literature and Culture

ENGL 47103 Studies in Medieval Literature and Culture

ENGL 47203 Studies in Renaissance Literature and Culture

HIST 33003 U.S. Immigration History

HIST 33803 Arkansas and the Southwest

HIST 38803 Modern Italy and the World, 1861-Present

HIST 40203 Roman Republic

HIST 40703 Renaissance and Reformation, 1300-1600

HIST 49703 The Civilization of the Renaissance in Italy

ITAL 33303 Made in Italy
 ITAL/GNST/MRST 41303 The Power of Women: Representations of & from Italian Women from Middle Ages to Early Modern Period
 MRST 20103 Introduction to Medieval and Renaissance Studies
 MRST 30103 Special Topics in Medieval Studies
 MRST 40003 Medieval and Renaissance Studies Colloquium
 MRST 41103 Italian Fairy Tales in Literature, Visual Arts, and Cinema
 PHIL 40203 Medieval Philosophy (not taught anymore but counts here if taken)
 PLSC 38203 Theories of International Relations
 PLSC 48003 Foreign Policy Analysis
 PLSC 48303 International Political Economy

Spanish Concentration

SPAN 31103 Introduction to Literature
 SPAN 31003 Cultural Readings OR
 SPAN 31203 Spanish for Heritage Speakers II
 SPAN 40003 Advanced Grammar OR
 SPAN 41203 Spanish for Heritage Speakers III
 12 credit hours any additional Spanish (SPAN) courses numbered 30000 level or higher
General Electives – 52 credit hours

University of Arkansas for Medical Sciences

Curriculum Revision

Doctor of Pharmacy in Pharmacy (CIP 51.2001; DC 4920; 140 credit hours) changed to Doctor of Pharmacy in Pharmacy (CIP 51.2001; DC 4920; 135 credit hours; Fall 2025)

Deleted Courses

PHPR 71032 US Healthcare System for Pharmacists
 PHPR 71042 Career Orientation & Communication
 PHPR 71063 Community IPPE
 PHPR 71071 Intro to Patient-Centered Communication
 PHPR 71082 Drug Information
 PHPR 72004 Principles of Pharmacy Practice
 PHPR 72045 Therapeutics I
 PHPR 72052 Self-Care Therapeutics
 PHPR 72062 Clinical Pharmacokinetics
 PHPR 73002 Pharmacy Law & Ethics
 PHPR 73035 Therapeutics II
 PHPR 73043 EBM and Pharmacoeconomics
 PHPR 73055 Therapeutics III
 PHPR 73063 Pharmacy Management
 PHPR 73071 3rd Professional Year Longitudinal IPPE
 PHPR 73083 Pharmacy Practice Assessment and Skills
 PHPR 74004 Advanced Pharmacy Practice Experience (40 credit hours)
 PHPR 74231 Longitudinal Practice Readiness, Part 1
 PHPR 74241 Longitudinal Practice Readiness, Part 2
 PSCI 71005 Anatomy/Physiology/Pathology
 PSCI 71104 Biological & Cellular Chemistry

PSCI 71205	Principles of Drug Actions
PSCI 71404	Pharmaceutics II
PSCI 72004	Pharmacology I
PSCI 72104	Pharmacology II
PSCI 72204	Medicinal Chemistry/Natural Products
PSCI 72303	Molecular Biology & Biotechnology
PSCI 72403	Basic Pharmacokinetics

Added Courses

<i>PHPR 71064</i>	<i>Community IPPE</i>
<i>PHPR 71101</i>	<i>Longitudinal Lab I</i>
<i>PHPR 71131</i>	<i>Longitudinal Lab II</i>
<i>PHPR 71133</i>	<i>Principles of Pharmacy Practice I</i>
<i>PHPR 71143</i>	<i>Social & Admin Sciences I</i>
<i>PHPR 71153</i>	<i>Therapeutics I</i>
<i>PHPR 71232</i>	<i>Principles of Pharmacy Practice II</i>
<i>PHPR 72131</i>	<i>Longitudinal Lab III</i>
<i>PHPR 72134</i>	<i>Pharmacokinetics & Personalized Medicine</i>
<i>PHPR 72141</i>	<i>Longitudinal Lab IV</i>
<i>PHPR 72143</i>	<i>Principles of Pharmacy Practice III</i>
<i>PHPR 72152</i>	<i>Social & Admin Sciences II</i>
<i>PHPR 72162</i>	<i>Social & Admin Sciences III</i>
<i>PHPR 72174</i>	<i>Therapeutics II</i>
<i>PHPR 72184</i>	<i>Therapeutics III</i>
<i>PHPR 73141</i>	<i>Longitudinal Lab V</i>
<i>PHPR 73151</i>	<i>Longitudinal Lab VI</i>
<i>PHPR 73153</i>	<i>Principles of Pharmacy Practice IV</i>
<i>PHPR 73183</i>	<i>Social & Admin Sciences IV</i>
<i>PHPR 73193</i>	<i>Social & Admin Sciences V</i>
<i>PHPR 73234</i>	<i>Therapeutics IV</i>
<i>PHPR 73244</i>	<i>Therapeutics V</i>
<i>PHPR 74251</i>	<i>Practice Readiness Longitudinal</i>
<i>PHPR 74004</i>	<i>Advanced Pharmacy Practice Experience (36 credit hours)</i>
<i>PSCI 71034</i>	<i>Drug Action I</i>
<i>PSCI 71103</i>	<i>Basis for Drug Therapy I</i>
<i>PSCI 71204</i>	<i>Basis for Drug Therapy II</i>
<i>PSCI 71403</i>	<i>Pharmaceutics II</i>
<i>PSCI 72034</i>	<i>Drug Action II</i>
<i>PSCI 72044</i>	<i>Drug Action III</i>
<i>PSCI 73032</i>	<i>Drug Action IV</i>

Italics = New Courses

Doctor of Philosophy in Health Systems and Services Research (CIP 45.0102; DC 7950; 70 credit hours) changed to Doctor of Philosophy in Health Systems and Services Research (CIP 45.0102; DC 7950; 72 credit hours; Fall 2025)

Deleted Courses

HPMT 61033	Health Systems Theory and Research (3 credit hours)
------------	---

HPMT 60131	Mathematics & Statistics Primer
PSGP 51253	Applied Health Econometrics
HPMT 6303	Applied Research Methods Using Retrospective Data Sources
BIOS 52333	Statistical Methods for Clinical Trials (optional)
HPMT 6263	Patient-Reported Outcomes Measurement (optional)
HPMT 6243	Pharmaceutical Economics and Policy (optional)
BMIG 50501	Health Information Systems (optional)
BMIG 51202	Foundations of BMI: Population Health Information (optional)
BMIG 60201	Healthcare Informatics of Quality and Patient Safety (optional)

Added Courses

HPMT 61033	Health Systems Theory and Research (2 credit hours)
PBHL 64381	Fundamentals of Research
HPMT 50033	Introduction to Public Health
HPMT 51053	Introduction to Health Economics
HPMT 53363	Data Mining in Healthcare
PSCI 51193	Applied Research Methods/Retrospective Data Sources (optional)
PSCI 51263	Patient-Reported Outcomes Measurement (optional)
PSCI 51233	Pharmaceutical Economics and Policy Evaluation (optional)
HPMT 63353	Data Quality Management (optional)
HPMT 54483	Social Network Analysis (optional)
HPMT 53383	Introduction to Natural Language Processing (optional)
HPMT 63303	Advanced Topics in Implementation Science (optional)
ENVH 64103	Geographic Information Systems in Public Health (optional)

New Option, Concentration, Emphasis, or Minor

Master of Nursing Science in Nursing: Midwifery track (CIP 51.3808; DC 6010; 42-48 credit hours; Spring 2025)

NURS 51003	Research Methodology
NURS 51033	Advanced Phys & Patho
NURS 53053	Advanced Health Assessment and Diagnostic Reasoning
NURS 51043	Clinical Pharmacology & Therapeutics
NURS 72103	Evidence-Based Practice
NURS 71053	Theor Found for Adv Nursing Practice
<i>NURS XXXXX</i>	<i>Fundamentals of Midwifery Care</i>
<i>NURS XXXXX</i>	<i>Fundamentals of Maternal-Neonatal Anatomy and Physiology</i>
<i>NURS XXXXX</i>	<i>Midwifery Reproductive Health, Gynecology, and Primary Care Theory</i>
<i>NURS XXXXX</i>	<i>Midwifery Management of Reproductive Health, Gynecology, and Primary Care Practicum</i>
<i>NURS XXXXX</i>	<i>Midwifery Care of the Pregnant Woman: Antepartum Theory</i>
<i>NURS XXXXX</i>	<i>Midwifery Management of the Pregnant Woman: Antepartum Practicum</i>
<i>NURS XXXXX</i>	<i>Intrapartum, Postpartum and Neonatal Midwifery Care Theory</i>
<i>NURS XXXXX</i>	<i>Intrapartum, Postpartum and Neonatal Midwifery Care Clinical</i>
NURS 59951	Outcomes Portfolio
<i>NURS XXXXX</i>	<i>Complex Peripartum and Neonatal Conditions</i>

NURS XXXXX Full Scope Midwifery Integration
Italics = New Courses

University of Arkansas Pulaski Technical College

Curriculum Revision

Associate of Applied Science in Drafting & Design Technology (CIP 15.1301; DC 0397; 60 credit hours) changed to Associate of Applied Science in Drafting & Design Technology (CIP 15.1301; DC 0397; 60 credit hours; Fall 2025)

Deleted Course

MATH 13043 Technical Mathematics (or higher)

Added Course

TECH 12033 Applied Technical Mathematics (or higher)

Technical Certificate in Drafting and Design Technology (CIP 15.1301; DC 4490; 33 credit hours) changed to Technical Certificate in Drafting and Design Technology (CIP 15.1301; DC 4490; 33 credit hours; Fall 2025)

Deleted Courses

MATH 13043 Technical Mathematics (or higher)

Electives – 12 credit hours

Added Courses

UNIV 10033 Career Essentials (optional)

TECH 12033 Applied Technical Mathematics (or higher)

DFTG 13004 Architectural (CAD) Drafting

DFTG 14004 Structural (CAD) Drafting

DFTG 16034 Estimating

Certificate of Proficiency in Drafting and Design (CIP 15.1301; DC 1153; 16 credit hours) changed to Certificate of Proficiency in Drafting and Design (CIP 15.1301; DC 1133; 15 credit hours; Fall 2025)

Deleted Course

DFTG 16034 Estimating

Added Course

CPSI 1003 Computer Concepts OR

BUSI 14083 Microcomputer Applications

Associate of Applied Science in Occupational Therapy Assistant (CIP 51.0803; DC 0725; 70 credit hours) changed to Associate of Applied Science in Occupational Therapy Assistant (CIP 51.0803; DC 0725; 70 credit hours; Fall 2025)

Deleted Courses

BOTA 1114 Fundamentals of OTA I

BOTA 1212 Functional Anatomy

BOTA 1224 Fundamentals of OTA II

HLSC 1300 Concepts of Lifetime Health & Wellness

SOCI 2300 Introduction to Sociology

BOTA 2334 Fundamentals of OTA III

Added Courses

OTAP 11144	Foundational Concepts of OT
OTAP 12113	Functional Anatomy
OTAP 12114	Adult Evaluation and Intervention Planning
OTAP 12202	Pediatric Evaluation & Intervention Planning
OTAP 23104	Adult Intervention Implementation
OTAP 23113	Pediatric Intervention Implementation

Curriculum Revision, CIP Code Change of Existing Program, Title Change of Existing Program

Associate of Applied Science in Construction Management Technology (CIP 15.1001; DC 0271; 61-62 credit hours) changed to Associate of Applied Science in Construction Technology (CIP 46.0412; DC 0271; 60 credit hours; Fall 2025)

Deleted Courses

ENGL 1312	English Composition II
MATH 1302	College Algebra
MATH 1303	Trigonometry
BUS 1643	Human Relations
CTT 2333	Statics and Strengths of Materials
DFT 1205	Introduction to Computer-Aided Drafting (CAD)
DFT 1705	Basic Building Information Modeling (BIM)/REVIT(CAD) Drafting
BUS 2633	Legal Environment of Business (optional)
DFT 2604	Building Information Modeling (BIM)/REVIT Management (CAD)
Drafting (optional)	

Added Courses

TECH 12033	Applied Technical Mathematics
UNIV 10033	Career Essentials
BUSI 14083	Microcomputer Applications (optional)
BUSI 26034	Human Resources Management
AMST 12044	Print Reading and Sketching
CTTE 10031	Intro to Construction Safety
TECH 2103V	Work-based Capstones

Technical Certificate in Construction Management (CIP 15.1001; DC 0273; 43* credit hours) changed to Technical Certificate in Construction Technology (CIP 46.0412; DC 0273; 31 credit hours; Fall 2025)

**Original credit-hour total listed incorrectly on Approved Programs List*

Deleted Courses

MATH 1330	Technical Mathematics
MATH 1302	College Algebra (optional)
BUS 1643	Human Relations
CTT 2205	Surveying and Elevations
DFT 1205	Introduction to Computer-aided Drafting (CAD)
DFT 1705	Basic Building Information Modeling (BIM)/REVIT(CAD) Drafting

Added Courses

TECH 12033	Applied Technical Mathematics (or higher)
AMST 12044	Print Reading and Sketching

CTTE 10031 Intro to Construction Safety
 CTTE 25034 Site Supervision I

Certificate of Proficiency in Construction Management (CIP 15.1001; DC 0272; 16* credit hours) changed to Certificate of Proficiency in Construction Technology (CIP 46.0412; DC 0272; 10 credit hours; Fall 2025)

**Original credit-hour total listed incorrectly on Approved Programs List*

Deleted Courses

DFT 1005 Drawings & Specifications
 DFT 1705 Basic Building Information Modeling (BIM)/REVIT (CAD) Drafting

Added Course

AMST 12044 Print Reading and Sketching

Program Reactivation

Associate of Applied Science in Construction Management Technology (CIP 15.1001; DC 0271; 61-62 credit hours; Fall 2025)

Technical Certificate in Construction Management (CIP 15.1001; DC 0273; 43 credit hours; Fall 2025)

Certificate of Proficiency in Construction Management (CIP 15.1001; DC 0272; 16 credit hours; Fall 2025)

Title Change of Existing Program

Associate of Applied Science in Early Childhood Development (CIP 19.0706; DC 0310; 60 credit hours; 60% online) changed to Associate of Applied Science in Early Childhood Education (CIP 19.0706; DC 0310; 60 credit hours; 60% online; Fall 2025)

Technical Certificate in Early Childhood Development (CIP 19.0706; DC 4495; 33 credit hours; 66% online) changed to Technical Certificate in Early Childhood Education (CIP 19.0706; DC 4495; 33 credit hours; 66% online; Fall 2025)

Certificate of Proficiency in Early Childhood Development (CIP 19.0706; DC 4919; 12 credit hours; 50% online) changed to Certificate of Proficiency in Early Childhood Education (CIP 19.0706; DC 4919; 12 credit hours; 50% online; Fall 2025)

University of Central Arkansas

CIP Code Change of Existing Program

Bachelor of Arts in Music (CIP 50.0901; DC 2137; 120 credit hours) changed to Bachelor of Arts in Music (CIP 50.0903; DC 2137; 120 credit hours; Spring 2025)

Title Change for Existing Program

Doctor of Philosophy in Leadership for Equity and Inclusion (CIP 30.9999; DC 7335; 63 credit hours; 100% online) changed to Doctor of Philosophy in Change Leadership (CIP 30.9999; DC 7335; 63 credit hours; 100% online; Spring 2025)

New Option, Concentration, Emphasis, or Minor

Minor in The Economics and Insurance of Healthcare Administration (CIP 51.0701; 18 credit hours; Fall 2025)

ECON2320	Principles of Macroeconomics
ECON2321	Principles of Microeconomics
ECON4360	Healthcare Economics
INSU 3324	Risk and insurance
INSU 3315	Life and Health Insurance
INSU 4320	Corporate Risk Management

Doctor of Philosophy in Change Leadership: Higher Education Administration concentration (CIP 30.9999; DC 7335; 63 credit hours; 100% online; Spring 2025)

Leadership Core – 15 credit hours

CLEI 8301	Leadership Ethics
CLEI 8303	Leading and Learning
CLEI 8305	Change Leadership
CLEI 8307	Leader as an Agent of Change
CLEI 8309	Leadership and Community Collaboration

Research Core – 15 credit hours

CLEI 8311	Doctoral Research Design and Methods
CLEI 8313	Quantitative Research 1
CLEI 8315	Qualitative Research 1
CLEI 8317	Quantitative Research 2
CLEI 8319	Qualitative Research 2
CLEI 8388	Research Methods: Special Topic

Concentration – 21 credit hours

<i>CSPA 7300</i>	<i>Contemporary Issues</i>
<i>CSPA 7311</i>	<i>Talent and Organizational Development</i>
<i>CSPA 7315</i>	<i>Power, Policy, and Politics</i>
<i>CSPA 7319</i>	<i>Fiscal Leadership</i>
<i>CSPA 7321</i>	<i>Ethical and Legal Practice</i>
<i>CSPA 7325</i>	<i>Evidence-Informed Practices</i>
<i>CSPA 7350</i>	<i>International Comparative Education</i>
<i>CSPA 7392</i>	<i>Theories of Human Development and Learning</i>

Dissertation – 12 credit hours

Italics = New Courses

Doctor of Philosophy in Change Leadership: Literacy Leadership concentration (CIP 30.9999; DC 7335; 63 credit hours; 100% online; Spring 2025)

Leadership Core – 15 credit hours

CLEI 8301	Leadership Ethics
CLEI 8303	Leading and Learning
CLEI 8305	Change Leadership
CLEI 8307	Leader as an Agent of Change
CLEI 8309	Leadership and Community Collaboration

Research Core – 15 credit hours

CLEI 8311 Doctoral Research Design and Methods
CLEI 8313 Quantitative Research 1
CLEI 8315 Qualitative Research 1
CLEI 8317 Quantitative Research 2
CLEI 8319 Qualitative Research 2
CLEI 8388 Research Methods: Special Topic

Concentration – 21 credit hours

ELSE 8391 Contemporary Perspectives on Literacy
ELSE 8392 Psychology and Sociology of Reading
ELSE 8393 Evidence-Driven Pedagogy: Transformative Learning Interventions in Grades K-5
ELSE 8394 Implementation of Evidence-Based Literacy Interventions in Secondary and Postsecondary School Settings
ELSE 8395 Innovative Practices in Literacy Supervision and Leadership
ELSE 8396 Empowering Adolescents Through Writing
ELSE 8397 Transforming Schools Through Data Driven Intervention Systems

Dissertation – 12 credit hours

Italics = New Courses

**ARKANSAS PUBLIC INSTITUTIONS
LETTERS OF INTENT**

The following notifications were received through January 2, 2025.

Arkansas Northeastern College

New Program – Associate of Applied Science in Industrial Maintenance

Southern Arkansas University Magnolia

New Program – Master of Science in Criminal Justice

University of Arkansas Community College Batesville

New Program – Certificate of Proficiency in Agriculture Drone Technology

New Off-Campus Instruction Center – Batesville School District
1 Pioneer Drive, Batesville, AR 72501

New Off-Campus Instruction Center – Cave City School District
711 North Main Street, Cave City, AR 72521

New Off-Campus Instruction Center – Southside School District
70 Scott Drive, Batesville, AR 72501

University of Arkansas Fort Smith

New Program – Bachelor of Science in Advanced Manufacturing Engineering
Certificate of Proficiency in Advanced Manufacturing

University of Arkansas Monticello

New Off-Campus Instruction Center – East Arkansas Community College
1700 Newcastle Road, Forrest City, AR 72335

University of Arkansas Pulaski Technical College

New Off-Campus Instruction Center – Metropolitan Emergency Medical Services
1121 West 7th Street, Little Rock, AR 72201

OUT-OF-STATE AND ARKANSAS PRIVATE INSTITUTIONS

ADHE Executive Staff Recommendation

RESOLVED, That pursuant to A.C.A. §6-61-301, the Arkansas Higher Education Coordinating Board grants initial certification to the institutions listed on pages 1 - 2 to offer the specified degree programs to Arkansas residents for a period of three years through December 31, 2028.

FURTHER RESOLVED, That the Commissioner of the Arkansas Division of Higher Education is authorized to notify the administration of said institutions that the certification of the degree programs requires the institution to notify the Arkansas Division of Higher Education whenever any of the following occurs: (1) major reorganization of the controlling body; (2) changes in the charter or incorporation documents of the institution; or (3) changes in the method of operation of the institution's programs in Arkansas.

FURTHER RESOLVED, That the Coordinating Board instructs the Commissioner to notify the administration of said institutions that any advertisement or published materials using the name of the Arkansas Higher Education Coordinating Board or the Arkansas Division of Higher Education must contain the following statement:

Arkansas Higher Education Coordinating Board certification does not constitute an endorsement of any institution or program. Such certification merely indicates that certain criteria have been met as required under the rules and regulations implementing institutional and program certification as defined in A.C.A. §6-61-301.

Initial Program Certifications – Distance Technology

Evangel University, Springfield, Missouri

State Authorization: Missouri Department of Higher Education and Workforce Development

Institutional Accreditation – Regional: Higher Learning Commission

Associate of Arts in General Studies
Associate of Arts in Leadership
Bachelor of Science in Allied Health
Bachelor of Science in Applied Biology
Bachelor of Science in Criminal Justice
Bachelor of Science in Multidisciplinary Studies
Doctor of Strategic Leadership

New Institution – Initial Program Certifications – Distance Technology

Arizona Christian University, Glendale, Arizona

State Authorization: Arizona State Board for Private Postsecondary Education

Institutional Accreditation – Regional: Higher Learning Commission

Programmatic State Approval: Arizona State Board of Education

Bachelor of Arts in Business Administration

Bachelor of Science in Biology

Bachelor of Science in Business Administration

Bachelor of Science in Elementary Education

Bachelor of Science in Psychology

Bachelor of Science in Secondary Education

Master of Arts in Education

**OUT-OF-STATE AND ARKANSAS PRIVATE
INSTITUTIONS
LETTERS OF NOTIFICATION**

Recertifications – Distance Technology

Academy of Art University, San Francisco, California

Master of Arts in Fashion Marketing

Baptist Health College Little Rock, Little Rock, Arkansas

Certificate in Medical Laboratory Science

Certificate in Nuclear Medicine Technology

Certificate in Radiography

Certificate in Sleep Technology

Certificate of Proficiency in Patient Care Technician

Diploma in Practical Nursing

Associate of Applied Science in Nursing

Associate of Applied Science in Occupational Therapy Assistant

Associate of Applied Science in Surgical Technology

The Colleges of Law, Ventura, California

Master of Arts in Law (formerly Master of Legal Studies)

National University, San Diego, California

Bachelor of Arts in Management

Bachelor of Science in Construction Management

Bachelor of Science in Electrical or Computer Engineering

Master of Arts in Human Behavior Psychology

Master of Arts in Human Resource Management

Master of Arts in Marriage and Family Therapy

Master of Arts in Strategic Communication

Master of Business Administration

Master of Education (Non-Licensure)

Master of Global Human Resources

Master of Science in Applied Behavioral Analysis

Master of Science in Higher Education Administration

Master of Science in Nursing

Master of Science in Sport Psychology

Master of Social Work

Post-Graduate Psychiatric Mental Health Nurse Practitioner Certificate

Education Specialist

Doctor of Business Administration

Doctor of Criminal Justice

Doctor of Education in Educational Leadership

Doctor of Education in Instructional Design
Doctor of Health Administration
Doctor of Nursing Practice
Doctor of Philosophy in Business Administration
Doctor of Philosophy in Computer Science
Doctor of Philosophy in Data Science
Doctor of Philosophy in Educational Leadership
Doctor of Philosophy in Human Resource Management
Doctor of Philosophy in Instructional Design
Doctor of Philosophy in Marriage and Family Therapy
Doctor of Philosophy in Psychology
Doctor of Public Administration

University of the People, Pasadena, California
Associate of Science in Business Administration
Associate of Science in Community and Public Health
Associate of Science in Computer Science
Bachelor of Science in Business Administration
Bachelor of Science in Community and Public Health
Bachelor of Science in Computer Science
Master of Business Administration

Recertifications – Arkansas Campuses

Champion Christian College, Hot Springs, Arkansas
Associate of Arts in Professional Studies
Bachelor of Science in Professional Studies

Jefferson Regional School of Nursing, Pine Bluff, Arkansas
Associate of Applied Science in Nursing

Institutional Changes

Baptist Health College Little Rock, Little Rock, Arkansas
Dr. Karen James will be the Interim President after the death of Dr. Joel Hicks, President.

Decertifications

National University, San Diego, California
Bachelor of Arts in Psychology
Bachelor of Business Administration Degree Completion Program
Master of Health Administration
Master of Legal Studies
Master of Public Administration
Master of Science in Applied Behavior Analysis
Master of Science in Educational Psychology
Master of Science in Instructional Design

Saint Louis University, St. Louis, Missouri
Master of Arts in Educational Leadership
Doctor of Education in Educational Leadership

Letter of Exemption from Certification – Church-Related Training

Evangel University, Springfield, Missouri
Offering a Program by Distance Technology
Certificate in Christian School Instructor

Letter of Exemption from Certification – Renewals – Church-Related Training

Fuller Theological Seminary, Pasadena, California
Offering Programs by Distance Technology
Certificate of Christian Studies Certificate in Church Planting
Master of Arts in Ministry Leadership Master of Divinity
Master of Arts in Theology Master of Arts in Theology and Ministry
Master of Arts in Global Leadership Master of Arts in Theological Studies
Master of Arts in Justice and Advocacy Master of Arts in Chaplaincy
Master of Theology in Theology Master of Theology in Intercultural Studies
Master of Arts in Global Missional Leadership
Doctor of Global Leadership Doctor of Ministry
Doctor of Philosophy in Intercultural Studies
Doctor of Philosophy in Intercultural Theology
Doctor of Philosophy in Theology

Letter of Exemption from Certification – Programs on Military Installations

Park University, Parkville, Missouri
Offering programs at the Little Rock Air Force Base
Associate of Science in Criminal Justice Administration
Associate of Science in Information and Computer Science
Associate of Science in Management
Associate of Science in Social Psychology
Bachelor of Public Administration
Bachelor of Science in Criminal Justice Administration
Bachelor of Science in Information and Computer Science
Bachelor of Science in Interdisciplinary Studies

Program Changes/Additions

Chamberlain University
Master of Social Work, Advanced Standing Option
Deleted Courses
MSW 500 Student Success and Self Care
MSW 550 Advanced Practicum I
MSW 513 Social Policy
MSW 511 Social Work in a Multicultural Society
MSW 551 Advanced Practicum II

Added Courses

MSW 547 Equity, Justice, and Global Perspectives
MSW 548 Comparative Social Welfare Policy
MSW 549 Structural Inequality in Race, Class and Gender
MSW 554 Advanced Techniques for Anti-Racist Practice

Evangel University, Springfield, Missouri

Certificate in Crisis Intervention and Suicide Management
BEHVA 320 Crisis Intervention
BEHVA 333 Helping Relationship Skills
BEHVA 336 Abuse and Neglect
BEHVA 338 Mental Health

Certificate in Recording Technology
MUSCA 235 Introduction to Music Technology
MUSCA 263 Modern Recording Techniques
MUSCA 336 Electronic Music
MUSCA 352 Worship Media and Technology

Walden University, Minneapolis, Minnesota

Doctor of Philosophy in Criminal Justice
Deleted Specializations
Emergency Management
Global Leadership
Homeland Security Policy and Coordination
Justice Administration
Law and Public Policy
Online Teaching in Higher Education
Public Management and Leadership
General

Added Specializations

Behavioral Sciences
CRJS 8126 Understanding Violence, Risk and Threat Assessment
CRJS 8201 Psychological Aspects of Violent Crime
CRJS 8206 Psychology of Family Violence
Criminal Justice Leadership
CRJS 8352 Leadership: Putting Theory into Practice in Criminal Justice Administration
CRJS 8392 The Language of Leadership
CRJS 8540 Management and Leadership in a Global Context
Law and Justice Administration
CRJS 8810 Fundamentals of Law and Public Policy
CRJS 8811 Legal Research for Public Policy
CRJS 8812 Contemporary Cases and Issues in the Courts
Self-Designed Specialization
Choose three from the following:
CRJS 8126 Understanding Violence, Risk and Threat Assessment

CRJS 8201 Psychological Aspects of Violent Crime
CRJS 8206 Psychology of Family Violence
CRJS 8352 Leadership: Putting Theory into Practice in Criminal Justice Administration
CRJS 8392 The Language of Leadership
CRJS 8540 Management and Leadership in a Global Context
CRJS 8810 Fundamentals of Law and Public Policy
CRJS 8811 Legal Research for Public Policy
CRJS 8812 Contemporary Cases and Issues in the Courts

**OUT-OF-STATE AND ARKANSAS PRIVATE
INSTITUTIONS
LETTERS OF INTENT**

The following notifications were received through January 1, 2025.

The Chicago School, Los Angeles, California

Initial Certification – Distance Technology
Certificate in Clinical Rotations for Clinical Psychopharmacology
Certificate in Forensic Psychology
Bachelor of Arts in Criminology
Bachelor of Science in Business Psychology
Bachelor of Science in Healthcare Management
Graduate Certificate in Applied Behavior Analysis
Post Bachelor’s Certificate in Applied Behavior Analysis
Master of Arts in Clinical Mental Health Counseling
Doctor of Philosophy in Counselor Education Supervision
Doctor of Psychology in Clinical Psychology

New York Institute of Technology, Old Westbury, New York

Recertification – Arkansas State University Campus
Master of Science in Medical/Health Care Simulation

Pepperdine University, Malibu, California

Initial Certification – Distance Technology
Master of Science in Applied Analytics

Southern California University of Health Sciences, Whittier, California

Initial Certification – Distance Technology
Doctor of Occupational Therapy

University of California, Irvine, Irvine, California

Initial Certification – Distance Technology
Master of Advanced Study in Criminology, Law, and Society
Master of Business Administration
Master of Human Computer Interaction and Design
Master of Legal and Forensic Psychology
Master of Science in Pharmacology
Doctor of Nursing Practice

University of Massachusetts Global, Irvine, California

Recertification – Distance Technology
Associate of Arts in General Education
Bachelor of Arts in Business Administration

Bachelor of Arts in Applied Studies
Bachelor of Arts in Organizational Leadership
Bachelor of Arts in Psychology
Master of Arts in Organizational Leadership
Master of Business Administration

University of Southern California, Los Angeles, California

Initial Certification – Distance Technology
Graduate Certificate in Applied Data Science
Graduate Certificate in Child and Family Well-Being
Graduate Certificate in Data Science Foundations
Graduate Certificate in Interprofessional Education Caregiving
Graduate Certificate in Learning Design and Technology
Graduate Certificate in LGBTQ+ Affirmative Care
Graduate Certificate in Youth Justice
Master of Science in Applied Technology and Aging
Master of Science in Clinical Trial Management
Master of Science in Spatial Data Science
Recertification – Distance Technology
Graduate Certificate in Academic Medicine
Graduate Certificate in Geospatial Leadership
Graduate Certificate in Geriatric Dentistry
Graduate Certificate in Oral Clinical Pathology and Radiology
Graduate Certificate in Pain Medicine
Graduate Certificate in Remote Sensing for Earth Observation
Master of Academic Medicine
Master of Arts in Medical Gerontology
Master of Arts of Senior Living Hospitality
Master of Business Taxation - Working Professionals
Master of Community Oral Health
Master of Education in Enrollment Management and Policy
Master of Science in Computer Science
Master of Science in Computer Science (Scientists and Engineers)
Master of Science in Electrical Engineering
Master of Science in Global Supply Chain Management
Master of Science in Integrated Design, Business and Technology
Master of Science in Nursing
Master of Social Work
Doctor of Education in Global Executive

Walden University, Minneapolis, Minnesota

Recertification – Distance Technology
Master of Science in Clinical Psychology
Master of Science in Nursing and Master of Business Administration Dual Degree
Doctor of Philosophy in Healthcare Administration
Doctor of Public Safety and Leadership

Westcliff University, Irvine, California

Initial Certification – Distance Technology

Bachelor of Arts in Education

Bachelor of Business Administration

Bachelor of Science in Computer Science

Bachelor of Science in Information Technology

Master of Business Administration

Master of Science in Computer Science

Master of Science in Engineering Management

Master of Science in Information Technology

Doctor of Business Administration

Doctor of Education – Leadership, Curriculum, and Instruction

ARKANSAS HIGHER EDUCATION COORDINATING BOARD
Special Meeting
October 14, 2024

Minutes of Meeting

The October 14, 2024, special meeting of the Arkansas Higher Education Coordinating Board (AHECB) was via zoom. Chair Graycen Bigger called the meeting to order at 1:00 p.m., with a quorum present.

Coordinating Board present:

Graycen Bigger, Chair
Dr. Jerry Cash, Vice Chair
Dr. Jim Carr
Heather Maxey
Lucas Pointer
Carolyn Rhinehart

Coordinating Board absent:

Dr. Kyle Miller, Secretary
Dr. Katherine Dudley
Chad Hooten

Presidents, chancellors, institutional representatives, members of the press, ADHE staff and guests were also present.

Agenda Item No. 1
Rules Governing the Osteopathic Rural Medical Practice
Student Loan and Scholarship Board

In compliance with Act 857 of 2019 and Act 725 of 2023, the rules for the Osteopathic Rural Medical Practice Student Loan and Scholarship Board are presented to the Arkansas Higher Education Coordinating Board (AHECB) for final approval.

RESOLVED, That the Arkansas Higher Education Coordinating Board reviews the rules presented in this agenda item for the Osteopathic Rural Medical Practice Student Loan and Scholarship Board to be administered by the Arkansas Division of Higher Education.

FURTHER RESOLVED, That the Commissioner of the Arkansas Division of Higher Education or his designee is authorized to make technical changes and corrections, when necessary, in the program rules for the Osteopathic Rural Medical Practice Student Loan and Scholarship Board.

FURTHER RESOLVED, That the Osteopathic Rural Medical Practice Student Loan and Scholarship Board rules be approved.

There were no questions.

Dr. Jim Carr moved to approve Agenda Item No. 1. Carolyn Rhinehart seconded the motion and the Board unanimously approved.

Agenda Item No. 2
Rules Governing the Emergency Response Equipment and
Training at Arkansas Institutions of Higher Education

In compliance with Act 737 and 811 of 2023, the rules for the Emergency Response Equipment and Training at Arkansas Institutions of Higher Education are presented to the Arkansas Higher Education Coordinating Board (AHECB) for final approval.

RESOLVED, That the Arkansas Higher Education Coordinating Board reviews the rules presented in this agenda item for the Emergency Response Equipment and Training at Arkansas Institutions of Higher Education to be administered by the Arkansas Division of Higher Education.

FURTHER RESOLVED, That the Commissioner of the Arkansas Division of Higher Education or his designee is authorized to make technical changes and corrections, when necessary, in the program rules for the Emergency Response Equipment and Training at Arkansas Institutions of Higher Education.

FURTHER RESOLVED, That the Emergency Response Equipment and Training at Arkansas Institutions of Higher Education rules be approved.

There were no questions.

Dr. Jim Carr moved to approve Agenda Item No. 2. Carolyn Rhinehart seconded the motion and the Board unanimously approved.

Agenda Item No. 3
Rules Governing the Student Undergraduate
Research Fellowship

In compliance with Act 413 and 870 of 2023, the rules for the Student Undergraduate Research Fellowship are presented to the Arkansas Higher Education Coordinating Board (AHECB) for final approval.

RESOLVED, That the Arkansas Higher Education Coordinating Board reviews the rules presented in this agenda item for the Student Undergraduate Research Fellowship to be administered by the Arkansas Division of Higher Education.

FURTHER RESOLVED, That the Commissioner of the Arkansas Division of Higher Education or his designee is authorized to make

technical changes and corrections, when necessary, in the program rules for the Student Undergraduate Research Fellowship.

FURTHER RESOLVED, That the Student Undergraduate Research Fellowship rules be approved.

There were no questions.

Dr. Jim Carr moved to approve Agenda Item No. 3. Carolyn Rhinehart seconded the motion and the Board unanimously approved.

Agenda Item No. 4
Rules Governing the Governor's Higher Education
Transition Scholarship Program

In compliance with Acts 413 of 2023, the rule for the Governor's Higher Education Transition Scholarship Program is presented to the Arkansas Higher Education Coordinating Board (AHECB) for final approval.

RESOLVED, That the Arkansas Higher Education Coordinating Board reviews the rule presented in this agenda item for the Governor's Higher Education Transition Scholarship Program to be administered by the Arkansas Division of Higher Education.

FURTHER RESOLVED, That the Commissioner of the Arkansas Division of Higher Education or his designee is authorized to make technical changes and corrections, when necessary, in the rule for the Governor's Higher Education Transition Scholarship Program.

FURTHER RESOLVED, That the Governor's Higher Education Transition Scholarship Program rule be approved for final approval.

There were no questions.

Dr. Jim Carr moved to approve Agenda Item No. 4. Carolyn Rhinehart seconded the motion and the Board unanimously approved.

Remarks by Presidents/Chancellors and Guest

Chair Bigger thanked ADHE staff for the great job they are doing promoting higher education and awarding scholarships to Arkansans.

Commissioner Warden thanked the board for having a special meeting to approve these scholarships. He noted that if not approved during a special meeting, scholarship awards would be delayed.

The next quarterly meeting will be held on October 25, 2024, at the University of Arkansas Community College in Batesville, at 9:00 a.m.

With no further comments, the meeting was adjourned at 1:08 p.m.

SUBMITTED BY:

Nichole Abernathy

APPROVED:

Dr. Kyle Miller, Secretary

ARKANSAS HIGHER EDUCATION COORDINATING BOARD
Regular Quarterly Meeting
October 25, 2024

Minutes of Meeting

The October 25, 2024, regular meeting of the Arkansas Higher Education Coordinating Board (AHECB) was held at the University of Arkansas Community College in Batesville. Chair Graycen Bigger asked Vice Chair Jerry Cash to facilitate the meeting since she was present via zoom and not in person. Vice Chair Cash called the meeting to order at 9:00 a.m., with a quorum present.

Coordinating Board present:

Graycen Bigger, Chair (zoom)
 Dr. Jerry Cash, Vice Chair
 Dr. Jim Carr
 Dr. Katherine Dudley
 Chad Hooten (zoom)
 Lucas Pointer (zoom)
 Heather Maxey
 Carolyn Rhinehart

Coordinating Board absent:

Dr. Kyle Miller, Secretary

Presidents, chancellors, institutional representatives, members of the press, ADHE staff and guests were also present.

Vice Chair Cash began by calling Chancellor Brian Shonk for a welcome. Dr. Shonk began by thanking the Coordinating Board for their commitment to higher education. Next, Dr. Shonk explained how UACCB began in 1991 as Gateway Technical College. In October 1997, Gateway Technical College merged with the University of Arkansas System and with the passage of a county sales tax became the University of Arkansas Community College at Batesville in March 1998.

Vice Chair Cash announced the board would go into a Committee of the Whole. He noted that this would allow all members to vote during both committee meetings.

Agenda Item No. 1
 Bond/Loan Feasibility Update

This update consists of the actual terms for bond and loan issues receiving AHECB approval that occurred October 2023 through October 2024. An annual update was requested by the AHECB during the July 30, 2010 quarterly meeting.

There were no questions.

Agenda Item No. 2
Intercollegiate Athletic Revenues and Expenditures

Act 245 of 1989 (A.C.A. §6-62-106) directed the Coordinating Board to develop and establish uniform accounting standards and procedures for reporting revenues and expenditures. Based on these standard definitions and formats, the Coordinating Board is to collect the financial data and provide a uniform report of each institution's athletic revenues and expenditures for the previous fiscal year to the Legislative Joint Auditing Committee and the public by November of each year.

RESOLVED, That the Arkansas Higher Education Coordinating Board accepts the Report of 2023-24 Intercollegiate Athletic Revenues and Expenditures as prepared in accordance with Arkansas Higher Education Coordinating Board uniform accounting standards and definitions for athletic reporting.

FURTHER RESOLVED, That the Coordinating Board authorizes the Commissioner to transmit the Report of 2023-24 Intercollegiate Athletic Revenues and Expenditures to the Legislative Joint Auditing Committee according to the provisions of A.C.A. §6-62-106.

There were no questions.

Dr. Katherine Dudley moved to recommend Agenda Item No. 2 to the full Board for consideration. Dr. Jim Carr seconded, and the Committee unanimously approved.

Agenda Item No. 3
Recommendations for State Funding of Capital Projects:
2025-27 Biennium

Capital priorities for Development and Enhancement Fund projects in 2025-27 remain the same as those established in past biennia by the Arkansas Higher Education Coordinating Board (AHECB).

RESOLVED, That the Arkansas Higher Education Coordinating Board adopts the staff recommendations for state funding of capital projects totaling \$389.2 million as identified in the accompanying agenda materials.

FURTHER RESOLVED, That the Commissioner is authorized to transmit to the Governor and the General Assembly the Board's recommendation for state funding.

FURTHER RESOLVED, That the Commissioner is authorized to make such technical adjustments to these recommendations as may be required.

Vice Chair Cash asked how the selection for the release of funds was made. Nick Fuller said the recommendations could be made by the Governor's Office or the

Legislature but the decision is made outside of the Division. ADHE only helps facilitate the release of the funds.

Dr. Jim Carr moved to recommend Agenda Item No. 3 to the full Board for consideration. Heather Maxey seconded, and the Committee unanimously approved.

Agenda Item No. 4
Economic Feasibility of Bond Issue
Arkansas State University - Jonesboro

Arkansas State University-Jonesboro (ASUJ) requests approval of the economic feasibility of plans to issue federally taxable bonds in the amount of approximately \$30.0 million with a term of thirty (30) years with an estimated annual interest rate of 5.50 percent. Proceeds from the loan will be used for educational and general (E&G) purposes. Arkansas State University Board of Trustees approved this financing at its meeting on September 19, 2024.

The E&G issue will be \$30.0 million with an estimated annual debt service of \$2,038,297 and a term of thirty (30) years. Proceeds from the bond issue will be used to design, construct, furnish, and equip the College of Veterinary Medicine building, with an estimated square footage of approximately 55,392. Coordinating Board policy regarding debt service for E&G projects provides that a maximum of twenty-five (25) percent of net tuition and fee revenue less unrestricted educational and general scholarship expenditures may be pledged to E&G debt service.

RESOLVED, That the Arkansas Higher Education Coordinating Board considers economically feasible plans for Arkansas State University-Jonesboro to issue federally taxable bonds in the amount of approximately \$30.0 million with a term of thirty (30) years with an estimated annual interest rate of 5.50 percent to design, construct, furnish, and equip the College of Veterinary Medicine building.

FURTHER RESOLVED, That the Commissioner of the Arkansas Division of Higher Education is authorized to notify the President and the Chair of the Board of Trustees of Arkansas State University-System, and the Chancellor of Arkansas State University-Jonesboro of the Coordinating Board's resolution.

Dr. Jim Carr asked when the College of Veterinary Medicine building would be complete and when would the program start. Nick Fuller said the program is scheduled to begin in the Fall of 2026.

Dr. Jim Carr moved to recommend Agenda Item No. 4 to the full Board for consideration. Carolyn Rhinehart seconded, and the Committee unanimously approved.

Agenda Item No. 5
 Technical Certificate and Certificate of Proficiency in Energy Management
 North Arkansas College

The administration and Board of Trustees of North Arkansas College (NAC) request approval to offer the Technical Certificate and Certificate of Proficiency in Energy Management, effective Fall 2024.

The proposed 17 credit-hour Certificate of Proficiency and 35 credit-hour Technical Certificate in Energy Management are designed to prepare students for an entry-level career in energy management, building science, and related fields, with a focus on sustainable practices and green technologies. The program will also focus on workforce training for local and regional businesses, partners, and contractors in the renewable energies industry. The proposed program will stack into the existing Associate of Applied Science in General Technology for those students wishing to further their education.

RESOLVED, That the Arkansas Higher Education Coordinating Board approves the offering of the Technical Certificate in Energy Management (CIP 15.1701) and the Certificate of Proficiency in Energy Management (CIP 15.1701), at North Arkansas College, effective Fall 2024.

FURTHER RESOLVED, That the Coordinating Board instructs the Commissioner of the Arkansas Division of Higher Education to inform the President and Chair of the Board of Trustees of North Arkansas College of the approval.

Dr. Matt Cardin, Vice President of Academic Affairs, provided additional background information.

Dr. Katherine Dudley moved to recommend Agenda Item No. 5 to the full Board for consideration. Carolyn Rhinehart seconded, and the Committee unanimously approved.

Agenda Item No. 6
 Associate of Science in Data Science – Data Analytics
 Arkansas State University Newport

The administration of Arkansas State University Newport (ASUN) and Board of Trustees of the Arkansas State University System request approval to offer the Associate of Science in Data Science – Data Analytics, effective Spring 2025.

The proposed, fully online Associate of Science in Data Science – Data Analytics will equip students with the skills needed to navigate artificial intelligence, automation, and the rapid pace of technological advancement in order to make timely, data-driven decisions and improve business processes and outcomes, develop new products, and make strategic marketing decisions. This high wage, high-demand employment sector provides students with a positive outlook for

employment prospects, internship and apprenticeship opportunities, and overall long-term program viability.

RESOLVED, That the Arkansas Higher Education Coordinating Board approves the offering of the Associate of Science in Data Science – Data Analytics (CIP 30.7001) at the Arkansas State University Newport, effective Spring 2025.

FURTHER RESOLVED, That the Coordinating Board instructs the Commissioner of the Arkansas Division of Higher Education to inform the Chancellor of Arkansas State University Newport and the Chair of the Board of Trustees of the Arkansas State University System of the approval.

Dr. Tiffany Myers, Vice Chancellor for Academic Affairs, provided additional background information.

Dr. Katherine Dudley asked if there was a proposed timeline for incorporating it into the K-12 curriculum. Dr. Myers said Fall 2025.

Dr. Jim Carr moved to recommend Agenda Item No. 6 to the full Board for consideration. Carolyn Rhinehart seconded, and the Committee unanimously approved.

Agenda Item No. 7
Associate of Science in Data Science
Southern Arkansas University Tech

The administration of Southern Arkansas University Tech (SAUT) and the Board of Trustees of the Southern Arkansas University System request approval to offer the Associate of Science in Data Science – Data Analytics, effective Fall 2024.

The proposed, 62 credit-hour Associate of Science in Data Science program will prepare students with the necessary skills to identify, clean, transform, model, and present data to identify relationships, inform conclusions, and support decision making. The program will provide students with a comprehensive understanding of data science principles, tools, and techniques, equipping them with the skills necessary for a career in data analysis, data management, and related fields. The program will emphasize practical experience and interdisciplinary applications to prepare students for both immediate entry into the workforce and transfer to four-year institutions.

RESOLVED, That the Arkansas Higher Education Coordinating Board approves the offering of the Associate of Science in Data Science (CIP 30.7001) at Southern Arkansas University Tech, effective Fall 2024.

FURTHER RESOLVED, That the Coordinating Board instructs the Commissioner of the Arkansas Division of Higher Education to

inform the Chancellor of Southern Arkansas University Tech and the Chair of the Board of Trustees of the Southern Arkansas University System of the approval.

Dr. Valerie Wilson, Vice Chancellor for Academics, and Divesh Acharya, Computer Information Systems instructor, provided additional background information.

Dr. Jim Carr asked why SAU is only projecting four (4) students for their program when ASUN is projecting twenty (20).

Divesh Acharya explained that the program's main goal was to create a program that will close the gap between transferring students as well as allowing students to be hired after two years.

Carolyn Rhinehart moved to recommend Agenda Item No. 7 to the full Board for consideration. Dr. Katherine Dudley seconded, and the Committee unanimously approved.

Agenda Item No. 8
Doctor of Philosophy in Environmental Health Sciences
University of Arkansas for Medical Sciences

The administration of the University of Arkansas for Medical Sciences (UAMS) and Board of Trustees of the University of Arkansas System request approval to offer the Doctor of Philosophy in Environmental Health Sciences, effective Spring 2025.

The proposed Doctor of Philosophy in Environmental Health Sciences will offer students advanced study in the field of environmental health science, or the study of how chemical, physical, and biological exposures cause adverse effects on individuals, communities, and the environment. The program will take a multidisciplinary approach to provide students with an advanced understanding of the impact of the environment on human health, how humans interact with the environment, and the importance of improving and maintaining healthy environments in communities and workplaces.

RESOLVED, That the Arkansas Higher Education Coordinating Board approves the offering of the Doctor of Philosophy in Environmental Health Sciences (CIP 51.2202) at the University of Arkansas for Medical Sciences, effective Spring 2025.

FURTHER RESOLVED, That the Coordinating Board instructs the Commissioner of the Arkansas Division of Higher Education to inform the Chancellor of the University of Arkansas for Medical Sciences and the Chair of the Board of Trustees of the University of Arkansas System of the approval.

Dr. Gunnar Boysen, Associate Professor of Environmental Health Sciences for the College of Public Health, provided additional background information.

Dr. Jim Carr asked how many PhD programs UAMS offers. Dr. Kristen Sterba, Provost, said that UAMS has several PhD programs, however, none that cover this area.

Dr. Katherine Dudley asked what a typical job as a Doctor of Philosophy in Environmental Health Sciences looks like. Dr. Boysen said with this degree a person could either be a researcher or work for a government regulatory agency, among other things.

Dr. Jim Carr moved to recommend Agenda Item No. 8 to the full Board for consideration. Carolyn Rhinehart seconded, and the Committee unanimously approved.

Agenda Item No. 9
Doctor of Philosophy in Forest Resources
University of Arkansas

The University of Arkansas at Monticello (UAM) proposes a change to its role and scope to include the offering of doctoral programs with the Doctor of Philosophy in Forest Resources as its inaugural program. UAM is uniquely positioned to offer this degree as the only four-year institution in Arkansas with a Forestry program. UAM's program offerings currently include degrees in Forestry at the Associate, Bachelor, and Master levels.

The proposed Doctor of Philosophy in Forest Resources will increase the state's forestry and natural resources scientific workforce, and importantly, do so through applied, in-depth education and research on Arkansas forestry and natural resource issues. Given that Arkansas has never offered a Ph.D. in forest resources, it has been entirely reliant on doctoral programs of other states. This doctoral program will be offered by UAM's College of Forestry, Agriculture, and Natural Resources (CFANR). The CFANR also houses the Arkansas Forest Resources Center of the University of Arkansas System Division of Agriculture which provides funding for research that bolsters the ability of the CFANR to deliver the program.

The proposed Ph.D. in Forest Resources will require 72 post-baccalaureate credit hours, of which a minimum of 48 hours will be coursework and up to 24 hours of credit for research/dissertation preparation and defense. Additionally, the degree requirements include the completion of an entrance seminar, comprehensive exams, a dissertation, one semester of instruction of a lower-level undergraduate course or lab, and a dissertation defense. Over the first five years, UAM expects to enroll at least fourteen students into the proposed doctoral program.

Vice Chair Cash asked where the closest forest resources doctoral program is located. Michael Glaser, Dean of the College of Forestry Agriculture and Natural Resources, said that there are some similar programs at Missouri State University, Louisiana State University and Oklahoma State University.

Agenda Items No. 10 & 11
Arkansas Public Institutions
Letters of Notification and Letters of Intent

The Commissioner of the Arkansas Division of Higher Education approved institutional requests for new programs not requiring Board action unless further review is requested by the Board. During this period, the Institutional Certification Advisory Committee received notice of requests from Arkansas public institutions to offer degree programs. The program notice lists appear in the Arkansas Public Institutions Letters of Notification on pages 10-1 through 10-23 and in the Arkansas public institutions Letters of Intent on pages 11-1 of the agenda book.

There were no questions.

Agenda Item No. 12
Out-of-State and Arkansas Private Institutions

RESOLVED, That pursuant to A.C.A. §6-61-301, the Arkansas Higher Education Coordinating Board grants initial certification to the institutions listed on pages 1 - 2 to offer the specified degree programs to Arkansas residents for a period of three years through December 31, 2027.

FURTHER RESOLVED, That the Commissioner of the Arkansas Division of Higher Education is authorized to notify the administration of said institutions that the certification of the degree programs requires the institution to notify the Arkansas Division of Higher Education whenever any of the following occurs: (1) major reorganization of the controlling body; (2) changes in the charter or incorporation documents of the institution; or (3) changes in the method of operation of the institution's programs in Arkansas.

FURTHER RESOLVED, That the Coordinating Board instructs the Commissioner to notify the administration of said institutions that any advertisement or published materials using the name of the Arkansas Higher Education Coordinating Board or the Arkansas Division of Higher Education must contain the following statement:

Arkansas Higher Education Coordinating Board certification does not constitute an endorsement of any institution or program. Such certification merely indicates that certain criteria have been met as required under the rules and regulations implementing institutional and program certification as defined in A.C.A. §6-61-301.

Initial Program Certifications – Distance Technology

Pepperdine University, Malibu, California
University of California, Davis, Davis, California
University of Southern California, Los Angeles, California
Walden University, Minneapolis, Minnesota

New Institutions – Initial Program Certifications – Distance Technology

American Musical and Dramatic Academy College of the Performing Arts, Los Angeles, California
Hannibal-LaGrange University, Hannibal, Missouri

There were no questions.

Dr. Jim Carr moved to recommend Agenda Item No. 12 to the full Board for consideration. Carolyn Rhinehart seconded, and the Committee unanimously approved.

Agenda Items No. 13 & 14
Out-of-State and Arkansas Private Institutions
Letters of Notification and Letters of Intent

The Commissioner of the Arkansas Division of Higher Education approved institutional requests for new programs not requiring Board action unless further review is requested by the Board. During this period, the Institutional Certification Advisory Committee received notice of requests from out-of-state and Arkansas private institutions to offer degree programs to Arkansas residents. The program notice lists appear in the Letters of Notification on pages 13-1 through 13-7 and in the Letters of Intent on page 14-1 of the agenda book.

There were no questions.

Agenda Item No. 15
Approval of Minutes

Heather Maxey moved to approve Agenda Item No. 15. Carolyn Rhinehart seconded the motion and the Board unanimously approved.

Agenda Item No. 16
Appointment of Nominating Committee

Chair Graycen Bigger appointed members of the Arkansas Higher Education Coordinating Board nominating committee. The nominating committee will recommend Board officers for 2025-26 at the January 24, 2025, meeting. The members included Dr. Jim Carr, Lucas Pointer, and Dr. Katherine Dudley.

Carolyn Rhinehart moved to approve Agenda Item No. 16. Heather Maxey seconded the motion and the Board unanimously approved.

Agenda Item No. 17
Approval of 2025 Coordinating Board
Meeting Schedule

The Arkansas Higher Education Coordinating Board meets quarterly to act upon Board initiatives and to respond to campus proposals.

RESOLVED, That the Arkansas Higher Education Coordinating Board agrees to the following dates for regular quarterly meetings during 2025: January 24, April 25, July 25, and October 24.

FURTHER RESOLVED, That the Board expresses its appreciation and accepts the invitations to meet in January at Arkansas Tech University in Russellville, in April at Southern Arkansas University in Magnolia, in July at the University of Arkansas Pulaski Technical College in North Little Rock, and in October at Arkansas State University in Beebe.

Dr. Katherine Dudley moved to approve Agenda Item No. 17. Carolyn Rhinehart seconded the motion and the Board unanimously approved.

Agenda Item No. 18 Commissioner's Report

Commissioner Warden began by thanking the Coordinating Board and ADHE staff for all they do to help move education forward in Arkansas. He also thanked Chancellor Shonk and UACCB for hosting the Coordinating Board meeting.

Institutional Changes

Effective on September 23, Dr. Brendan Kelly became the third president of the Arkansas State University System. Kelly, previously served as president of the University of West Georgia since 2020.

Celebrating 15 Years of the Arkansas Scholarship Lottery

This month marks the 15th year of the Arkansas Scholarship Lottery. Since 2009, ADHE has awarded more than \$1,390,788,584.00 in Arkansas Lottery Scholarships to Arkansas college students.

Arkansas Student Loan Authority

The Arkansas Student Loan Authority (ASLA) partners with colleges and universities to assist student loan borrowers in successfully managing their student loan debt. Dr. Tony Williams, Director of ASLA, provided national and local federal student loan default rates.

Agenda Item No. 19 Annual Report of Credentials Awarded

In academic year 2024, Arkansas higher education institutions reported 52,773 credentials were awarded to 42,325 students. This was a 5.4% increase in the number of credentials and 4.6% increase in the number of unduplicated students receiving those credentials. Prior to 2024, the number of students receiving credentials remained consistent for the past five years, running just above 40,000, but 2024 showed solid improvement with institutions reporting an increase of almost

2,000 recipients over 2023. Comparing 2024 to 2015, the number of credentials awarded has increased more than 10,000 and the number of students receiving those credentials has increased more than 5,000.

Agenda Item No. 20
Annual Report on Academic Program Status
Academic Year 2024

Throughout the academic year, ADHE Academic Affairs staff receive documentation from Colleges and Universities requesting a change of status for academic degree programs. Each quarter, these program status change requests are presented to AHECB for approval via Program Proposal and Letters of Notification agenda items.

From July 1, 2023, through June 30, 2024, ADHE Academic Affairs staff completed a total of 265 status change requests. The graph below shows the distribution of these changes in status. As depicted, 130 Additions to create new, active programs were processed, along with 50 Deletions/Phase-Outs and 85 Inactivations/Future Inactivations.

There were no questions.

Agenda Item No. 21
Annual Report on Concurrent Education

Under Arkansas Code §6-18-223, a public-school student who is enrolled in an Arkansas public school system and has successfully completed the eighth grade is eligible to enroll in a public two-year or four-year institution of higher education to complete a college course for *high school* and *college credit*. Concurrent enrollment allows students to obtain credit toward a high school diploma at the same time they earn college credit. Concurrent enrollment can be taught on a high school campus, college campus, or by distance/digital technology.

For the last two years, the overall number of students enrolling in high school has increased. The percentage of high school enrollment has increased by 4.1% over the past five years, when comparing AY2020 to AY2024.

There were no questions.

Agenda Item No. 22
Annual Status Report for
Sexual Assault Prevention on Campus

Mason Campbell presented the Annual Status Report for Sexual Assault Prevention on Campus. Under Act 563 of 2017, the Higher Education Coordinating Board was directed to develop an action plan to address the prevention of sexual assault. ADHE has collected the annual campus status reports for the 2023–2024 academic year, as required by the legislation.

There were no questions.

Agenda Item No. 23
Unplanned Pregnancy Prevention Annual Report

Mason Campbell presented the Unplanned Pregnancy Prevention Annual Report. Under Act 943 of 2015, the Arkansas Higher Education Coordinating Board (AHECB) was directed to develop an action plan to address unplanned pregnancies on college campuses. In the uncodified portion of the legislation, the high rate of unplanned pregnancy among older teens of college age was addressed and institutions of higher education were called upon to act. ADHE has collected the campus implementation reports for 2023-2024.

There were no questions.

Report of the Committees

Vice Chair Cash presented the report of the Finance Committee and moved approval of Agenda Items 2 - 4. Dr. Jim Carr seconded, and the board unanimously approved.

Vice Chair Cash presented the report of the Academic Committee and moved approval of Agenda Items 5 – 8 and 12. Carolyn Rhinehart seconded, and the board unanimously approved.

Remarks by Presidents/Chancellors and Guest

The next quarterly meeting will be held on January 24, 2025, at Arkansas Tech University in Russellville, at 9:00 a.m.

With no further comments, the meeting was adjourned at 11:06 a.m.

SUBMITTED BY:

Nichole Abernathy

APPROVED:

Dr. Kyle Miller, Secretary

Agenda Item No. 12
Higher Education Coordinating Board
January 24, 2025

REPORT OF NOMINATING COMMITTEE

The Nominating Committee (Chair Dr. Jim Carr, Lucas Pointer and Dr. Katherine Dudley) will make a recommendation on the slate of Board officers for 2025-26, and the Board will act upon the recommendation.

**STATE BOARD OF HIGHER EDUCATION FOUNDATION
ELECTION OF SUPERVISORY COMMITTEE**

The State Board of Higher Education Foundation was established on May 2, 1992. The Board for the Foundation includes three annually elected members: a president, a vice president and a secretary/treasurer. The Foundation was established in order to accept private funds for specific projects for the benefit of higher education in Arkansas. The current officers are:

Dr. Jim Carr – President
Chad Hooten – Vice President
Dr. Kyle Miller – Secretary/Treasurer

The terms for these members have lapsed, requiring a re-election or new appointments.

**APPROVAL OF REIMBURSEMENT OF EXPENSES FOR MEMBERS
OF THE HIGHER EDUCATION COORDINATING BOARD AND
INSTITUTIONAL CERTIFICATION ADVISORY COMMITTEE**

Although members of the Arkansas Higher Education Coordinating Board (AHECB) and its Institutional Certification Advisory Committee (ICAC) by law serve without compensation, they may receive expense reimbursement for performing official board duties after following certain procedures set out by Act 1211 of 1995 (A.C.A. §25-16-901 et seq.).

Prior to the passage of Act 1211 of 1995, members were authorized to receive reimbursement for actual expenses. Act 1211 provided that each state board may, by a majority vote of the total membership of the board cast during its first regularly scheduled meeting of each calendar year, authorize expense reimbursement for each board member for performing official board duties. The act also stated that the expense reimbursement shall not exceed the rate established for state employees by state travel regulations.

Act 250 of 1997 amended Arkansas Code §6-61-201(e), which provided for reimbursement of actual expenses for the Board, and §6-61-302(d), which provided for reimbursement of normal expenses for members of the ICAC, to conform with the 1995 Act. Act 114 of 1997, which created the Arkansas Higher Education Coordinating Board, also states, "(l) Members of the board shall serve without compensation but may receive expense reimbursement in accordance with §25-16-901 et seq."

Because Act 1211 of 1995 (A.C.A. §25-16-901 et seq.) is the sole authority for expense reimbursement, it is necessary for the Coordinating Board to adopt a resolution authorizing expense reimbursement for board members and members of the ICAC. The following resolution is presented for the Coordinating Board's consideration:

RESOLVED, That the Arkansas Higher Education Coordinating Board, by a majority vote of its total membership, authorizes expense reimbursement for each board member and member of the ICAC for performing official board duties.

FURTHER RESOLVED, That the expense reimbursement shall not exceed the rate established for state employees by state travel regulations.

FURTHER RESOLVED, That the Coordinating Board instructs the Director of the Division of Higher Education to send a copy of this resolution to the Department of Finance and Administration to notify that agency of compliance with Act 1211 of 1995.

REPORT OF THE COMMISSIONER

Arkansas National Guard

On October 28, Commissioner Warden along with Department of Education, Division of Higher Education and Governor's Office staff met with Brigadier General Chad Bridges and members of the Arkansas National Guard at Camp Robinson. While touring the facilities, the group learned about the Arkansas Army National Guard and Arkansas Air National Guard's mission and service to the state of Arkansas.

Currently, ADHE offers the National Guard Tuition Waiver (NGTW) which helps pay tuition and mandatory fees for Air and Army National Guard members. There are no minimum or maximum hours and the tuition waiver will cover up to 120 hours. NGTW is a last dollar scholarship meaning, all other free money must be applied to a student's tuition and fee's before NGTW can be applied.

ADHE also offers the Military Dependents Scholarship (MDS), which provides a waiver of tuition, fees, room and board at any public or private college, university, or technical institute in Arkansas for dependents and spouses of Arkansans who were killed or missing in action or who were prisoners of war or who are totally and permanently disabled.



SREB State Leaders Forum

On November 18 – 20, ADHE staff joined professionals from across the country at the Southern Regional Education Board (SREB) State Leaders Forum in Atlanta, GA. Each state team consisted of PreK-12 state education agency leaders, heads of state higher education offices (two-year and four-year), workforce development and labor representatives, and legislators who serve on legislative education committees. The forum agenda included sharing sessions on promising practices, role a-like discussions, and state team action planning. Participants had the opportunity to gain experience about efforts to align education and workforce into one system and how to evaluate the effectiveness of the system.



The nonpartisan, nonprofit SREB is headquartered in Atlanta. The compact's 16 states are Alabama, Arkansas, Delaware, Florida, Georgia, Kentucky, Louisiana, Maryland, Mississippi, North Carolina, Oklahoma, South Carolina, Tennessee, Texas, Virginia and West Virginia.

National Summit on Education

Commissioner Warden attended the 16th annual National Summit on Education, where he had the opportunity to network with policymakers, parents, educators and advocates. The conference was filled with thoughtful, in-depth discussions on policies, laws and new trends and innovations that are transforming education.



Lt. General Jay Silveria Appointed President of University of Arkansas System

The Board of Trustees of the University of Arkansas approved the selection of retired United States Air Force Lieutenant General Jay B. Silveria as the next president of the University of Arkansas System. Silveria, the associate vice president and executive director of Texas A&M University and the Bush School of Government & Public Service in Washington, D.C. and former superintendent at the U.S. Air Force Academy in Colorado Springs, Co., is expected to start Jan. 15, 2025.



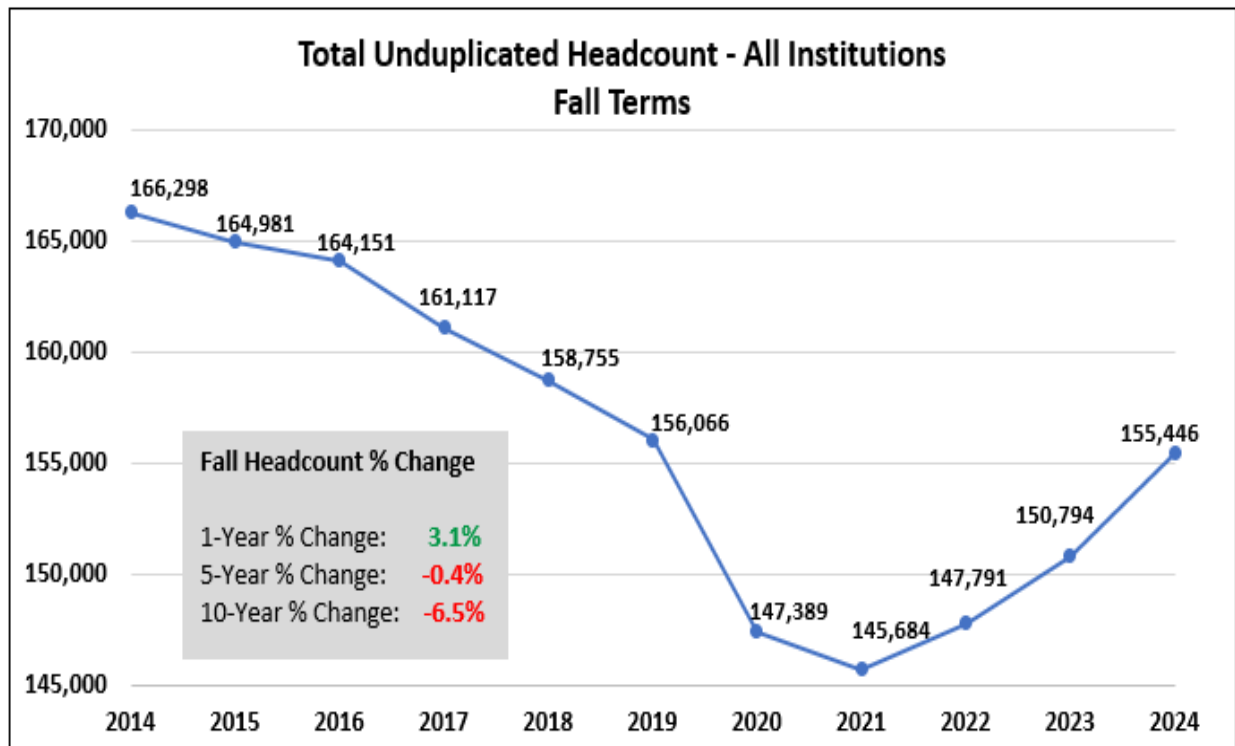
ANNUAL ENROLLMENT REPORT

Fall Student Headcount

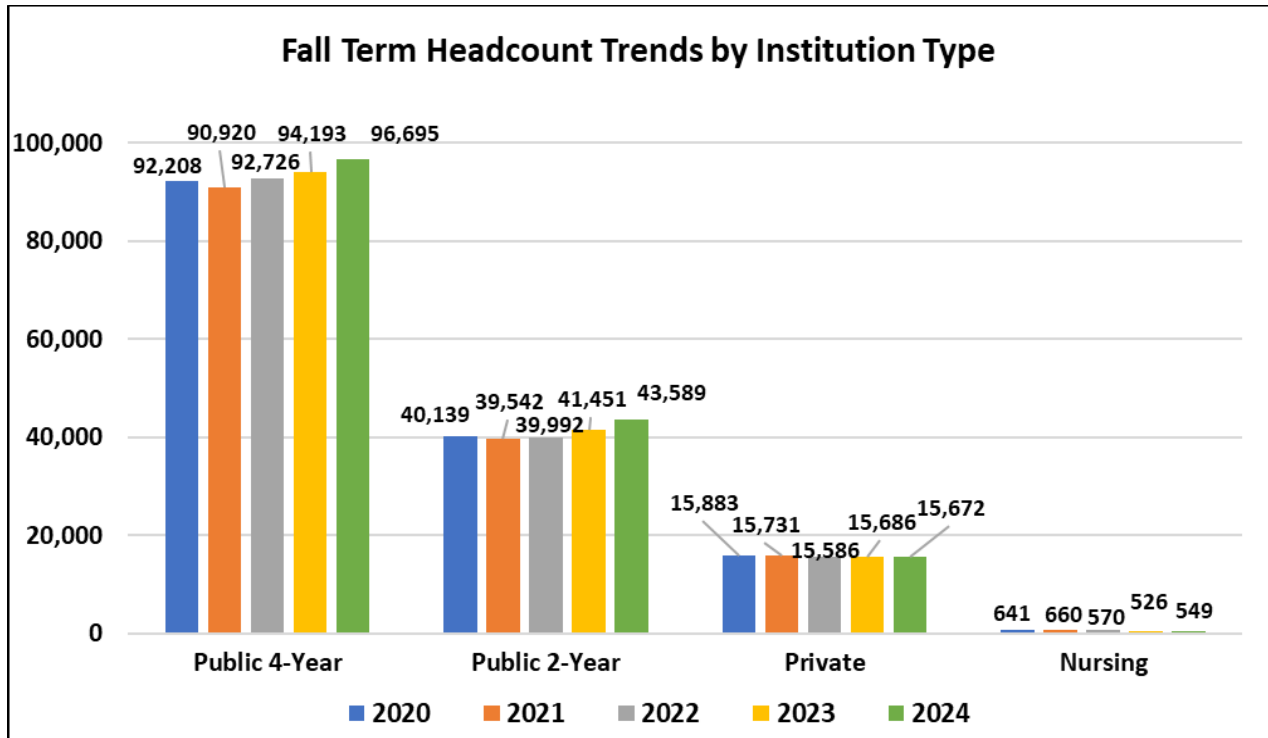
The **total** unduplicated headcount for the fall 2024 term in all sectors of Arkansas higher education, including public universities, public colleges, private/independent colleges and universities, and nursing schools was **155,446 students**, representing an increase of 3.1% from the fall 2023 term.

Fall headcount is slowly recovering from the considerable drop in headcount caused by the Covid-19 pandemic, but still has not reached the pre-pandemic headcount of 156,066 reported in fall 2019.

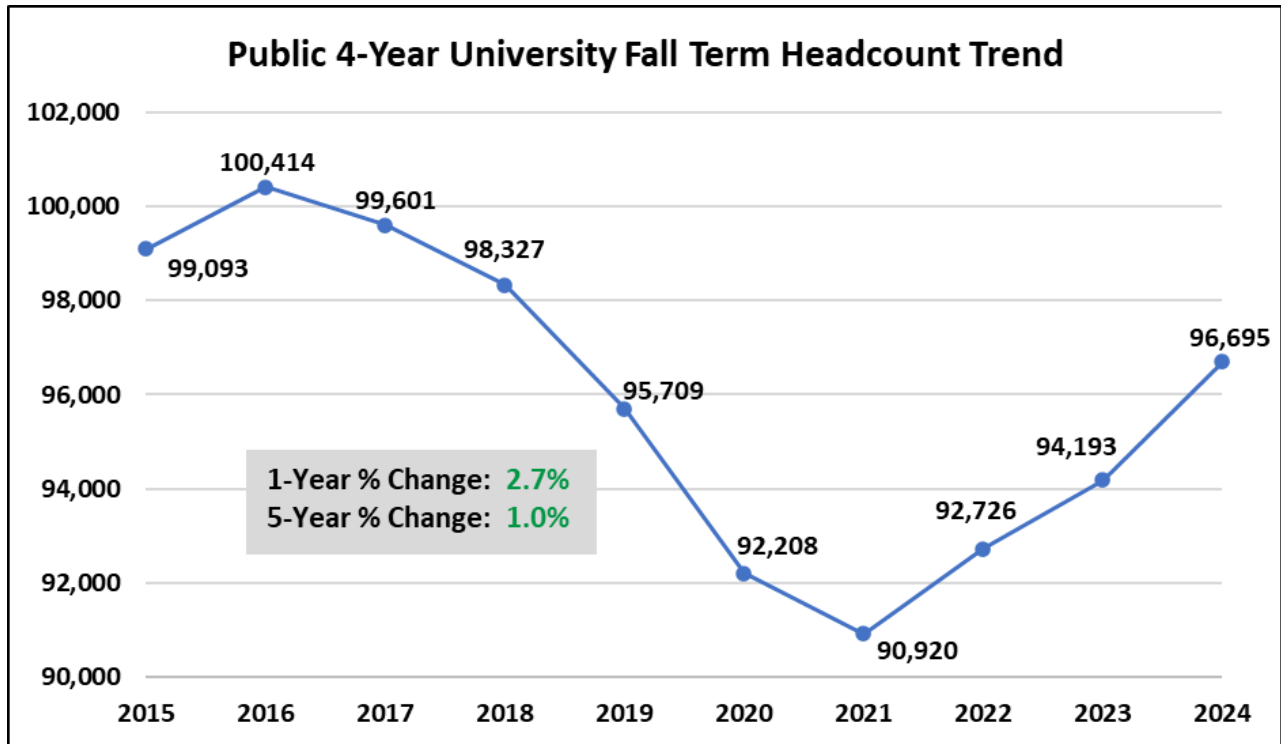
Of the 155,446 students enrolled in fall 2024, 1,495 students enrolled at more than one Arkansas college or university, which represents 1% of the total fall 2024 headcount.



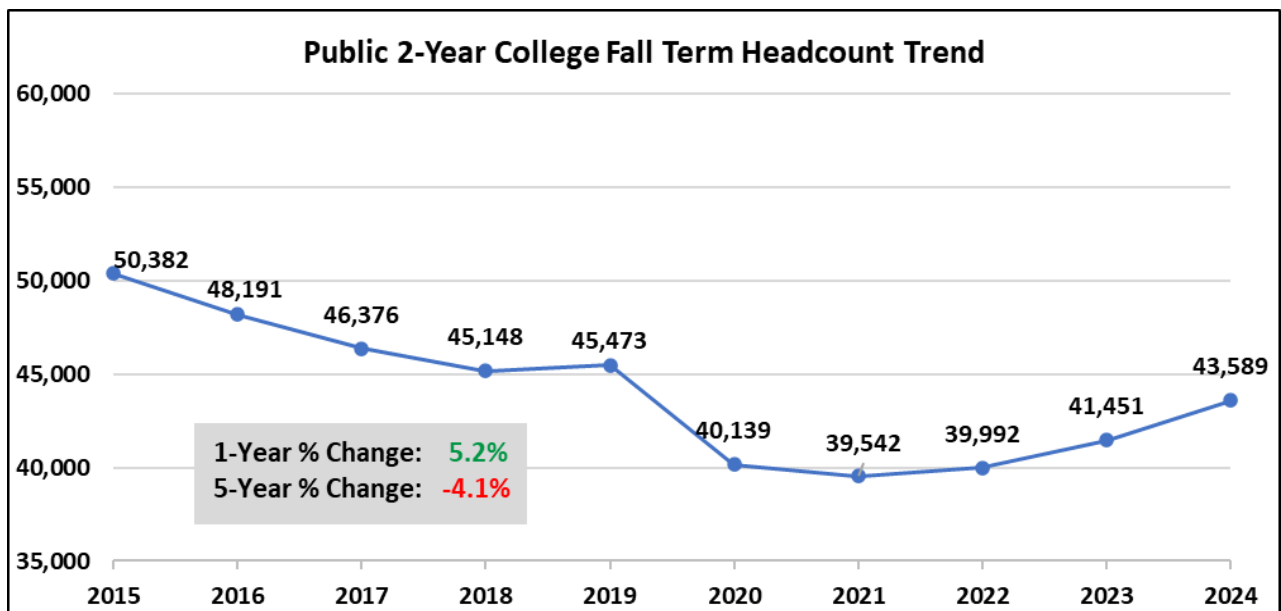
The following graph represents a five-year total fall headcount trend for each sector of Arkansas higher education. The public 4-year universities, public 2-year colleges, and our nursing institutions experienced an overall increase in fall headcount, while the private/independent institutions reported a slight decline. The percentage of total fall headcount by sector remains consistent for the past five years with the public 4-year universities serving 62% of our fall headcount, the public 2-year colleges serving 28%, the private/independent institutions enrolling 10%, and the two nursing schools enrolling less than 1% of fall term headcount.



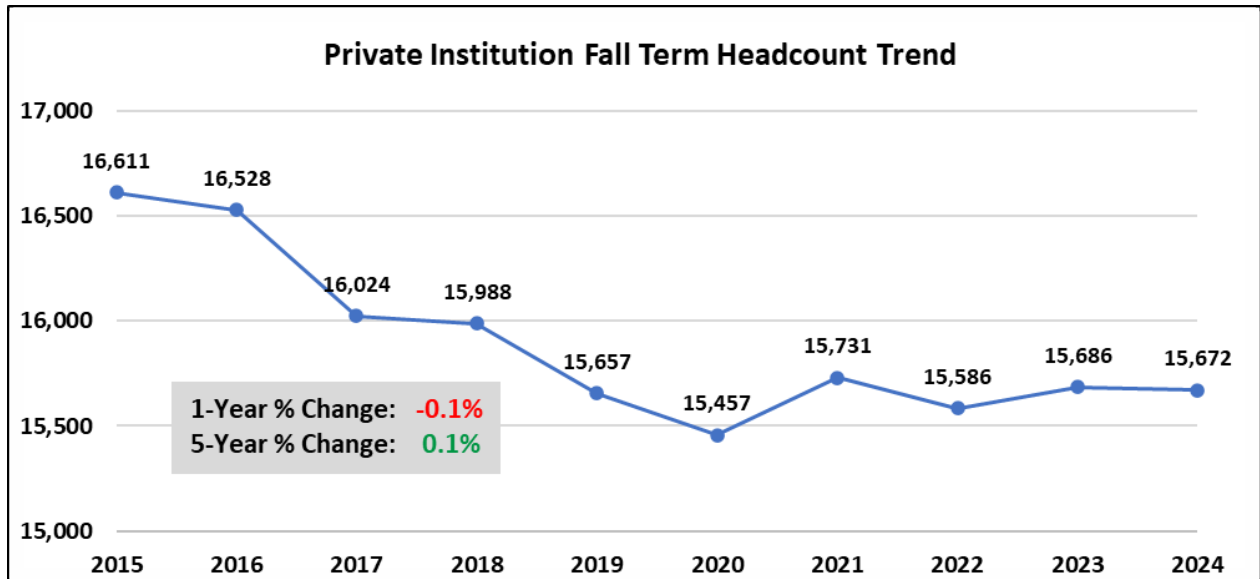
The public 4-year universities reported a fall term increase for the past three years in a row and surpassed the pre-pandemic headcount in fall 2019 of 95,709.



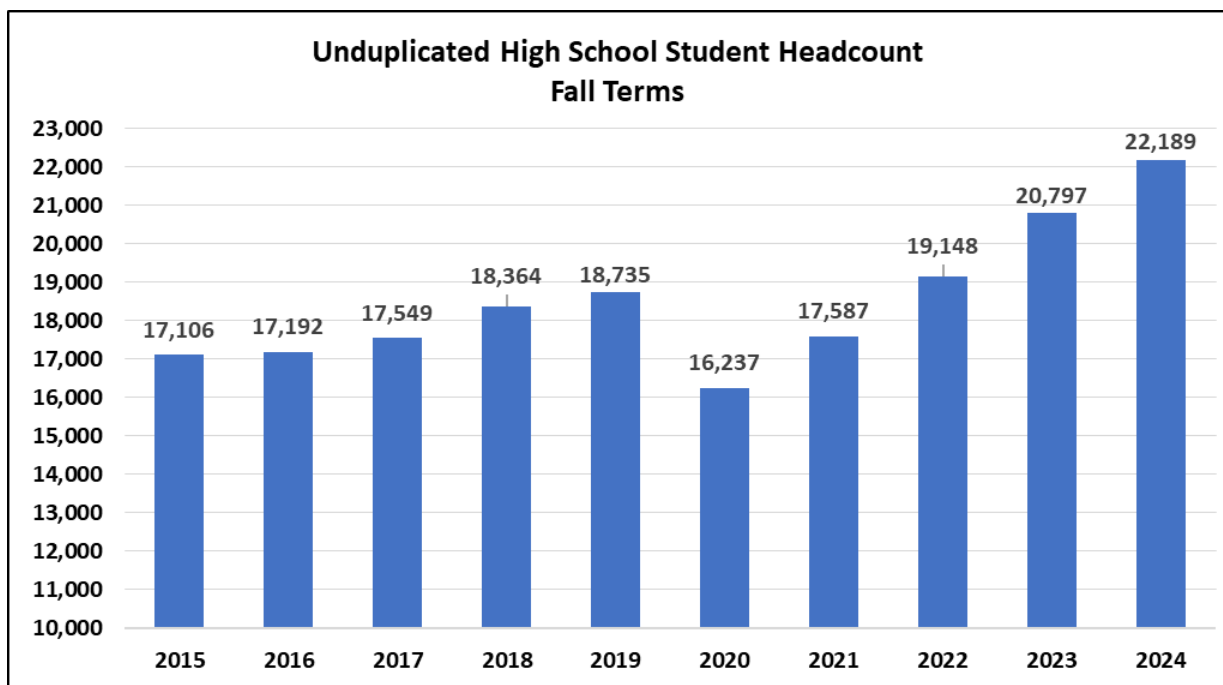
The public 2-year colleges reported an increase from fall 2023 of 5.2% but have yet to return to the fall 2019 pre-pandemic headcount of 45,473.



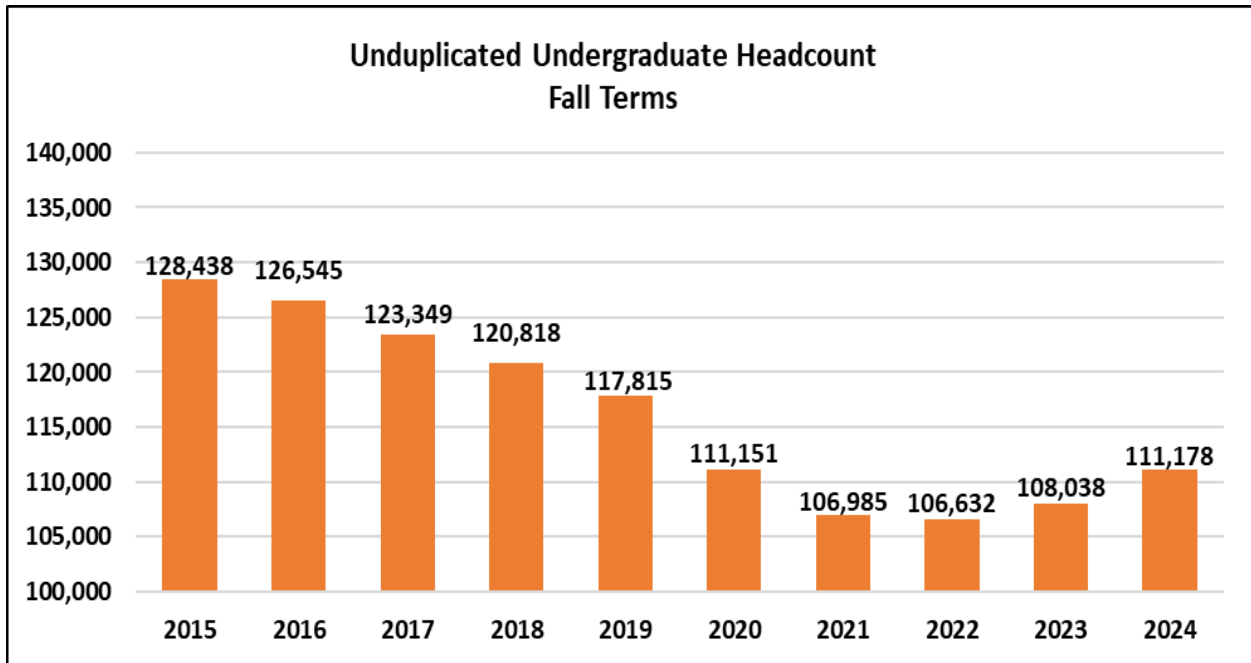
Private/independent colleges and universities reported a slight 0.1% decrease over fall 2023. They experienced their highest headcount in the fall 2011 term of 17,349.



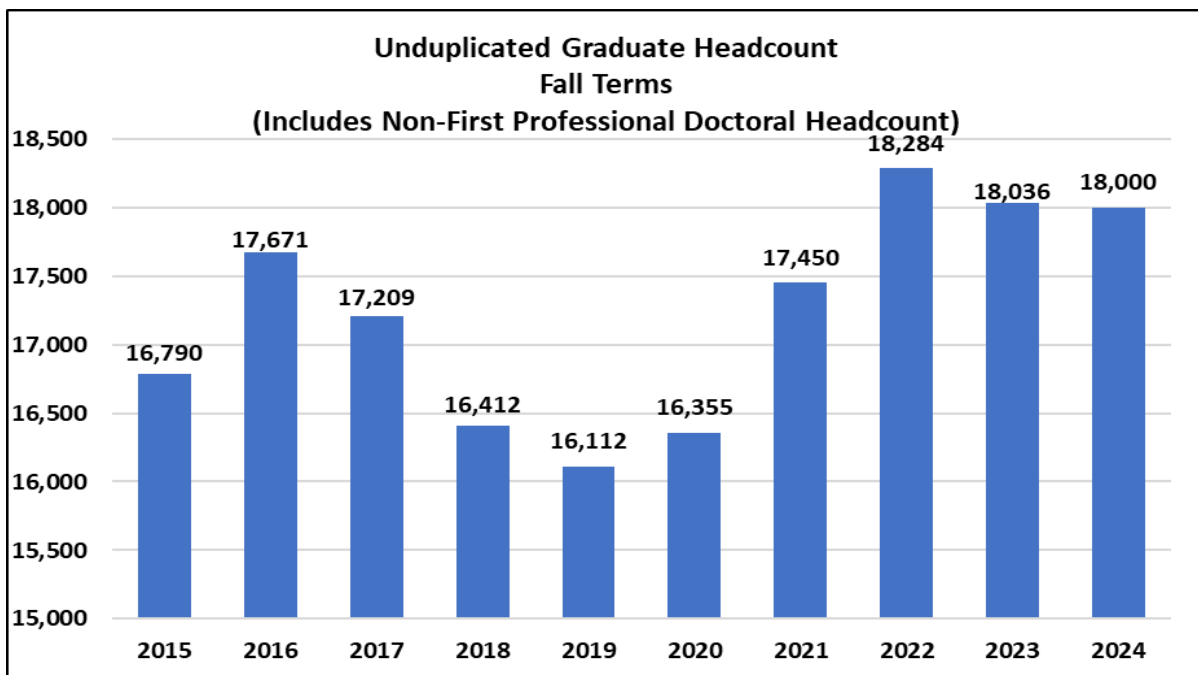
Statewide High School student headcount, including both concurrent and dually enrolled students, increased from last year by 1,392 students, which is a 6.7% increase. This represents the largest high school student fall term headcount. The Covid-19 pandemic was a significant factor in the decline in high school headcounts starting in fall 2020. There were 831 high school students enrolled in college courses with more than one institution, which is 3.7% of the total high school student headcount.



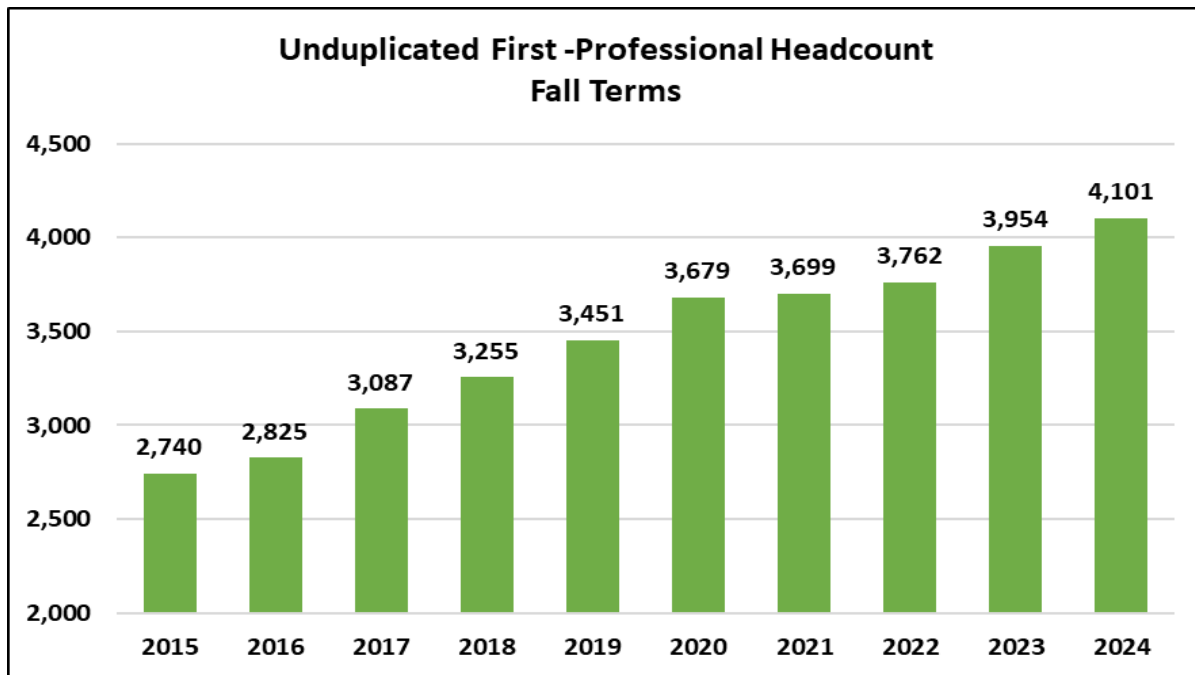
Statewide undergraduate headcount increased 2.9%. The largest undergraduate class on record is 142,441 reported in fall 2011. The undergraduate headcount reported here does not include high school student headcount reported above.



Statewide graduate headcount for all public and private institutions declined for fall 2024 by 36 students representing a 0.2% loss from the fall 2023 term.



First-professional headcount has grown each of the last ten years. Fall 2024 reported a 3.7% increase over fall 2023. Headcount includes students in law, medicine, pharmacy, advanced nursing programs, and occupational and physical therapies.

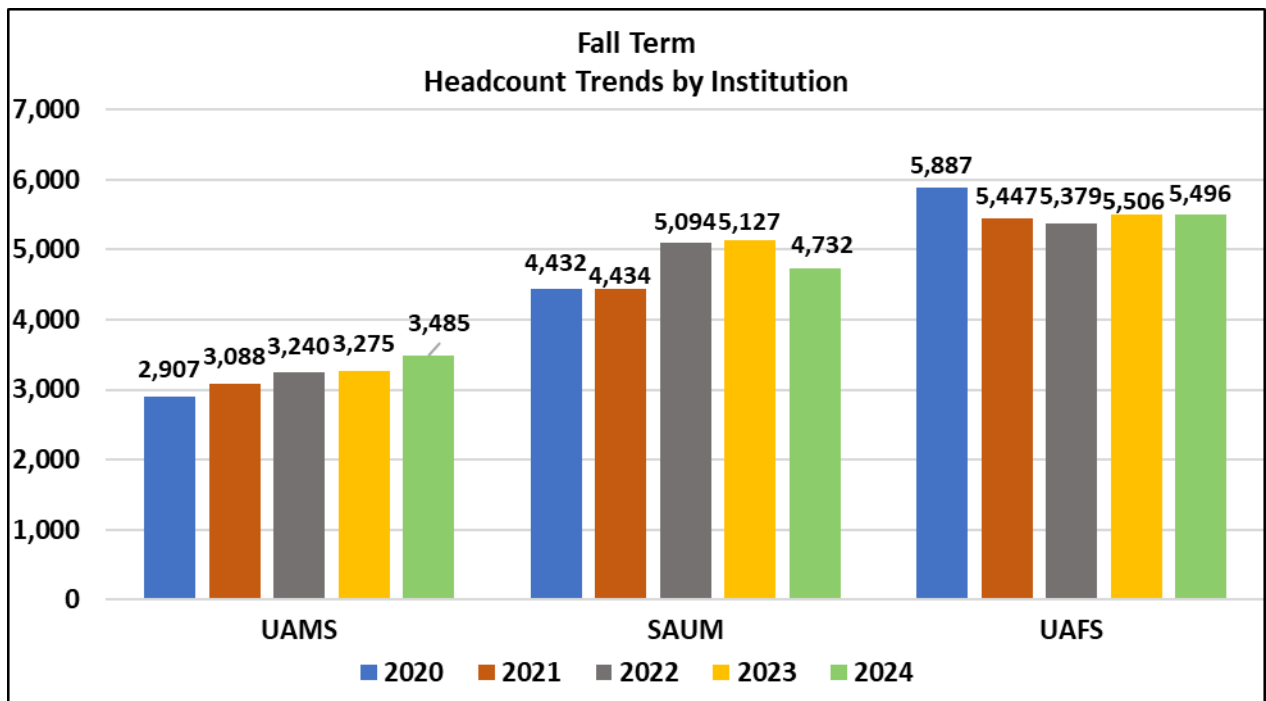
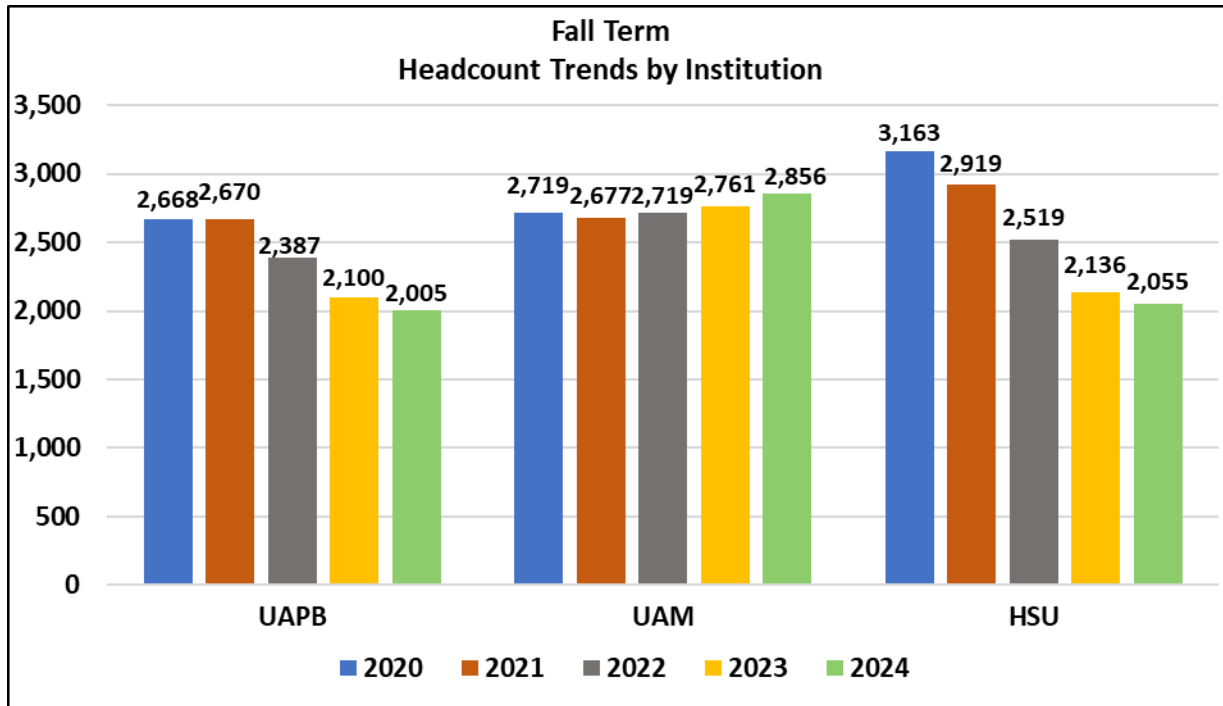


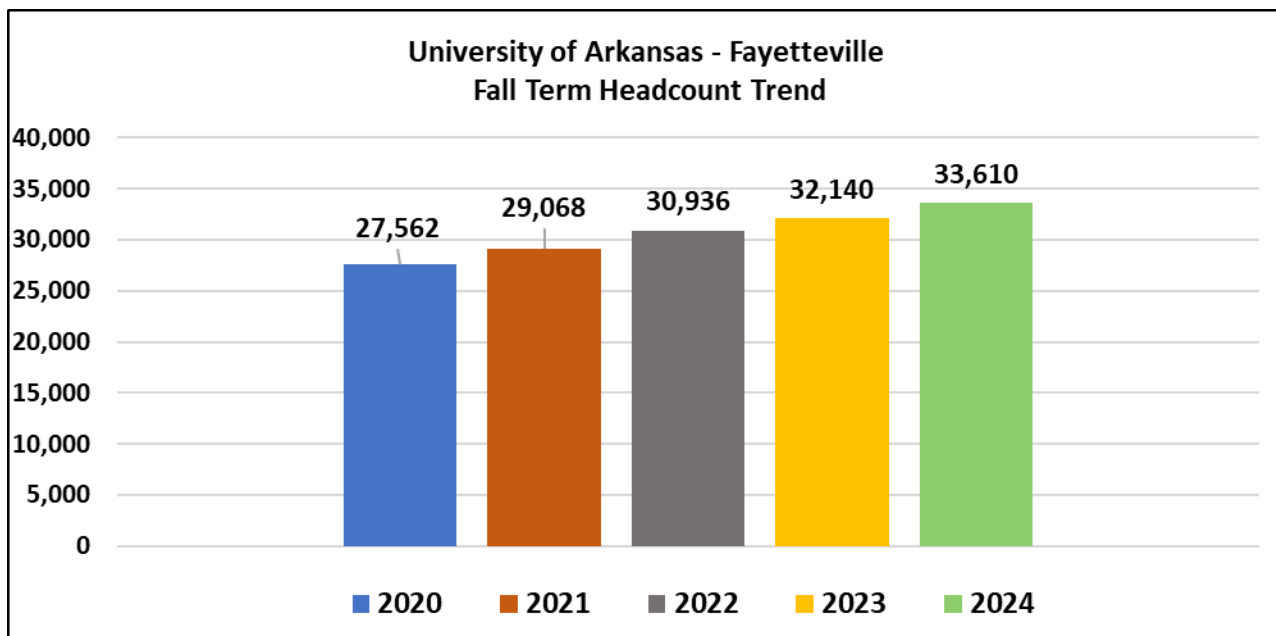
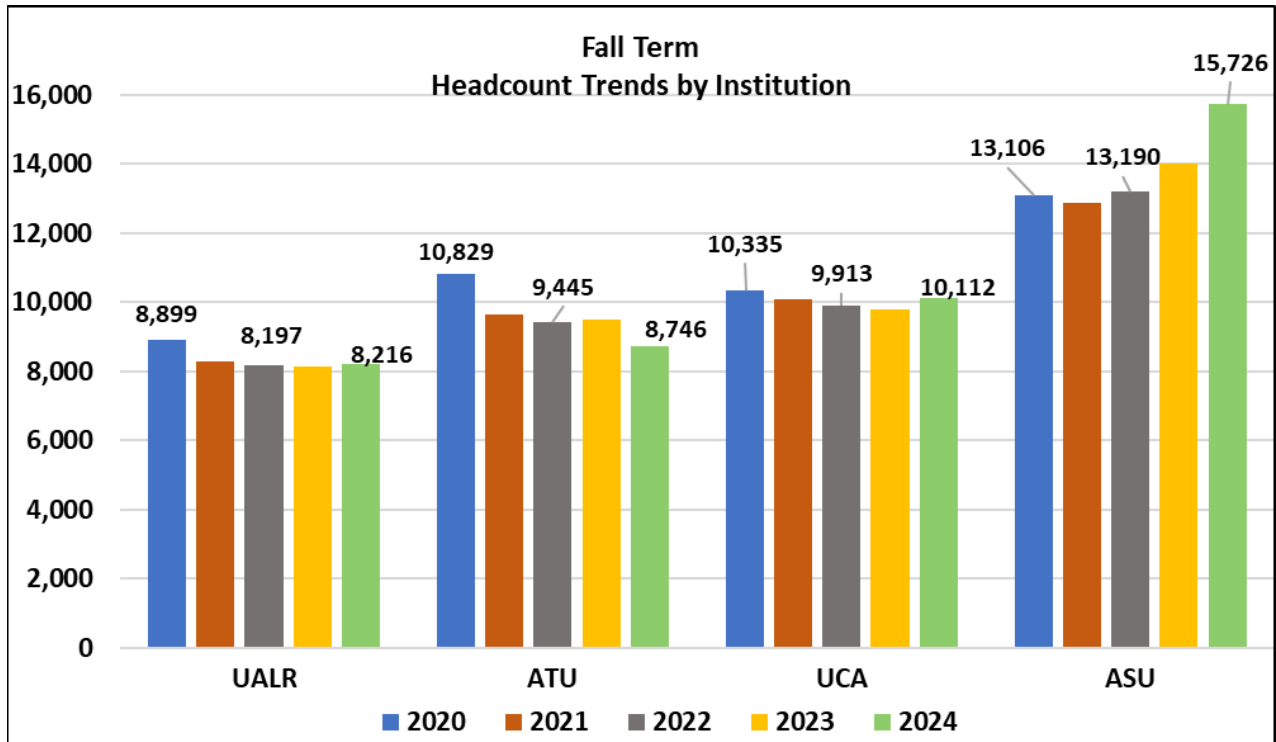
Public 4-Year Universities Fall Term Headcount Trends

The following chart provides a five-year fall term headcount trend for all public 4-year universities. The two 4-year universities reporting the largest increase in Fall 2024 were ASU at 12.1% and UAMS with an increase of 6.4%.

Institution	Fall Term					Change from Fall 2023	Change from Fall 2020
	2020	2021	2022	2023	2024		
ASU	13,106	12,863	13,190	14,032	15,726	12.1%	20.0%
ATU	10,829	9,640	9,445	9,487	8,746	-7.8%	-19.2%
HSU	3,163	2,919	2,519	2,136	2,055	-3.8%	-35.0%
SAUM	4,432	4,434	5,094	5,127	4,732	-7.7%	6.8%
UAF	27,562	29,068	30,936	32,140	33,610	4.6%	21.9%
UAFS	5,887	5,447	5,379	5,506	5,496	-0.2%	-6.6%
UALR	8,899	8,295	8,197	8,158	8,216	0.7%	-7.7%
UAM	2,719	2,677	2,719	2,761	2,856	3.4%	5.0%
UAMS	2,907	3,088	3,240	3,275	3,485	6.4%	19.9%
UAPB	2,668	2,670	2,387	2,100	2,005	-4.5%	-24.9%
UCA	10,335	10,105	9,913	9,790	10,112	3.3%	-2.2%

The following four charts reflect fall term headcounts by institution. Universities are grouped by those with similar headcounts to allow for better graphing results.





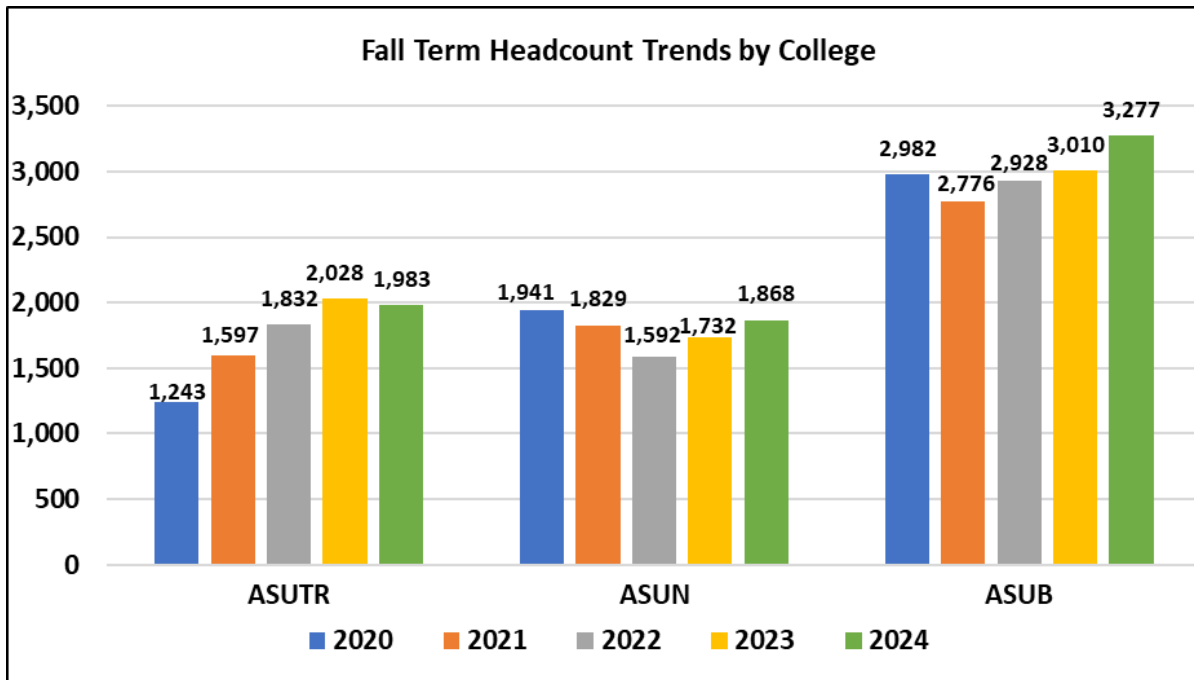
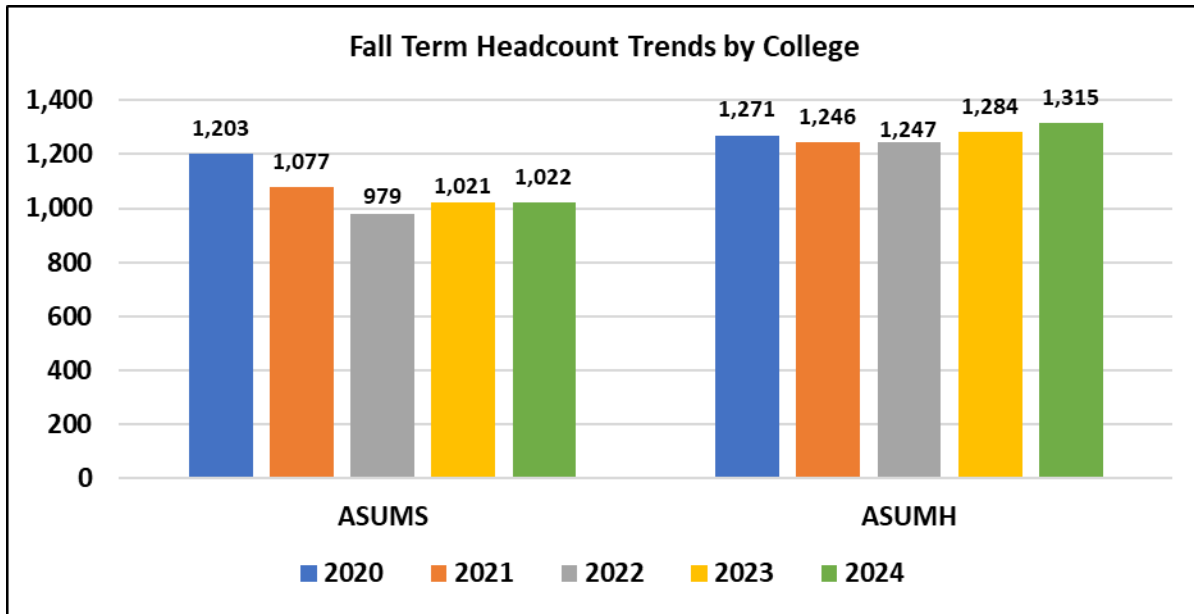
Public 2-Year College Fall Term Headcount Trends

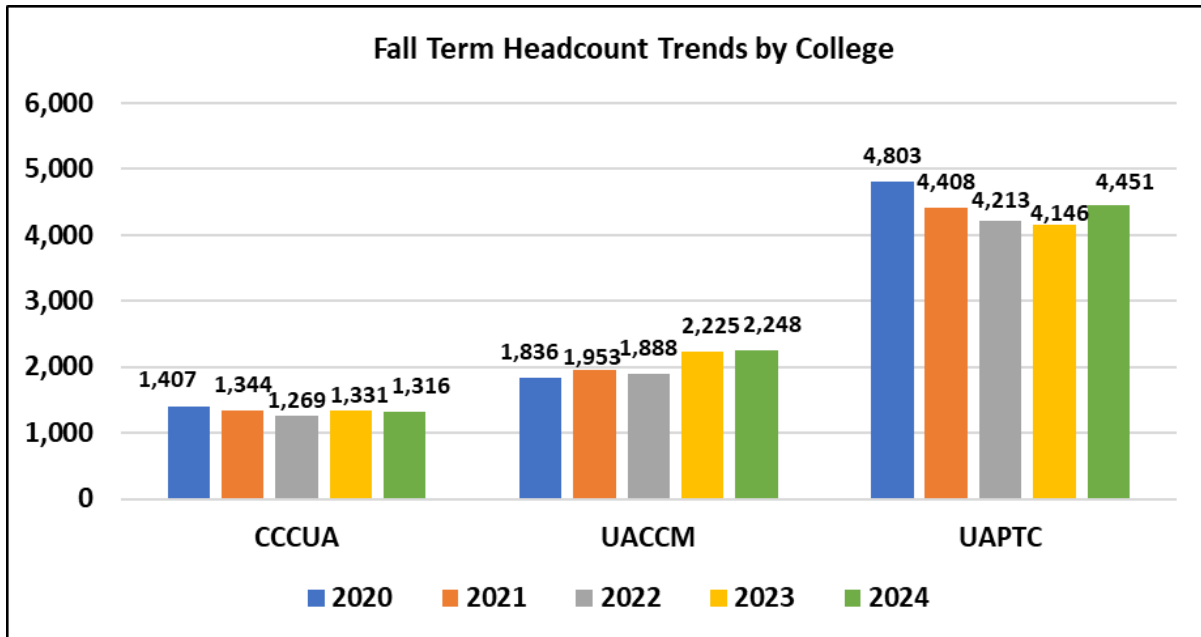
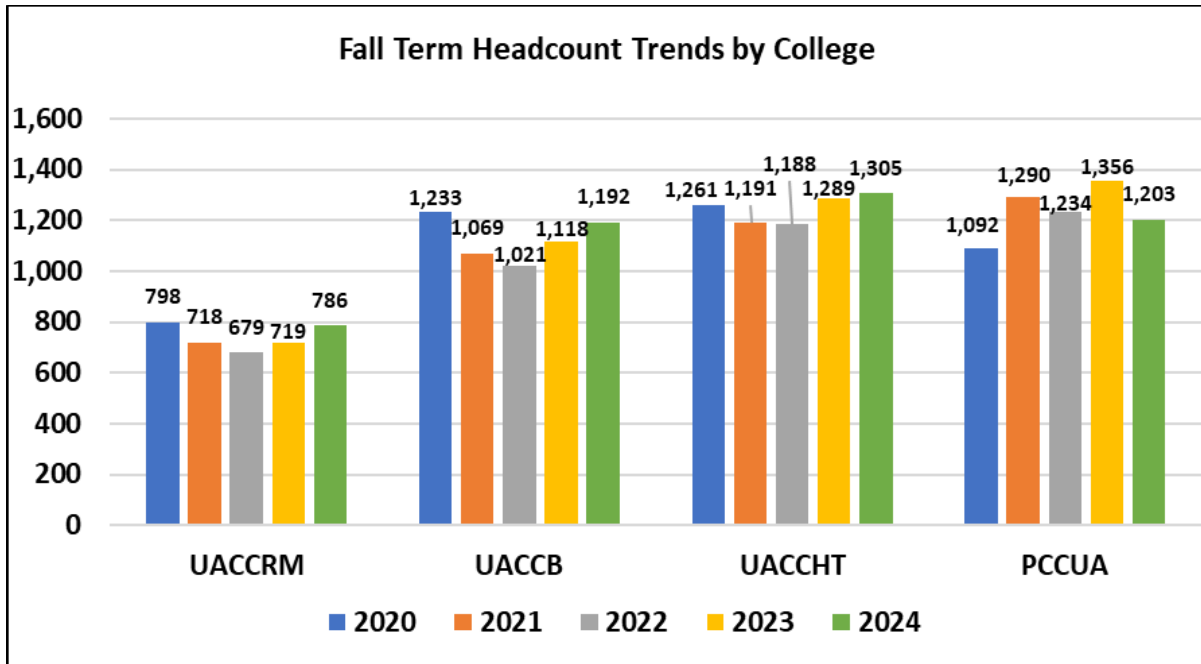
The following chart provides five-year fall term headcount trends for all public 2-year colleges. Nineteen 2-year colleges reported increases in fall term headcount. Southeast Arkansas College reported a 13.1% increase over fall 2023, and East Arkansas Community College grew by 11.5%. Other colleges with notable increases were Black River Technical College (10.4%) and University of Arkansas Community College at Rich Mountain (9.3%).

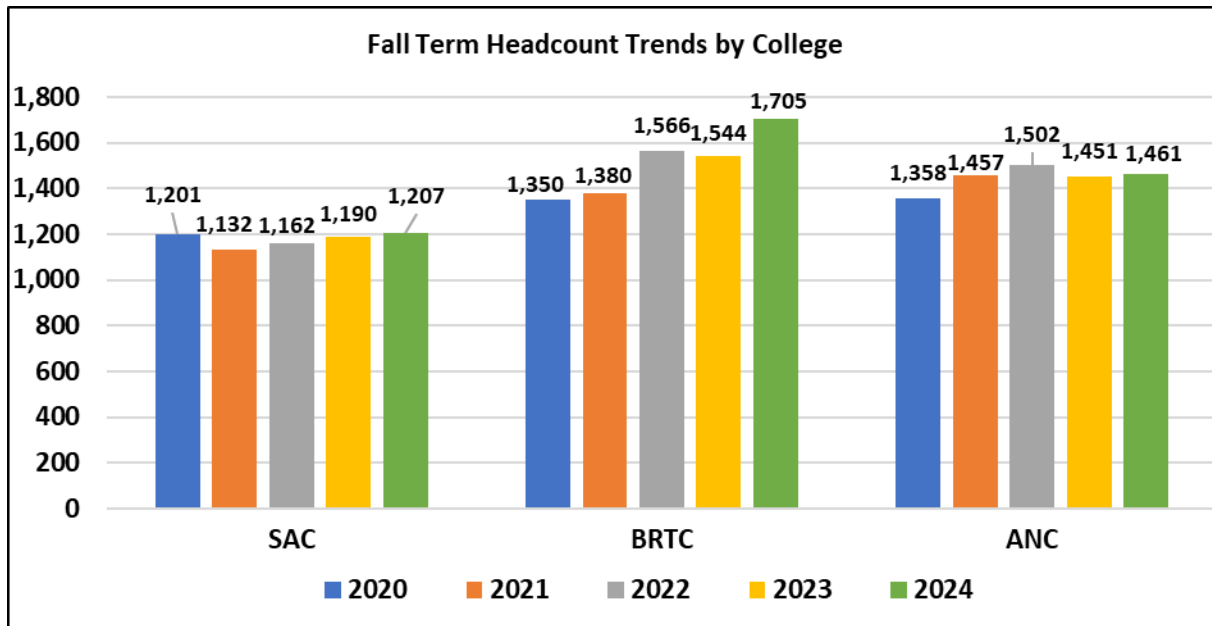
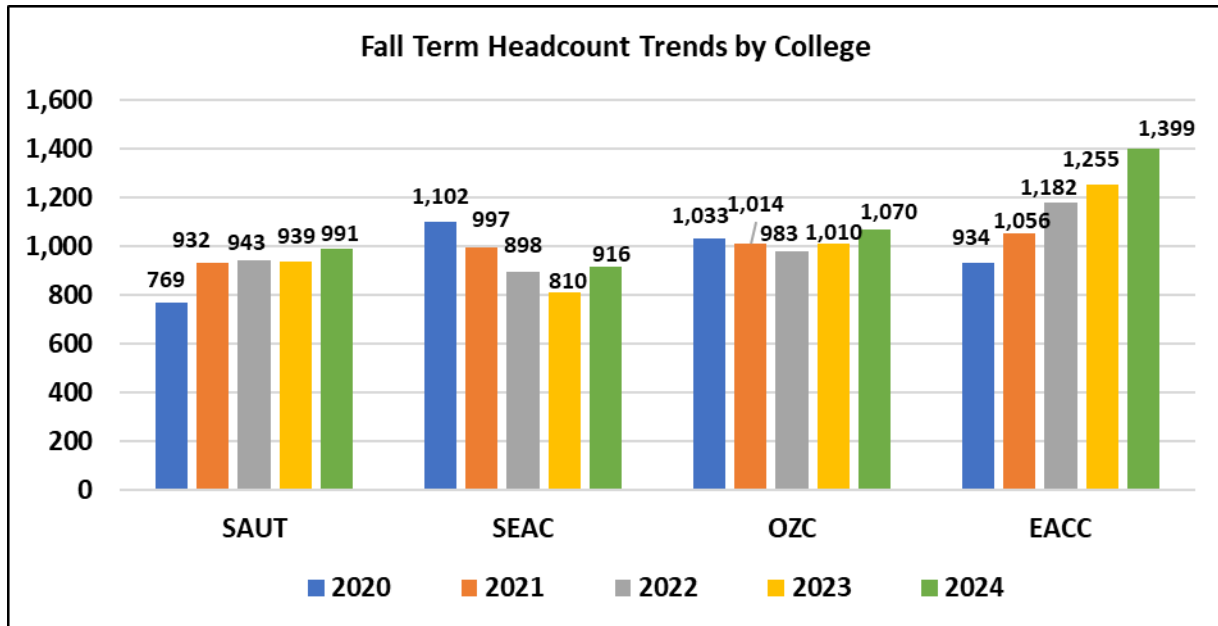
Three colleges reported a decline in headcount in fall 2024 including Phillips Community College of the UA (-11.3%), Arkansas State University-Three Rivers (-2.2%), and Cossatot Community College of the UA (-1.1%).

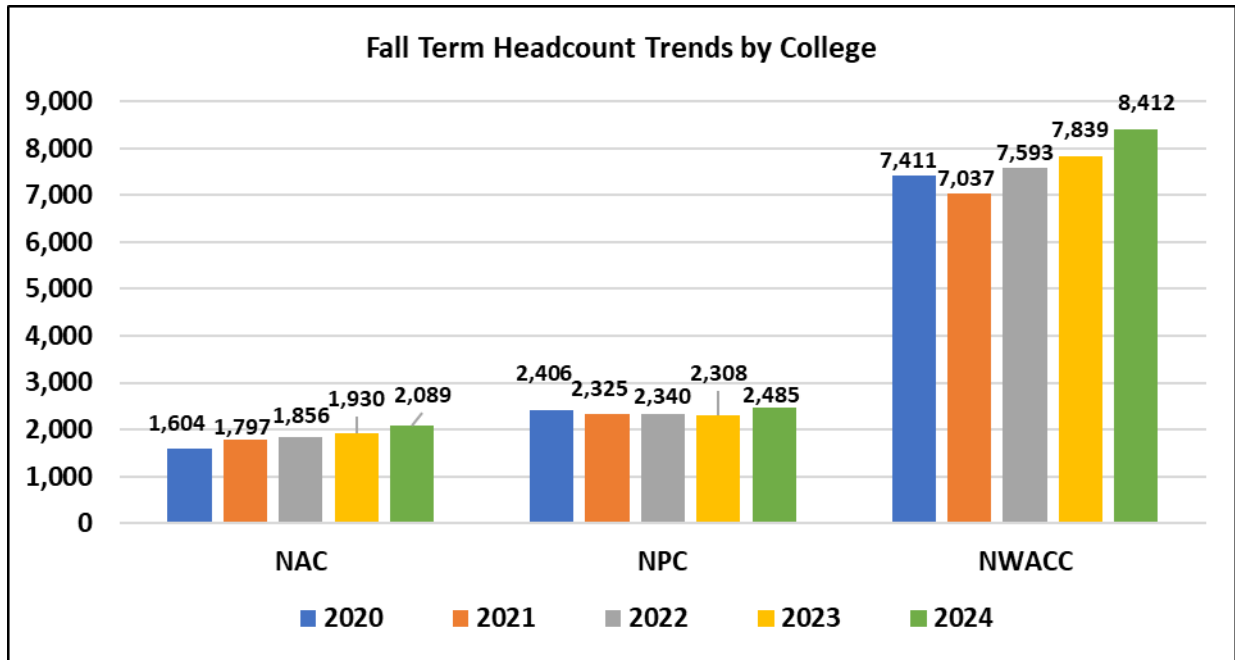
Institution	Fall Term					Change from Fall 2023	Change from Fall 2020
	2020	2021	2022	2023	2024		
ANC	1,358	1,457	1,502	1,451	1,461	0.7%	7.6%
ASUB	2,982	2,776	2,928	3,010	3,277	8.9%	9.9%
ASUMH	1,271	1,246	1,247	1,284	1,315	2.4%	3.5%
ASUMS	1,203	1,077	979	1,021	1,022	0.1%	-15.0%
ASUN	1,941	1,829	1,592	1,732	1,868	7.9%	-3.8%
ASUTR	1,243	1,597	1,832	2,028	1,983	-2.2%	59.5%
BRTC	1,350	1,380	1,566	1,544	1,705	10.4%	26.3%
CCCUA	1,407	1,344	1,269	1,331	1,316	-1.1%	-6.5%
EACC	934	1,056	1,182	1,255	1,399	11.5%	49.8%
NAC	1,604	1,797	1,856	1,930	2,089	8.2%	30.2%
NPC	2,406	2,325	2,340	2,308	2,485	7.7%	3.3%
NWACC	7,411	7,037	7,593	7,839	8,412	7.3%	13.5%
OZC	1,033	1,014	983	1,010	1,070	5.9%	3.6%
PCCUA	1,092	1,290	1,234	1,356	1,203	-11.3%	10.2%
SAC	1,201	1,132	1,162	1,190	1,207	1.4%	0.5%
SAUT	769	932	943	939	991	5.5%	28.9%
SEAC	1,102	997	898	810	916	13.1%	-16.9%
UACCB	1,233	1,069	1,021	1,118	1,192	6.6%	-3.3%
UACCHT	1,261	1,191	1,188	1,289	1,305	1.2%	3.5%
UACCM	1,836	1,953	1,888	2,225	2,248	1.0%	22.4%
UACCRM	798	718	679	719	786	9.3%	-1.5%
UAPTC	4,803	4,408	4,213	4,146	4,451	7.4%	-7.3%

The following charts reflect headcount trends for our 2-year colleges. Colleges are grouped by 2-year colleges within the Arkansas State University System, University of Arkansas System, and colleges unaffiliated with either system.









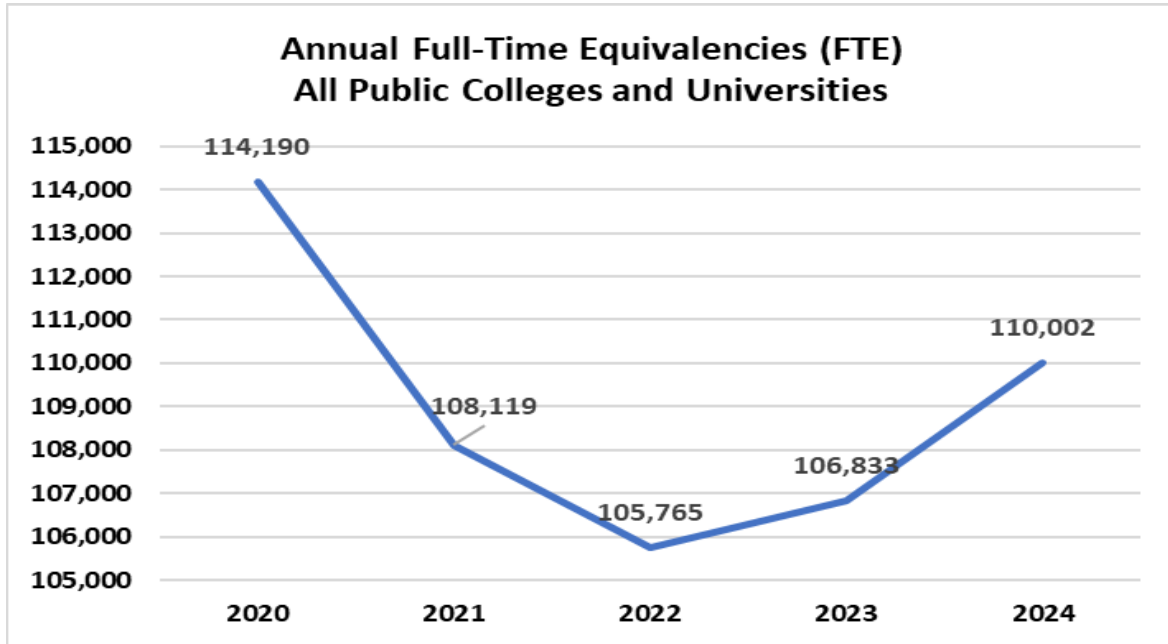
Private/Independent/Nursing – Total Headcount Trends

Fall 2024 headcount for the 15 private/independent institutions, two nursing schools and one technical institute varied considerably over fall 2023. Seven institutions reported fall term headcount declines ranging from -0.5% to -19.9%. Institutions reported fall 2024 term increases ranging from 0.3% to 13.7%.

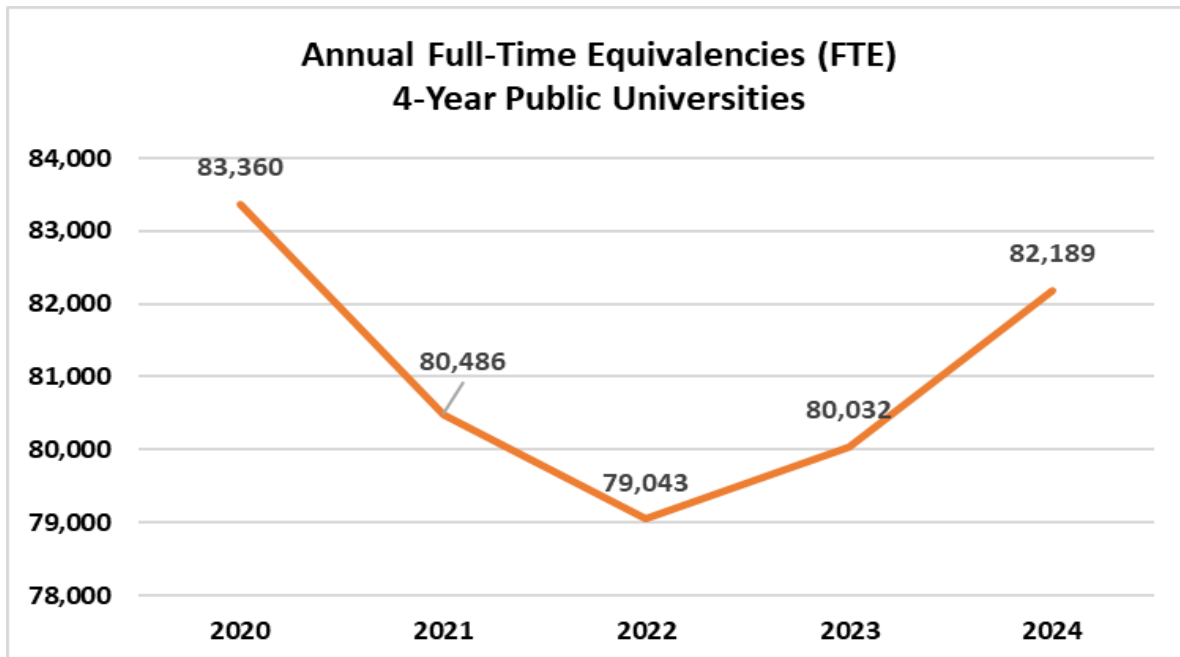
Institution	Fall Term					Change from Fall 2023	Change from Fall 2020
	2020	2021	2022	2023	2024		
BHCLR	607	621	501	468	500	6.8%	-17.6%
JSN	34	39	69	58	49	-15.5%	44.1%
ABC	432	413	485	351	326	-7.1%	-24.5%
ACHE	678	718	758	826	870	5.3%	28.3%
CBC	631	633	564	550	547	-0.5%	-13.3%
CCC	66	87	108	139	158	13.7%	139.4%
CRC	192	196	201	225	243	8.0%	26.6%
EC	168	153	162	139	112	-19.4%	-33.3%
HC	1,076	1,120	1,144	1,107	1,111	0.4%	3.3%
HU	4,579	4,879	4,724	4,561	4,630	1.5%	1.1%
JBU	2,278	2,397	2,220	2,284	2,290	0.3%	0.5%
LC	661	581	495	587	665	13.3%	0.6%
NWTI	215	207	206	228	195	-14.5%	-9.3%
OBU	1,705	1,764	1,781	1,815	1,857	2.3%	8.9%
PSU	799	710	769	866	780	-9.9%	-2.4%
SC	546	480	632	755	605	-19.9%	10.8%
UO	836	784	784	763	781	2.4%	-6.6%
WBU	614	630	588	511	518	1.4%	-15.6%

Annual Full-Time Equivalency (FTE)

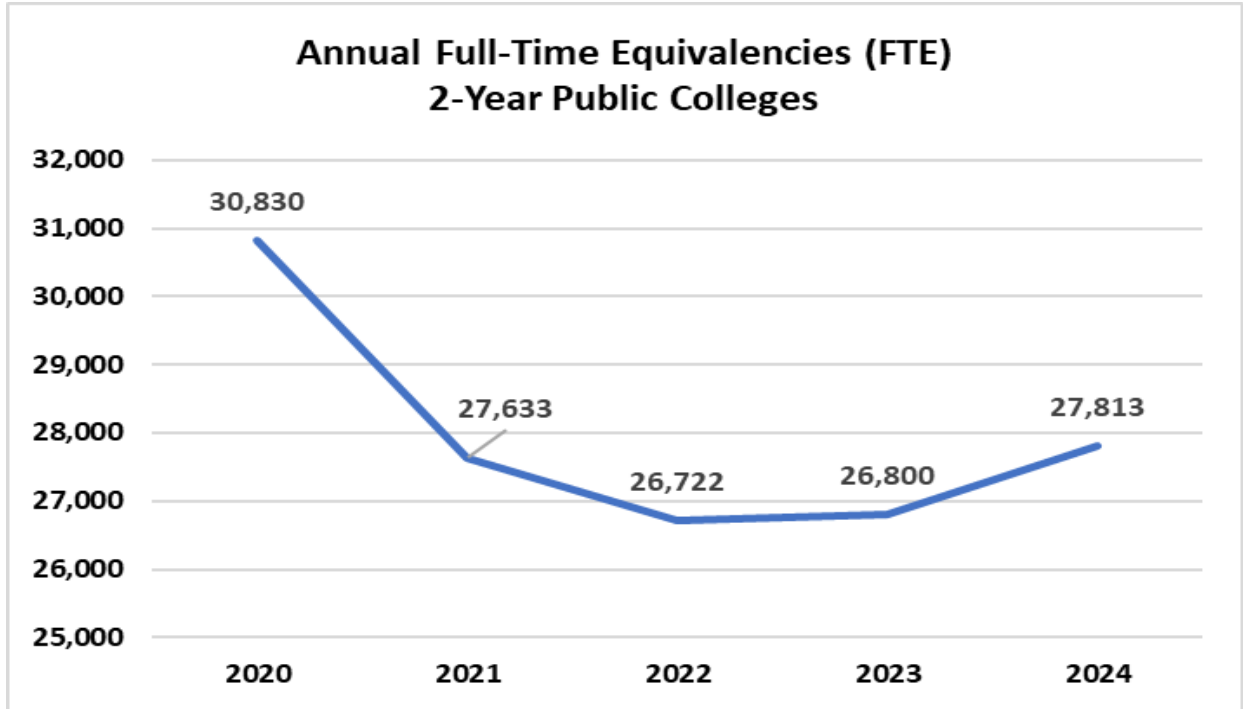
The **total** annual FTE for academic year 2024 for Arkansas public higher education, including public universities and public colleges was **110,002** representing a 3.0% gain over the 2023 academic year.



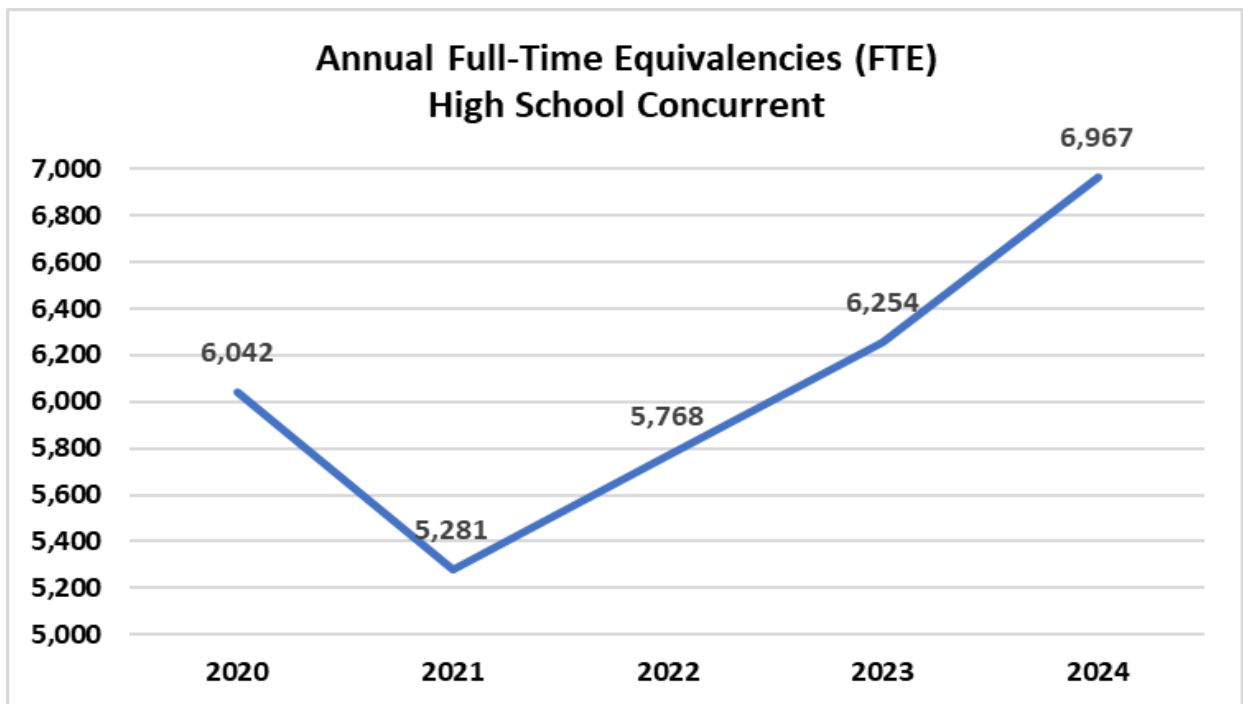
The 4-year public universities reported an annual FTE increase of 2.7% for AY 2024 over AY 2023 and a 1.4% decline compared to AY 2020.



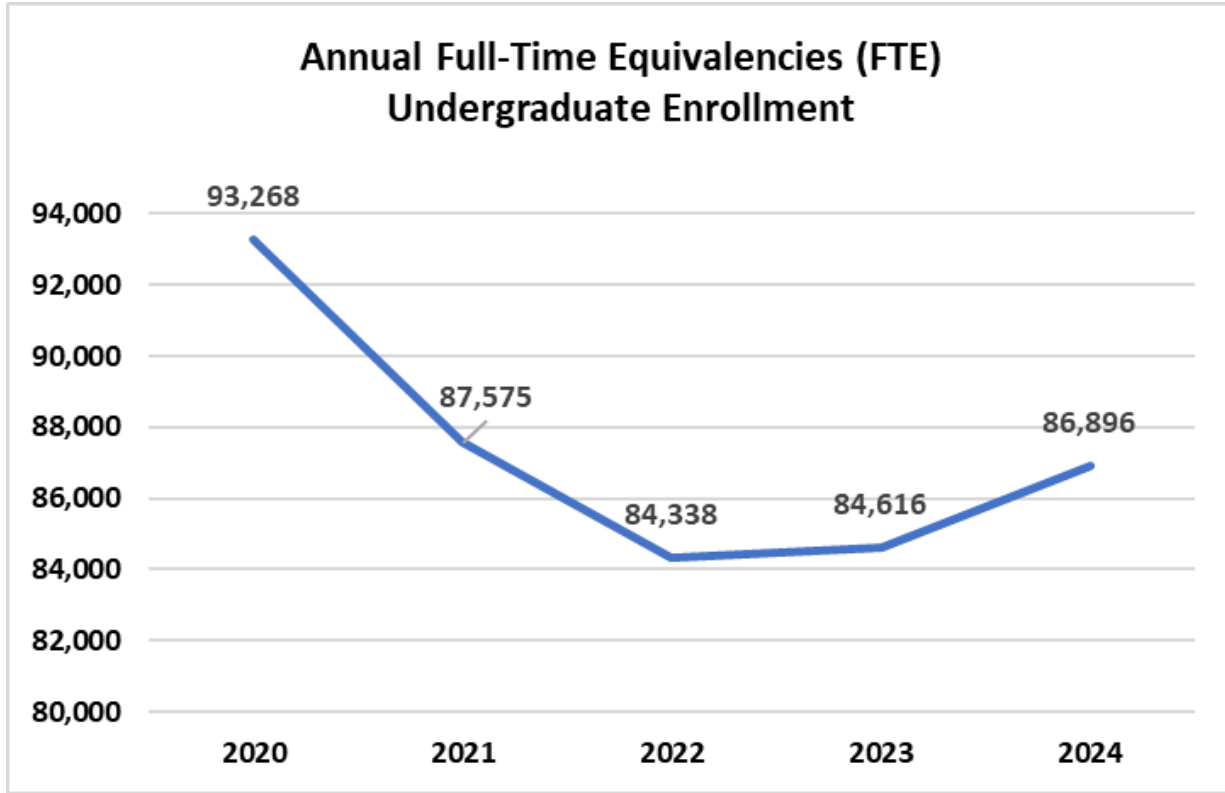
The 2-year public colleges reported an increase of 3.8% for AY 2024.



High School Concurrent annual FTE, which does not include dually enrolled students, continued to bounce back from Covid-19 numbers by increasing the annual FTE to 6,967 in AY 2024.



Undergraduate annual FTE increased 2.7% in AY 2024.



Public 4-Year Universities Annual FTE Trends

The following chart provides a five-year annual FTE trend for all public 4-year universities. Five 4-year universities reported an increase in AY 2024. Arkansas State University and University of Arkansas-Fayetteville reported increases of over 5%. The University of Arkansas at Monticello reported an FTE increase of 3.6%.

The other six universities reported annual full-time equivalency declines ranging from -0.7% to -15.5% compared to AY 2023.

Institution	Annual FTE					Change from AY 2023	Change from AY 2020
	2020	2021	2022	2023	2024		
ASU	12,589.70	12,205.20	12,004.20	11,997.80	13,193.70	10.0%	4.8%
ATU	8,511.40	7,799.30	7,027.00	6,728.10	6,625.70	-1.5%	-22.2%
HSU	3,447.60	2,884.00	2,598.20	2,200.60	1,859.60	-15.5%	-46.1%
SAUM	3,914.30	3,889.90	3,994.10	4,287.90	4,239.40	-1.1%	8.3%
UAF	25,122.20	25,226.80	26,187.90	28,072.40	29,555.60	5.3%	17.6%
UAFS	4,958.40	4,574.20	4,230.40	4,151.10	4,274.10	3.0%	-13.8%
UALR	7,120.10	6,655.30	6,123.80	6,045.00	6,002.40	-0.7%	-15.7%
UAM	2,422.10	2,364.80	2,272.30	2,245.70	2,325.50	3.6%	-4.0%
UAMS	3,036.00	3,116.90	3,197.90	3,226.70	3,271.10	1.4%	7.7%
UAPB	2,295.80	2,328.70	2,274.60	2,028.40	1,868.00	-7.9%	-18.6%
UCA	9,942.30	9,440.60	9,132.60	9,048.40	8,973.70	-0.8%	-9.7%

Public 2-Year College Annual FTE Trends

The following chart provides a five-year annual FTE trend for all public 2-year colleges. Fourteen 2-year colleges reported increases in annual FTE for academic year 2024.

University of Arkansas Community College at Batesville reported the largest increase of 15% when comparing AY 2024 to AY 2023. University of Arkansas Community College at Rich Mountain reported the next highest, increasing annual FTE by 12.7%.

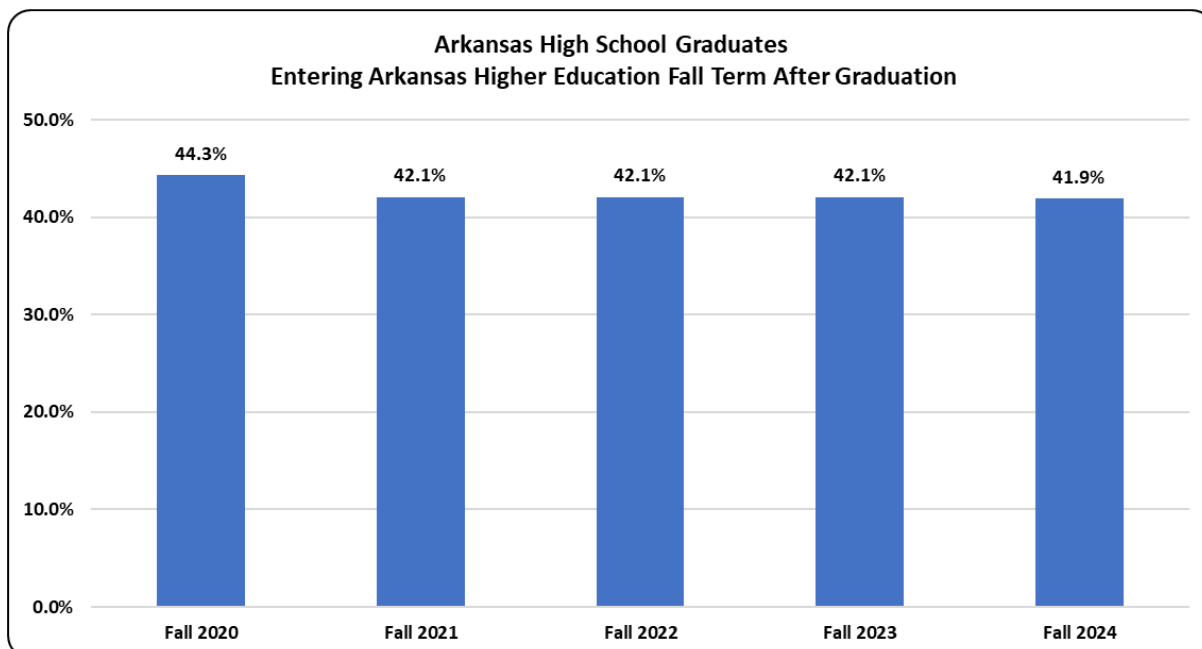
Institution	Annual FTE					Change from AY 2023	Change from AY 2020
	2020	2021	2022	2023	2024		
ANC	901.10	826.70	776.40	802.10	772.60	-3.7%	-14.3%
ASUB	2,412.90	2,147.60	1,980.40	2,058.70	2,153.00	4.6%	-10.8%
ASUMH	909.30	840.30	824.70	850.90	892.00	4.8%	-1.9%
ASUMS	758.40	702.30	638.10	593.20	592.50	-0.1%	-21.9%
ASUN	1,823.50	1,626.00	1,676.60	1,492.70	1,598.10	7.1%	-12.4%
ASUTR	677.20	676.20	797.40	856.80	920.90	7.5%	36.0%
BRTC	1,130.30	1,089.60	1,081.50	1,126.70	1,086.40	-3.6%	-3.9%
CCCUA	965.90	893.00	856.50	853.10	828.30	-2.9%	-14.2%
EACC	875.80	704.70	688.10	699.50	735.50	5.1%	-16.0%
NAC	1,243.40	1,148.20	1,225.10	1,258.10	1,294.60	2.9%	4.1%
NPC	1,847.00	1,621.50	1,586.40	1,609.50	1,601.20	-0.5%	-13.3%
NWACC	5,050.30	4,382.10	4,129.70	4,495.50	4,720.30	5.0%	-6.5%
OZC	796.50	727.60	701.70	665.30	644.70	-3.1%	-19.1%
PCCUA	912.10	711.60	755.20	771.40	838.80	8.7%	-8.0%
SAC	1,009.10	877.00	873.20	880.10	861.30	-2.1%	-14.6%
SAUT	846.90	820.60	799.80	772.70	717.80	-7.1%	-15.2%
SEAC	887.70	759.10	693.50	640.10	692.70	8.2%	-22.0%
UACCB	982.10	817.70	723.30	727.60	836.90	15.0%	-14.8%
UACCHT	937.60	798.20	749.50	713.40	740.20	3.8%	-21.1%
UACCM	1,366.60	1,357.20	1,307.30	1,291.70	1,448.70	12.2%	6.0%
UACCRM	563.90	571.70	551.40	482.60	543.70	12.7%	-3.6%
UAPTC	3,932.20	3,534.30	3,306.50	3,158.70	3,292.50	4.2%	-16.3%

**ANNUAL REPORT OF
ARKANSAS PUBLIC HIGH SCHOOL GRADUATES
ENROLLING IN ARKANSAS PUBLIC OR PRIVATE
INSTITUTIONS OF HIGHER EDUCATION**

The college-going rate measures the proportion of students enrolling in postsecondary education in the fall semester after finishing high school. The percentage, therefore, reflects the accessibility of higher education as well as students' assessment of the value of attending college when compared to working, entering the military, or following other pursuits.

This report is a collaboration between the Division of Elementary and Secondary Education (DESE) and the Division of Higher Education (ADHE) of the Arkansas Department of Education. ADHE received 2024 public high school graduate data from DESE and combined it with fall 2024 data submitted to ADHE from all Arkansas public and private institutions. The College-Going Rate calculations include only students graduating from an Arkansas Public High School or Public Charter High School.

Of the 32,654 public high school students graduating from an Arkansas public high school in 2024, 13,692 enrolled at an Arkansas public or private/independent institution in fall 2024 immediately following their high school graduation. This represents a College-Going Rate of 41.9%, which is a 0.2% decrease from the previous year of 42.1%.

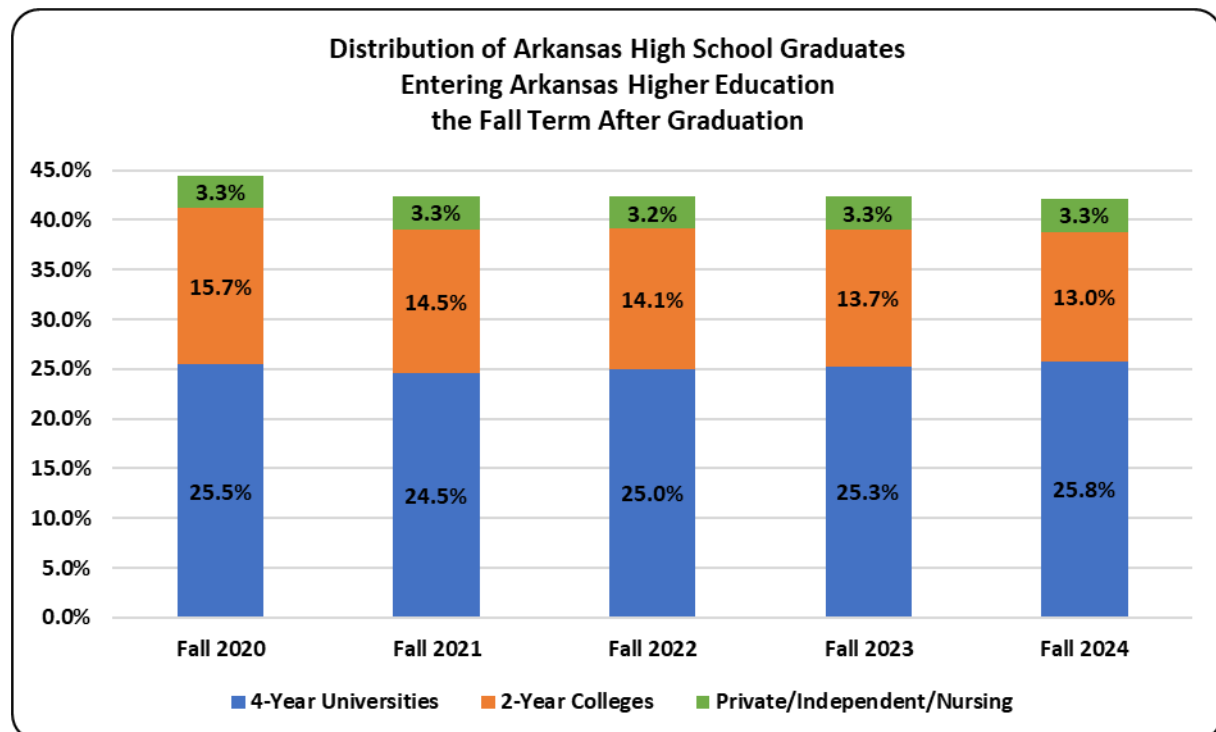


The table below provides the actual number of Arkansas public high school graduates along with the total number of students entering Arkansas public and private higher education. The CGR column represents the college-going rate for that year. The Arkansas college-going rate has been around 42% for the last four years.

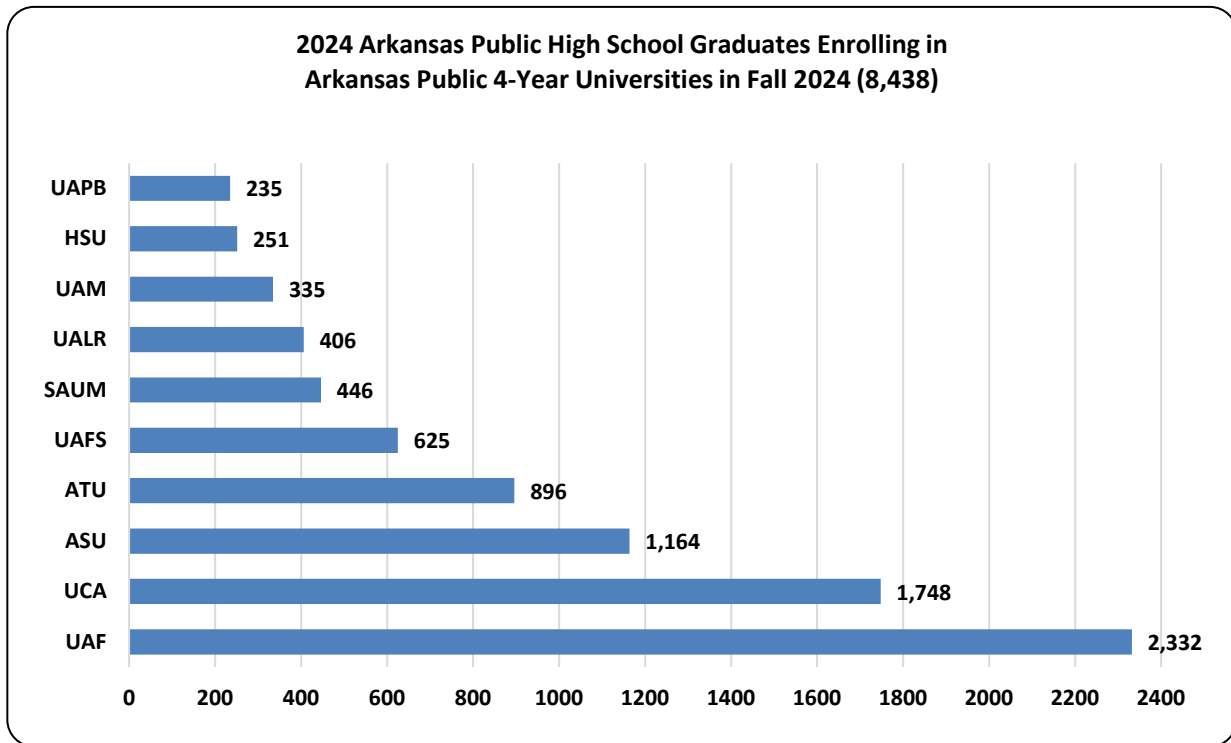
High School Graduation Year	Arkansas Public High School Graduates	Enrolled in College the Following Fall Term	Arkansas College-Going Rate
2020	32,972	14,592	44.3%
2021	32,167	13,547	42.1%
2022	32,154	13,542	42.1%
2023	32,412	13,659	42.1%
2024	32,654	13,692	41.9%

On average, 6%-7% of the Arkansas public high school graduates attend college out-of-state immediately following high school graduation.

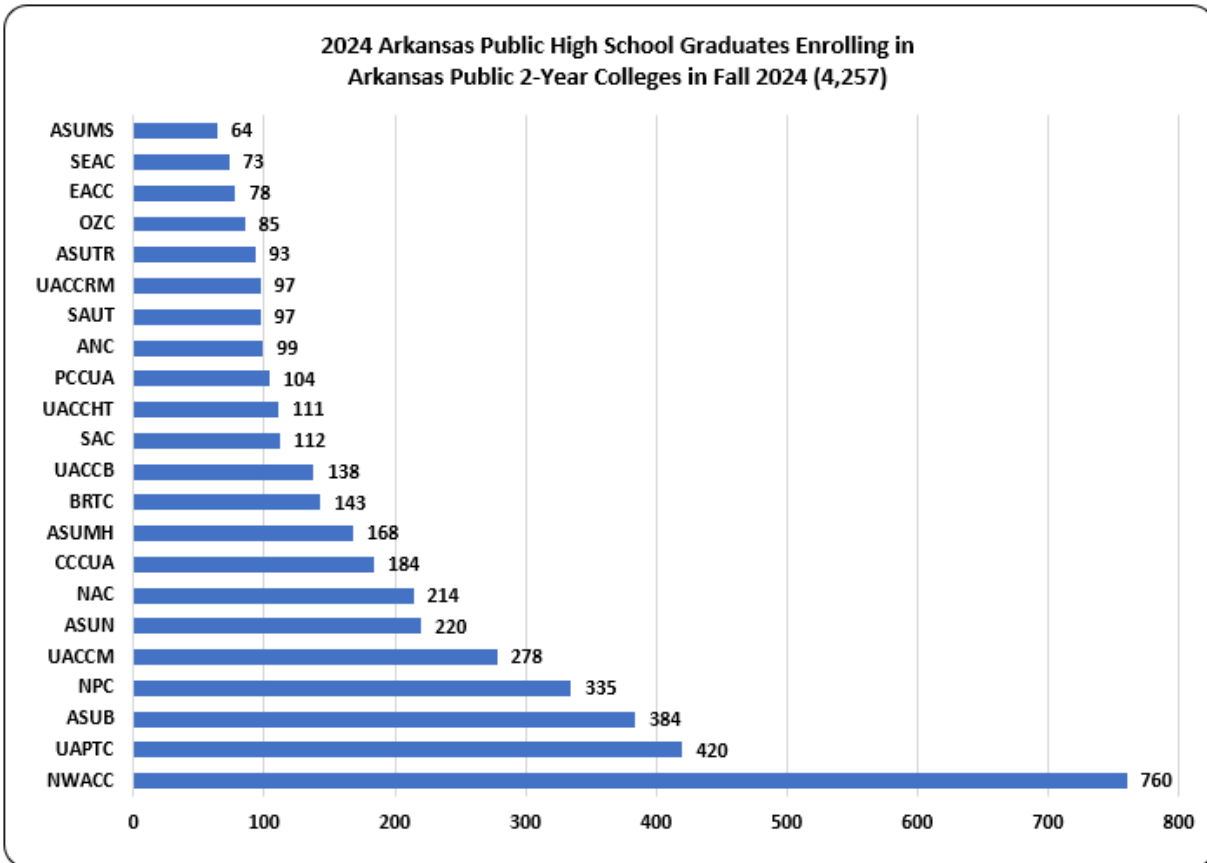
Over five years, the share of students who did enroll in college at 4-year universities has remained constant at 25%, while the share of enrolled students at 2-year colleges has declined from 15.7% to 13.0%. This decline is expected though as the number of students earning workforce certificates before high school graduation encourages students to enter the workforce sooner. The share of students attending our private/independent institutions stayed steady at 3.3%.



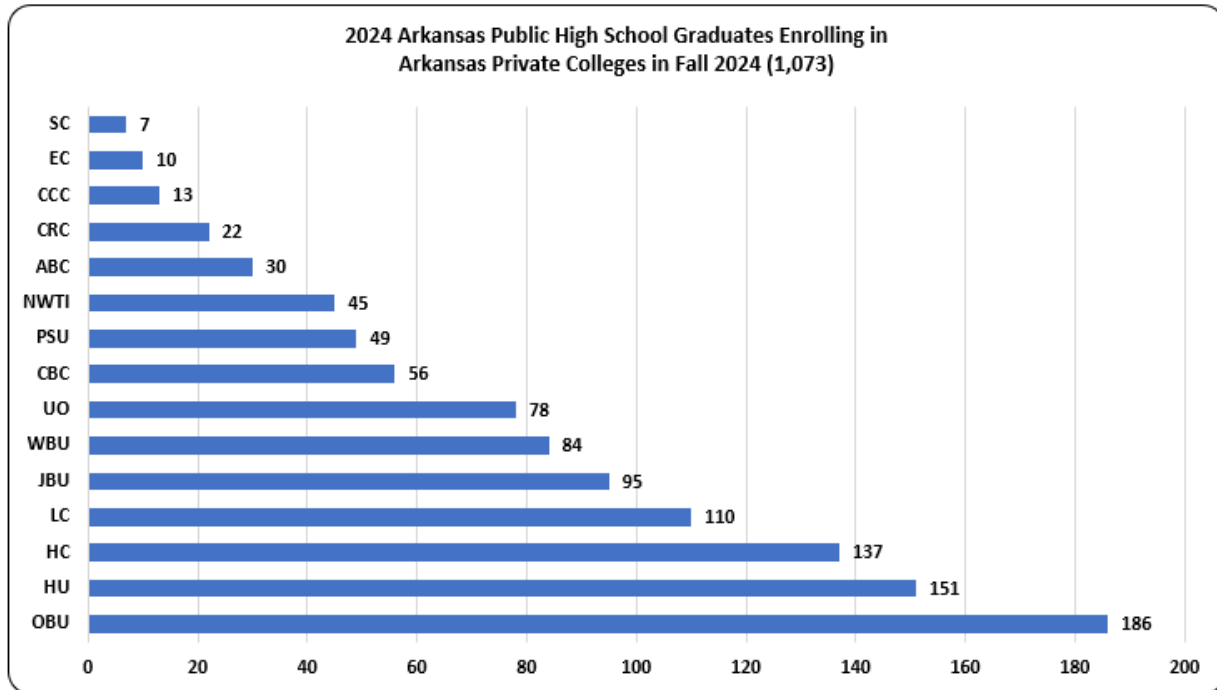
The table below shows the number of 2024 Arkansas public high school graduates entering their 4-year university of choice for the fall 2024 term. The University of Arkansas, Fayetteville enrolled over 2,300 first-time students, followed by the University of Central Arkansas which enrolled over 1,700, Arkansas State University which enrolled over 1,100, and Arkansas Tech University enrolled almost 900.



The table below shows the number of 2024 Arkansas public high school graduates entering their 2-year college of choice for the fall 2024 term. NorthWest Arkansas Community College enrolled 760 first-time students. The University of Arkansas - Pulaski Technical College welcomed 420, Arkansas State University - Beebe enrolled 384 while National Park College enrolled 335 first-time students.



The following data represents the first-time in college students entering our private and independent institutions in fall 2024. Ouachita Baptist University enrolled the highest number of first-time students at 186. Harding University welcomed 151 and Hendrix College enrolled 137 first-time students for the fall 2024.



Agenda Item No. 18
Higher Education Coordinating Board
January 24, 2025

**ANNUAL REPORT ON STUDENT ENROLLMENT AND GRADUATION
INSTITUTIONS CERTIFIED UNDER ARKANSAS CODE ANNOTATED §6-6-301**

An update on the number of Arkansas residents pursuing academic degrees offered by out-of-state or private institutions certified to operate in Arkansas will be presented.

REPORT ON ACADEMIC PROGRAM VIABILITY

The AHECB adopted new program productivity standards in 2010. ADHE staff annually identify existing certificate and degree programs that do not meet AHECB program viability standards. New certificates and associate degrees will be identified for program viability standards after three years; bachelor's degrees and above will be identified after five years:

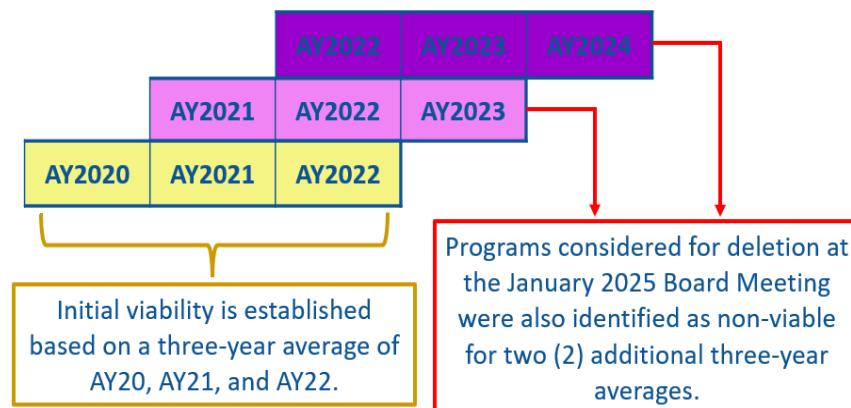
The viability standards, based on a three-year average, are as follows:

- An average of four (4) graduates per year for career and technical education (CTE) certificates and associate degree programs (AAS);
- An average of four (4) graduates per year for bachelor's degrees in science, mathematics, engineering, foreign languages, middle school education, and secondary education programs for licensure in science and mathematics;
- An average of six (6) graduates per year for transfer associate degrees (AA, AS, and AAT) and bachelor's programs;
- An average of four (4) graduates per year for master's, specialist and first-professional programs; and,
- An average of two (2) graduates per year for doctoral programs

Per policy, programs identified as below the viability threshold will have two (2) years to meet the threshold or will be removed from the AHECB approved program inventory. The Board requested ADHE staff return to the April 2023 board meeting with a list of programs that exceed the two (2) additional years after initially being identified as non-viable.

To determine which programs exceeded the two (2) additional years, ADHE staff, utilize a report that includes a total of five (5) years, which would allow for the consideration of three (3) separate three-year averages. The report includes graduation counts, individual program averages, and program cognate averages for AY20 through AY24.

The graphic below illustrates how the academic years are considered for this report:



When applying the viability standards, ADHE staff consider the following as possible justifications for each program identified as not meeting the viability standards upon initial calculation based on AHEIS data. ADHE staff work with each institution to determine appropriateness within policy guidelines. ADHE staff determined the deletion of programs such as this would result in no discernible benefit to the institution or the state. Below are some common justifications to reclassify a non-viable program:

- Programs determined to be essential feeder programs for other programs, such as Bachelor of Science in Physics, which heavily contributes and supports both engineering majors and general education coursework.
- Programs that share all or the majority of faculty and instructional resources with a (viable) department or program. This justification is often paired with cognate programs based on shared coursework.
- Programs that coursework is supported primarily by courses existing in and for other programs. Often, these programs are embedded but have appropriately different CIP Codes and require manual cognate consideration.
- Programs that have specific accreditor requirements, state-wide consortium agreements, and ADHE exemptions.
- Programs that have state-level agreements, which are exempt from viability standards (e.g., Associate of Science in Business, Associate of Science in General Technology, Associate of Arts in Teaching, CJI Criminal Justice programs)
- Programs only offered on-demand and are not supported by full-time faculty or institutional resources. These programs are exclusively at the certificate level.

Programmatic Viability Report Expected Actions

The following bullets provide a summary of the expected actions institutions are required to take as a result of the AY2024 viability process, which all require Letters of Notification (LON):

- 52 programs will be deleted by the institutions.
- 11 programs will be moved to inactive status by the institution.
- 8 programs were removed due to substantive restructuring, which would result in the program either no longer existing in its current form or fundamentally changing the purpose of the program.

Regarding the Letters of Notification (LONs) noted above, ADHE Academic Affairs staff will monitor progress made on these institutional commitments.

AHECB Policy – POLICY FOR THE REVIEW OF EXISTING ACADEMIC PROGRAMS

Arkansas law requires that the Arkansas Higher Education Coordinating Board (AHECB) review existing academic programs. The existing policy establishes a process for the statewide review of academic programs and identifies certificate and degree programs not meeting minimum standards of quality and establishes schedules for either resolving these concerns or removing the programs for the AHECB approved program inventory.

The existing academic program review policies were adopted in 1988 and revised in 1995, 1998, and last updated in October 2008.

ADHE staff has met with chief academic officers and has received extensive input on the proposed changes in the program review process. ADHE executive staff further recommend an update to the existing policy to accomplish the following objectives:

1. Clarify language throughout the policy
2. Clarify due dates for the collection of academic program review reporting
3. Address online/virtual academic programs review expectations
4. Update and differentiate requirements for external reviewers based on program type
5. Separate the Policy for the Review of Existing Academic Programs from the Policy of Program Viability

The goal of the policy and process remains unchanged, to ensure quality academic programs that support Arkansas's economic development goals and to reduce barriers to graduation. Proposed new language is in *italics and underlined*, and deleted language is ~~struck through~~

AHECB Resolutions

RESOLVED, That the Arkansas Higher Education Coordinating Board approves the revised Policy for the Review of Existing Academic Programs outlined in this agenda item, effective immediately.

FURTHER RESOLVED, That the Coordinating Board instructs the Commissioner of the Arkansas Division of Higher Education to notify and to provide a copy of the amended policy to presidents and chancellors, academic affairs officers, students affairs officers, and institutional research officers at Arkansas state-supported colleges and universities.

POLICY FOR THE REVIEW OF EXISTING ACADEMIC PROGRAMS

Arkansas Code §6-61-214 requires that the Arkansas Higher Education Coordinating Board (AHECB) review existing academic programs. The goals of existing academic program review are as follows:

1. To establish a process for the statewide review of academic programs.
2. To identify certificate and degree programs not meeting minimum standards of quality or viability and establish schedules for either resolving these concerns or removing the programs for the AHECB approved program inventory.

Existing Academic Program Review Process

All certificate and degree programs offered by public colleges and universities in Arkansas will be reviewed through the Existing Academic Program Review Process. This review process includes the following parameters:

1. All active academic programs will be externally reviewed every 7-10 years. Each institution will submit its recommended program review cycle to ADHE. If changes in the review schedule are necessary, ADHE will be notified.
 - a. Accredited/licensed/state certified programs will follow the usual review practices and schedule of the accrediting/approval body. The site team's written evaluation and institutional response will be sent to ADHE upon the due date published by ADHE. ~~within six weeks of receipt of the written evaluation.~~ Accredited/licensed/state certified programs failing to maintain accreditation/certification/licensure will be subject to further review by ADHE.
 - b. Academic programs which are not program-specific accredited will be reviewed by external reviewers/consultants. Institutions will select a minimum of two ~~out-of-state~~ reviewers affiliated with programs that are similar in mission and scope to the program under review.
 - Career and Technical Education (CTE) certificate and associate degree programs may allow one reviewer from a local or regional business or industry
 - General education and transfer associate degree programs require a minimum of one reviewer from an Arkansas 4-year university.
 - Bachelor's and graduate degree programs require a minimum of two out-of-state reviewers.
2. At least one consultant is required to conduct a site visit and meet with program faculty, students, and administrators. Programs approved to be delivered online may conduct virtual site visits. Virtual reviewers must be able to virtually view

and confirm all physical sites and resources are adequate and appropriate.

Individuals selected as consultants will be well-qualified and without bias toward institutions under review.

3. The institution will complete a comprehensive self-study that is reviewed by the program consultants. Components of the self-study will include, but not be limited to, information related to: program need/demand, curriculum, faculty, resources, course delivery methods, student outcomes, and recent/planned program improvements.
4. The consultants will submit a written report of findings to the institution. Key information on continued program improvement will be included in the report submitted to ADHE. Specific contents of the consultants' reports will be determined by ADHE staff and Chief Academic Officers (CAOs).

Recommendations to Coordinating Board

1. The consultant's written evaluation and institutional response will be sent to ADHE upon the due date published by ADHE. ~~within six weeks of receipt of the written evaluation.~~
2. Findings from academic program reviews will be reported annually to the AHECB. ADHE staff will recommend that the AHECB receive the consultants' reports and acknowledge that the contents may be consulted as a resource when decisions must be made by the Board regarding institutional role and scope, budget requests, new program approval, and statewide funding issues. The staff may propose other general resolutions that address statewide issues.
3. A further resolution will encourage institutional administrators, faculty members, and boards of trustees to consider implementing the recommendations made by the consultants for program improvement.
4. If appropriate, a resolution will be offered concerning program deletions, modifications, and/or follow-up. A resolution recommending program deletions will place the program(s) on notice for removal from the AHECB approved program inventory. At the end of the two-year notice period, those programs still not meeting minimum standards will be deleted from the approved program inventory. In extraordinary cases, documentation of legitimate extenuating circumstances may prompt the Coordinating Board to extend the notice period. State general revenue funds may not be used for the operation of a program beyond the termination deadline set by the Coordinating Board. ADHE will not include SSCHs generated by major courses of programs removed from the approved program inventory in its funding formula calculations.
5. The president, chancellor, or chief academic officer may respond to ADHE staff recommendations in writing or request a conference to discuss the

recommendations prior to consideration by the Coordinating Board. The discussions will be limited to those issues that concern the state's interests, i.e., program closings and broader statewide issues that the Coordinating Board may wish to address. Any recommendations in the consultants' reports that are not included in the ADHE staff recommendations would pertain to matters of campus concern and, therefore, would represent suggestions to be considered locally.

Agenda Item No. 21
Higher Education Coordinating Board
January 24, 2025

**RULES GOVERNING THE ARKANSAS ACADEMIC CHALLENGE
SCHOLARSHIP PROGRAM**

In compliance with Acts 413, 438, 539 of 2023, the rules for the Arkansas Academic Challenge Scholarship are presented to the Arkansas Higher Education Coordinating Board (AHECB) for final approval.

The following resolution is offered for the Board's consideration:

RESOLVED, That the Arkansas Higher Education Coordinating Board reviews the rules presented in this agenda item for the Arkansas Academic Challenge Scholarship to be administered by the Arkansas Division of Higher Education.

FURTHER RESOLVED, That the Commissioner of the Arkansas Division of Higher Education or his designee is authorized to make technical changes and corrections, when necessary, in the program rules for the Arkansas Academic Challenge Scholarship.

FURTHER RESOLVED, That the Arkansas Academic Challenge Scholarship rules be approved for final approval.

Arkansas Division of Higher Education
 Rules Governing Arkansas Academic Challenge Scholarship Program
 (Effective Date: ~~May 2, 2022~~)

~~Policy Statement 1.00~~ PURPOSE AND AUTHORITY

~~These rules shall be known as the Arkansas Division of Higher Education Rules Governing the Arkansas Academic Challenge Scholarship Program. This policy 1.01~~ This rule is promulgated by the Higher Education Coordinating Board under its authority in Arkansas Code § 6-61-202 and § 6-85-202 and addresses the student eligibility criteria, method for recipient selection, continuing eligibility requirements, procedures for making payments to an approved institution of higher education, and other administrative procedures necessary for operation of the program.

~~Applicable Arkansas Code~~

~~Ark. Code Ann. 6-85-202 ET. Seq.~~

2.00 DEFINITIONS

- (1) 2.01 “Academic ~~Year~~ year” means fall, spring, ~~first and second~~ summer semesters in that order, ~~or as defined by the Division of Higher Education;~~
- (2) 2.02 "ACT" means the ~~ACT~~ American College Testing college readiness assessment administered by ACT, Inc.;
- (3) 2.03 "ACT equivalent" means the Scholastic Aptitude Test (SAT), COMPASS, ACCUPLACER, Asset or other nationally normed test that is correlated with the ACT and approved by the Division of Higher Education for use by institutions of higher education to assess a person's college readiness;
- (4) 2.04 "Approved institution of higher education" means an institution of higher education approved by the ~~Division of Higher Education~~ division to participate in the Arkansas Academic Challenge Scholarship Program and that is:
 - (a) 2.04.1 A state-supported two-year or four-year college or university;
 - (b) 2.04.2 A private, nonprofit two-year or four-year college or university with its primary headquarters located in Arkansas that is eligible to receive Title IV federal student aid funds; ~~or~~
 - (c) 2.04.3 An approved school of nursing, subject to the provisions of Arkansas Code § 6-85-213(c);
- (5) 2.05 "Approved school of nursing" means a school of nursing with its primary headquarters located in Arkansas that:

- (a) 2.05.1 Prepares students as registered nurses;
 - (b) 2.05.2 Grants nursing diplomas;
 - (c) 2.05.3 Is eligible to participate in the Higher Education Act of 1965, Title IV federal student aid programs;
 - (d) 2.05.4 Is approved by the Arkansas State Board of Nursing;
 - (e) 2.05.5 Has been approved by the Division of Higher Education as eligible to participate in the Arkansas Academic Challenge Scholarship Program; and
 - (f) 2.05.6 Is not a two-year or four-year college or university;
- (6) 2.06 "Arkansas resident" means a natural person who provides evidence deemed sufficient by the Division of Higher Education that:
- (a) 2.06.1 For the twelve-month period required under basic eligibility requirements the person:
 - (b) 2.06.1.1 Maintained a permanent home in Arkansas where the person resides for an average of no less than four (4) days and nights per calendar week; and
 - (c) 2.06.1.2 Either:
 - (a) 2.06.1.2.a Is an Arkansas registered voter;
 - (b) 2.06.1.2.b Holds a valid Arkansas motor vehicle driver's license;
 - (c) 2.06.1.2.c Receives benefits under an Arkansas public assistance program;
 - (d) 2.06.1.2.d Uses an Arkansas residence address for federal or state tax purposes; or
 - 2.06.1.2.e Claims Arkansas as a residence to hold public office or for judicial actions; or
 - (d) 2.06.2 Before the deadline for filing a scholarship application under this rule, the applicant:
 - (e) 2.06.2.1 Is on active military status;
 - (f) 2.06.2.2 Qualifies for in-state tuition and fees if the student is a:

2.06.2.2.a Veteran who was honorably discharged or released from a period of not less than ninety (90) days of active duty in the military, naval, or air service within three (3) years before the date of enrollment in a program of study;

2.06.2.2.b ~~Dependent of a veteran as defined in 2.06.2.2.a under subdivision (1) of this section;~~

2.06.2.2.c Member of the armed forces; or

2.06.2.2.d Spouse of a member of the armed forces; and,

~~(g)~~ 2.06.2.3 Meets one (1) of the conditions under ~~subdivision (6)(A)(ii) of this section~~ 2.06.1.2;

~~(7)~~ 2.07 "Continuously enrolled" means:

~~(a)~~ 2.07.1 For a traditional student, he or she successfully completes at an approved institution of higher education twenty-seven (27) semester hours in the first academic year as a recipient and, except while the recipient is enrolled as a part-time student if the recipient is enrolled in the number of credit hours necessary to complete the recipient's degree program, successfully completes thirty (30) semester hours each academic year thereafter;

~~(b)~~ 2.07.2 For a full-time nontraditional student, he or she successfully completes at an approved institution of higher education at least fifteen (15) semester hours of courses in consecutive semesters;

~~(c)~~ 2.07.3 For a part-time nontraditional student, he or she successfully completes at an approved institution of higher education at least six (6) semester hours of courses in consecutive semesters; and

~~(d)~~ 2.07.4 For a student who is enrolled in a degree plan that has a maximum number of semester hours in a semester that is less than the requirements of 2.07.1 through 2.07.3 ~~subdivisions (7)(A)-(C) of this section~~, he or she successfully completes at an approved institution of higher education the maximum number of hours required by the degree plan for the semester;

~~(8)~~ 2.08 "Cost of attendance" means the recognized cost of attendance of an institution of higher education calculated under rules established by the Division of Higher Education;

~~(9)~~ 2.09 "Full Time Student" means a student enrolled in at least twenty-seven (27) semester hours the first academic year and thirty (30) semester hours per academic year thereafter or the equivalent, as described in this rule, or the equivalent as defined by the Division of Higher Education;

- (10) 2.10 "Enrolled" means that the approved institution of higher education where the student is attending class counts the student as enrolled for the hours claimed on the last day to add or drop a class at the approved institution of higher education;
- (11) 2.11 "High school grade point average" means the numbered grade average on a student's high school transcript calculated:
- (a) 2.11.1 For a traditional student, using the first seven (7) of the last eight (8) semesters the student completed prior to graduating high school; or
- (b) 2.11.2 For a nontraditional student, using the last eight (8) semesters the student completed before graduating high school;
- (12) 2.12 "Incarcerated" means a person who has been convicted of a crime and is imprisoned for that crime or is being held in custody for trial or sentencing. Incarceration will result in applicant or recipient being ineligible for the Academic Challenge Scholarship;
- (13) 2.13 "Lawful permanent resident" means a non-United States citizen who resides in the United States under a legally recognized and lawfully recorded permanent residence and who may receive state public benefits under 8 U.S.C. § 1622;
- (14) 2.14 "Qualified certificate program" means a program:
- (a) 2.14.1 That is offered by an approved institution of higher education;
- (b) 2.14.2 For which credit hours are awarded that are creditable toward an associate degree or baccalaureate degree; and
- (c) 2.14.3 Recognized by the United States Division of Education for financial aid purposes;
- (15) 2.15 "Recipient" means an applicant awarded a scholarship funded through the program;
- (16) 2.16 "Semester" means one-half (1/2) of a traditional academic year at an institution of higher education, or an equivalent approved by the Division of Higher Education, in which a student enrolls for not less than:
- (a) 2.16.1 Fifteen (15) credit hours as a full-time student, except that in the first semester as a first-time full-time freshman, a traditional student shall enroll in not less than twelve (12) credit hours; or
- (b) 2.16.2 Six (6) credit hours as a part-time student; or
- 2.16.3 For purposes of summer courses at an institution of higher

education, "semester" means between six (6) and fifteen hours (15) of credit across traditional first and second summer terms, combined.

- (17) 2.17 "State-supported student financial assistance" means a state-supported scholarship, grant, tuition waiver, or tuition reimbursement funded with state funds or net proceeds from the state lottery awarded by:
 - (a) 2.17.1 The Division of Higher Education; or
 - (b) 2.17.2 A scholarship or grant awarded by an institution of higher education in this state in whole or in part by state funds, including without limitation:
 - i. 2.17.2.1 Scholarships awarded on the basis of entrance exam scores or high school academic achievement;
 - ii. 2.17.2.2 Tuition waivers based on age, military service, occupation, or other factors;
 - iii. 2.17.2.3 Out-of-state tuition waivers for undergraduate students from contiguous states in close proximity to a college or university;
 - iv. 2.17.2.4 Scholarships for transfers from two-year institutions;
 - v. 2.17.2.5 Performance scholarships for band, musical performing groups, arts, theater, forensics, and similar activities that are not awarded on the basis of entrance exam scores or high school academic achievement; and
 - vi. 2.17.2.6 Any other publicly funded program under which students are not charged or are reimbursed by the institution of higher education for tuition, fees, books, or other costs of attendance;
- (18) 2.18 "Superscore" means the final composite score that is calculated according to a combination of the highest individual section scores across all of the ACT tests taken by an individual.
- (19) 2.19 "Traditional student" means a student who:
 - (a) 2.19.1 Will enter postsecondary education as a full-time first-time freshman on or before the fall semester of the academic year that begins immediately following:
 - (a) 2.19.1.1 The student's graduation from high school; or

~~(b)~~ 2.19.1.2 The last day of the school year:

~~(1)~~ 2.19.1.2.a That would have been the student's junior or senior year of high school; and

~~(2)~~ 2.19.1.2.b In which the student completes the requirements for high school graduation and obtains a General Educational Development certificate instead of receiving a diploma; and

~~(ii)~~ 2.19.2 Remains continuously enrolled as a full-time student;

~~(B)~~ 2.20 “Traditional student” includes a student who otherwise meets this definition but delays entering postsecondary education under a scholarship hold approved by the Division of Higher Education.

2.21 “Verification roster” means an alphabetical listing by institution of all persons receiving the award for a given academic term.

Procedures

3.00 Basic Eligibility Requirements:

3.01 The basic requirements for an applicant to be eligible for an award from the Arkansas Academic Challenge Scholarship Program are:

~~(1)~~ ~~(A)~~ 3.01.1 The applicant has been an Arkansas resident for at least the twelve (12) months immediately preceding the date the applicant will enroll in an approved institution of higher education.

~~(B)~~ 3.01.2 If the applicant is less than twenty-one (21) years of age, either the applicant or a parent or guardian of the applicant shall have maintained Arkansas residency for at least the twelve (12) months immediately preceding the date the applicant will enroll in an approved institution of higher education.

~~(C)~~ ~~(i)~~ 3.01.2.1 To be considered an Arkansas resident, an applicant shall demonstrate residency by evidence deemed sufficient to the Division of Higher Education.

~~(ii)~~ 3.01.2.2 Evidence of residency may include without limitation information provided by the applicant on the Free Application for Federal Student Aid, or a subsequent application required by the United States Division of Education for federal financial aid.

~~(D)~~ 3.01.3 During the twelve (12) months immediately preceding the date an applicant will enroll in an approved institution of higher education if the person for whom the twelve-month period is calculated under 3.01.1 ~~subdivision (1)(A) or (1)(B)~~ 3.01.2 of this section is deployed outside of Arkansas under military orders, the Division of Higher Education shall calculate the twelve (12) months by:

- (i) 3.01.3.1 Excluding months of military deployment outside of Arkansas that are within the twelve (12) months immediately preceding the date the applicant will enroll in an approved institution of higher education; and
- (ii) 3.01.3.2 Including months the person maintained Arkansas residency immediately preceding the military deployment outside of Arkansas;
- (2) 3.01.4 The applicant is a citizen of the United States or is a lawful permanent resident;
- (3) (A) 3.01.5 The applicant is accepted for admission as a full-time student or part-time student at an approved institution of higher education in a program of study that leads to or is creditable toward:
 - (a) 3.01.5.1 A baccalaureate degree;
 - (b) 3.01.5.2 An associate degree;
 - (c) 3.01.5.3 A certificate from a qualified certificate program; ~~or~~
 - (d) 3.01.5.4 A graduate-level or professional degree; or
 - (ii) 3.01.5.5 An approved school of nursing in a program of study that leads to a nursing diploma under § 6-85-213.
 - (B) 3.01.5.6 A full-time student shall enroll in at least twenty-seven (27) semester hours the first academic year and thirty (30) semester hours per academic year thereafter or the equivalent, as described in this rule, or the equivalent as defined by the Division of Higher Education.
 - (C) 3.01.5.7 A part-time student shall complete at least six (6) semester hours but less than the minimum number of semester hours for a full-time student, as defined by the Division of Higher Education.
- (4) 3.01.6 The applicant has not met the maximum continuing education eligibility requirements under Arkansas Code § 6-85-210;
- (5) 3.01.7 The applicant does not owe a refund on a federal or state student financial aid grant for higher education;
- (6) 3.01.8 The applicant is not in default on a state or federal student financial aid loan for higher education;
- (7) 3.01.9 The applicant has not borrowed, as determined by the approved

institution of higher education to be attended, in excess of the annual loan limits under the Federal Family Educational Loan Program Systems, William D. Ford Federal Direct Loan Program, Income Contingent Loan Demonstration Program, Stafford Loan Program, Parent Loan for Undergraduate Students Program, or Supplemental Loan for Students Program in the same academic year for which the student has applied for assistance under this rule;

- ~~(8)~~ 3.01.10 The applicant is not incarcerated at the time of the application for or during the time the applicant receives a scholarship under this rule;
- ~~(9)~~ 3.01.11 The applicant has complied with United States Selective Service System requirements for registration;
- ~~(10)~~ 3.01.12 The applicant has completed and submitted to the United States Division of Education a Free Application for Federal Student Aid or a subsequent application required by the United States Division of Education for federal financial aid; and
- ~~(11)~~ 3.01.13 The applicant certifies that he or she is drug-free and pledges in writing on the application form to refrain from the use or abuse of illegal substances in order to become eligible and maintain eligibility for this program.

4.00 Additional Eligibility Requirements for Traditional Students.

4.01 In addition to the basic eligibility requirements an applicant is eligible as a traditional student if the applicant:

- ~~(1)~~ 4.01.1 Graduated from an Arkansas public high school and has a minimum superscore of nineteen (19) on the ACT or the equivalent score on an ACT equivalent;
- ~~(2)~~ 4.01.2 Has a disability identified under the Individuals with Disabilities Education Act, 20 U.S.C § 1400 et seq., as it existed on July 1, 2009, and graduated from an Arkansas public high school, and either:
 - ~~(A)~~ 4.01.2.1 Had a minimum superscore of nineteen (19) on the ACT or the equivalent score on an ACT equivalent;
- ~~(3)~~ 4.01.3 Achieved a minimum superscore of nineteen (19) on the ACT or the equivalent score on an ACT equivalent; and
 - ~~(B)~~ 4.01.3.1 Graduated from a private high school, an out-of-state high school, or a home school high school; or
 - ~~(C)~~ 4.01.3.2 In the year in which the student would have been a junior or senior in high school, completed the requirements for

high school graduation and obtained a high school equivalency diploma approved by the Division of Workforce Services instead of receiving a diploma; or

- ~~(4)~~ 4.01.4 Meets the following criteria:
 - ~~(D)~~ 4.01.4.1 Was enrolled at an institution of higher education in the immediately preceding academic year as a full-time, first-time freshman;
 - ~~(E)~~ 4.01.4.2 Did not receive a scholarship under this rule as a first-time, full-time freshman;
 - ~~(F)~~ 4.01.4.3 Successfully completed with the equivalent of a minimum letter grade of “D” at least twenty-seven (27) semester hours of courses as a full-time, first-time freshman; and
 - ~~(G)~~ 4.01.4.4 Achieved a postsecondary grade point average of at least 2.5 on a 4.0 scale as a full-time, first-time freshman.

5.00 Additional eligibility requirements for a nontraditional student.

5.01 In addition to the basic eligibility requirements an applicant is eligible as a nontraditional student if the applicant meets one (1) of the following requirements:

- ~~(5)~~ 5.01.1 If the applicant has not been enrolled in an approved institution of higher education, has graduated from an Arkansas public high school, a private high school, an out-of-state high school, a home school high school, or obtained a high school equivalency diploma approved by the Division of Workforce Services and had a minimum superscore of nineteen (19) on the ACT or the equivalent score on an ACT equivalent; or
- ~~(6)~~ 5.01.2 If the applicant has been enrolled in an approved institution of higher education, has earned a postsecondary grade point average of at least 2.5 on a 4.0 scale.

6.00 Continuing eligibility.

- ~~(a)~~ ~~(1)~~ ~~(A)~~ 6.01 A recipient who meets continuing eligibility criteria under this rule shall receive a scholarship for one (1) academic year renewable annually until the recipient has earned one hundred twenty (120) semester credit hours.
- ~~(B)~~ 6.02 A recipient may continue to receive a scholarship after he or she has earned one hundred twenty (120) semester credit hours, but not more than one hundred thirty (130) semester credit hours, if the student is enrolled in a baccalaureate degree program that requires more than one hundred twenty (120)

semester credit hours as provided under Arkansas Code § 6-61-232.

(1) 6.03 A semester in which a student withdraws or fails to complete the number of credit hours for which the student first enrolled is counted toward the maximum number of semesters for which the student may receive a scholarship award under this rule.

(2) 6.04 The maximums under ~~this subsection~~ section 6.00 apply to any degree program, regardless of whether or not the degree program requires additional semesters.

(3) 6.05 A recipient may attend summer terms at the student's own expense to earn credit hours necessary to maintain eligibility for a scholarship under this rule.

6.05.1 A student may use a scholarship under this program for a summer term if the student maintained continuing eligibility for the program during the immediately preceding spring semester.

6.05.1.1 However, the institution at which a student who is a recipient of a scholarship under this rule is enrolled shall advise the recipient that if he or she chooses to utilize a scholarship under this rule for a summer term:

6.05.1.1.a That Arkansas Code § 6-85-212 provides that a recipient shall receive no more than one (1) year of a scholarship under this rule; and

6.05.1.1.b That if the student does not earn the maximum number of credit hours during the summer semester, the student will be at a shortfall for potential scholarship funds for a traditional academic semester.

(4) 6.06 For each eligible term, all required hours for continuing eligibility must be taken at one approved institution.

(5) 6.07 To maintain eligibility for an Arkansas Academic Challenge Scholarship under this rule, a recipient shall:

(6) 6.07.1 Continue to meet the relevant eligibility requirements of this rule while a recipient of a scholarship under this rule;

(2) (A) 6.07.2 Meet the satisfactory academic progress standards required to receive other financial aid at the approved institution of higher education where the recipient is enrolled, as determined by the Division of Higher Education in conjunction with the institution of higher education where the recipient is enrolled.

(H) (i) 6.07.2.1 A recipient who does not successfully complete any

credit hours toward degree completion in a semester in which he or she received a scholarship under this rule immediately forfeits the remainder of the scholarship award for that academic year.

~~(ii)~~ 6.07.2.2 The Division shall notify the recipient of the loss of eligibility under this subdivision.

~~(C)~~ 6.07.2.3 By accepting scholarship funds under this rule, the receiving institution certifies that students will be enrolled in courses that will meet satisfactory academic progress standards leading toward a certificate, an associate degree, a nursing diploma, a baccalaureate degree, or a graduate-level or professional degree.

~~(7)~~ 6.07.3 If enrolling in one (1) or more remedial courses, complete all remedial courses required by the approved institution of higher education by the time the student completes the first thirty (30) semester hours attempted after receiving the scholarship;

~~(8)~~ 6.07.4 Earn a postsecondary grade point average of 2.5 or higher on a 4.0 scale at an approved institution of higher education;

~~(9)~~ 6.07.5 Enroll in courses that lead toward a baccalaureate degree or graduate-level or professional degree after attempting the lesser of:

~~(A)~~ 6.07.5.1 Five (5) semesters; or

~~(B)~~ 6.07.5.2 The completion of an associate degree program; and

~~(10)~~ 6.07.6 Meet any other continuing eligibility criteria established by the Division of Higher Education.

~~(b)~~ 6.08 A traditional student recipient who loses eligibility for a scholarship may apply as a first-time nontraditional student.

~~(2)~~ 6.08.1 A recipient under ~~subdivision (c)(1) of this section~~ 6.08 who loses eligibility for the nontraditional student scholarship is not eligible to apply for a scholarship under any eligibility provision of this rule.

~~(e)~~ 6.09 If a recipient is subject to losing a scholarship under ~~subsection (e) of this section~~ 6.08 due to a catastrophic event experienced by the recipient or a family member of the recipient, the Division may waive the requirements of this section and determine the appropriate requirements for the recipient to either retain or regain the scholarship.

7.00 Scholarship award amounts.

~~(a) The General Assembly may use net proceeds from the state lottery to fund the scholarships awarded under this rule and to supplement the state-supported student financial assistance that~~

~~the General Assembly determines is necessary to meet the state's objective for broadening and increasing access of Arkansas citizens to higher education.~~

~~(b) Net proceeds from the state lottery used to fund scholarships under this rule shall:~~

~~(1) Be used exclusively for the purposes set out in Arkansas Constitution, Amendment 87, and this rule; and~~

~~(2) Supplement and shall not supplant nonlottery state educational resources.~~

~~(c) The scholarships established under this rule are subject to available funding and do not create for any student an entitlement to financial assistance to enable the student's attendance at an approved institution of higher education.~~

~~(d)(1)(A)-7.01~~ Subject to the availability of net revenue, the scholarship award amount under this rule for an academic year for a full-time recipient enrolled in a four-year approved institution of higher education is:

~~(i)~~ 7.01.1 One thousand dollars (\$1,000) for a recipient who has earned less than twenty-seven (27) semester credit hours;

~~(ii)~~ 7.01.2 Four thousand dollars (\$4,000) for a recipient who has earned at least twenty- seven (27) semester credit hours but less than fifty-seven (57) semester credit hours;

~~(iii)~~ 7.01.3 Four thousand dollars (\$4,000) for a recipient who has earned at least fifty- seven (57) semester credit hours but less than eighty-seven (87) semester credit hours; and

~~(iv)(a)~~ 7.01.4 Five thousand dollars (\$5,000) for a recipient who has earned at least eighty-seven (87) semester credit hours but no more than one hundred twenty (120) semester credit hours, unless the recipient is enrolled in a baccalaureate degree program that requires more than one hundred (120) semester credit hours, but not more than one hundred thirty (130) semester credit hours, ~~as provided under Arkansas Code § 6-61-232~~, then up to the number of credit hours required to complete the baccalaureate program.

~~(b)~~ 7.01.4.1 A recipient shall receive no more than one (1) year of the scholarship provided under ~~subdivision (d)(1)(A)(iv)(a) of this section~~ 7.01.4 unless the recipient is enrolled in a baccalaureate degree program that requires more than one hundred (120) semester credit hours as provided under Arkansas Code § 6-61-232.

~~(c)(1)~~ 7.01.4.2 A recipient who is eligible to receive the scholarship under ~~subdivision (d)(1)(A)(iv)(a) of this section~~ 7.01.4 may receive the scholarship while enrolled in a semester as a part-time student.

~~(2)~~ 7.01.4.3 The scholarship amount for the semester in which a recipient is enrolled as a part-time student ~~under subdivision (d)(1)(A)(iv)(c)(1) of this section~~ 7.01.4.2 shall be prorated by the number of credit hours in which the recipient is

enrolled.

~~(B)(i)~~ 7.02 To determine the correct scholarship award amount based on credit hours, a first-time recipient shall submit a current college or university transcript if the first-time recipient has earned any semester credit hours to the Division of Higher Education no later than a date determined by the division prior to the academic year for which the first-time recipient will receive an initial scholarship award.

~~(ii)~~ 7.02.1 _____ A first-time recipient who does not submit a transcript to the Division on or before the date determined by the division shall receive the award amount under ~~subdivision (d)(1)(A)(i) of this section~~ 7.01.1.

~~(C)(i)~~ 7.03 An applicant may elect for the earned semester credit hours under ~~subdivision (d)(1)(A) of this section~~ 7.01 to be only those semester credit hours earned after graduating from high school or obtaining a high school equivalency diploma approved by the Division of Workforce Services.

~~(ii)~~ 7.03.1 _____ If the applicant makes the election under ~~subdivision (d)(1)(C)(i) of this section~~ 7.03, any semester credit hours earned through concurrent credit or any other method before graduating high school or obtaining a high school equivalency diploma approved by the Division of Workforce Services shall not be counted as earned semester credit hours for the purposes of determining a recipient's scholarship award amount under ~~subdivision (d)(1)(A) of this section~~ 7.01.

~~(2)(A)~~ 7.04 An aggregate amount of scholarship awards to ~~nontraditional students~~ of up to fifteen million dollars (\$15,000,000) shall be awarded to nontraditional students.

~~(B)(i)~~ 7.04.1 _____ Any excess funding that the Division of Higher Education receives for scholarship awards ~~the Division received under Arkansas Code § 23-115-801~~ shall be returned to the Office of the Arkansas Lottery.

~~(ii)~~ 7.04.2 _____ Priority for scholarships awarded to nontraditional students is based on:

~~(i)~~ 7.04.2.1 _____ The applicant's level of progress toward completion of a certificate, an associate degree, a nursing diploma, a baccalaureate degree, or a graduate-level or professional degree; or

~~(ii)~~ 7.04.2.2 _____ Other criteria established by the ~~Division of Higher Education~~ division.

~~(3)~~ 7.04.3 Subject to the availability of net revenue, the scholarship award for an academic year for a full-time student enrolled in one (1) of the following institutions of higher education is one thousand dollars (\$1,000) for the first year and three thousand dollars (\$3,000) for the second year:

~~(A)~~ 7.04.3.1 A two-year approved institution of higher education;

~~(B)~~ 7.04.3.2 A branch campus of a four-year approved institution of higher education; or

~~(C)~~ 7.04.3.3 An approved school of nursing.

~~(4)~~ 7.04.4 Subject to the availability of net revenue, the scholarship award amount for a part-time student recipient shall be:

~~(A)~~ 7.04.4.1 One-half (1/2) of the award amount for a full-time student recipient, if the recipient is enrolled in at least six (6) semester hours but less than nine (9) semester hours; or

~~(B)~~ 7.04.4.2 Three-quarters (3/4) of the award amount for a full-time student recipient, if the recipient is enrolled in at least nine (9) semester hours but less than the number of hours required for a full-time student recipient.

~~(5)~~ 7.04.5 A current recipient who maintains eligibility for the scholarship under this rule shall continue to receive the scholarship award amount first awarded to the recipient.

~~(6)~~ 7.04.6 The division shall give priority for a scholarship award to a full-time or part-time student:

~~(A)~~ 7.04.6.1 Who meets the eligibility requirements under this rule; and

~~(B)~~ 7.04.6.2 Whose parent, by birth or legal adoption:

~~(i)~~ 7.04.6.2.a Was a resident of the State of Arkansas at the time that person entered the service of the United States Armed Forces or whose official residence is in Arkansas; and

~~(ii)~~ 7.04.6.2.b Was a member of the United States Armed Forces who was killed while performing military duty:

~~(a)~~ 7.04.6.2.b.i In a status identified under 32 U.S.C. § 101 et seq. or 10 U.S.C. § 101 et seq. as they existed on January 1, 2011; or

~~(b)~~ 7.04.6.2.b.ii In state active duty status.

~~(e) Annually by December 15, the Legislative Council shall provide to the General Assembly its—
—recommendations for any changes to the:~~

- ~~(1) Award amounts;~~
- ~~(2) Number or type of scholarships; and~~
- ~~(3) Eligibility requirements.~~

~~(f) It is the intent of the General Assembly that in determining award amounts under this rule, the General Assembly will consider whether sufficient funds will be available to pay for scholarship awards through the anticipated completion of the degree or certificate a recipient is seeking.~~

~~(g) 7.05~~ 7.05 All awards under this ~~subchapter~~ rule are subject to the prohibition under Arkansas Code § 6-80-105 against using public funds in a student financial package in excess of the recognized cost of attendance at the institution where the student is enrolled.

~~(h)(1) 7.06~~ 7.06 If the division has less than a sufficient amount from net proceeds from the state lottery to provide for the scholarship commitments under this rule, ~~the division shall give priority for continued financial support under this rule to a student with continuing eligibility superior to first-time applicants~~ students with continuing eligibility shall have priority for continued financial support over first-time applicants.

~~(2)~~ 7.06.1 If the funding is insufficient to fully fund the scholarships for students with continuing eligibility—~~created under this rule~~, the division shall award scholarships based upon the following criteria to students with continuing eligibility as follows:

~~(A)~~ 7.06.1.1 First, to students who have the highest level of progress toward completion of a certificate, an associate degree, a baccalaureate degree, or a graduate-level or professional degree, and who are enrolled in a program of study that is:

~~i.~~ 7.06.1.1.a In an area of critical workforce need as determined by the division; or

~~ii.~~ 7.06.1.1.b In a science, technology, engineering, or mathematics field;

~~(B)~~ 7.06.1.2 Second, to students who have the highest level of progress toward completion of a certificate, an associate degree, a baccalaureate degree, or a graduate-level or professional degree, and who are enrolled in a program of study other than

those listed in ~~subdivision (h)(2)(A) of this section~~ 7.06.1.1; and

(C) 7.06.1.3 Last, in the event funding is insufficient to fully fund students under ~~subdivision (h)(2)(A) or (h)(2)(B) of this sections~~ 7.06.1.1 or 7.06.1.2, to students who have the highest postsecondary grade point average.

~~(3)(A)~~7.06.2 If after funding all students with continuing eligibility under this ~~section~~ rule funding is insufficient to fund all qualified first-time applicants, ~~the division shall award~~ scholarships will be awarded to first-time applicants in order of priority based upon the applicants' ACT superscore or ACT-equivalent superscore.

~~(B)~~7.06.3 If after prioritizing first-time applicants based upon the applicants' ACT or ACT equivalent scores funding is insufficient to fund all applicants with like ACT or ACT equivalent scores, ~~the division shall determine who receives an award by random drawing~~ scholarships will be determined by lot from the remaining pool of applicants with like ACT or ACT equivalent scores.

8.00 Payments of Scholarships.

~~(A)~~8.01 The ~~Arkansas~~ Division of Higher Education shall disburse scholarships to the approved institution of higher education of the student's choice. ~~The Arkansas Division of Higher Education shall send funds to the institution~~ via electronic funds transfer or state warrant.

8.02 After ~~verification of full time enrollment,~~ the institution of higher education verifies that the student is enrolled, the institution of higher education will disburse the scholarship to the student according to the institution's disbursement procedures.

8.02.1 The scholarship payment ~~will~~ shall correspond to academic terms, semesters, quarters, or equivalent time periods at the eligible institution of higher education. ~~In no instance may however,~~ the entire amount of the scholarship disbursement for an educational academic year shall not be paid ~~to or on behalf of such student~~ in advance.

~~(B) Transfer of Scholarships to another Approved Institution~~

8.03 A recipient who has received an Academic Challenge Scholarship may transfer the scholarship to another approved Arkansas institution of higher education, provided that:

~~1-~~8.03.1 The student notifies the ~~Arkansas Division of Higher Education~~ division of the change of status by October 1 for the fall term and by February 1 for the ~~winter and/or winter term,~~ winter term, spring term, or summer term by changing the college on the student's ~~ADHE YOU~~ universal financial aid account managed by the division;

~~(C) Repayment of Scholarships~~

8.04 If the recipient of a scholarship withdraws, drops out, or is expelled on or after the first day of class of a payment period, the institution ~~of higher education will~~ shall determine whether the student received an overpayment of financial aid funds for non-institutional expenses, and recover any overpayments.

8.04.1 Overpayment is the difference between the amount received as cash disbursements and the amount incurred for non-institutional costs during the portion of the payment period that the student was actually enrolled. ~~It is the institution's responsibility to contact students and recover overpayments.~~

~~(D) Refunds~~

~~The Arkansas Academic Challenge Scholarship Program is entitled to a refund of the scholarship or loan amount, for that semester, if the~~ 8.05 ~~If a recipient of a scholarship or loan withdraws, drops out, or is expelled on or after his or her first day of class of the payment period a semester and the situation falls under the refund policy of the institution. The scholarship is required to be refunded to the institution under the institution's refund policy, then the institution shall pay remit the refund to the Arkansas Division of Higher Education division.~~

~~(E) Overpayment~~

8.06 If the award of an Arkansas Academic Challenge Scholarship results in an overpayment to the student ~~according to the state law (Arkansas Code § 6-80-105) governing the stacking of scholarships,~~ the institution shall follow the ADHE division's Scholarship Stacking Policy in reducing the student's financial package to prevent the student from receiving funds above the federally recognized cost of attendance.

9.00 Institutional Responsibilities.

I. ~~College/University Responsibilities~~

A. ~~Administrative Agreement~~

9.01 The chief executive officer of ~~the an~~ eligible institution ~~is responsible for appointing one~~ shall appoint a representative from the institution's financial aid office to act as administrator of the Arkansas Academic Challenge Scholarship Program and to receive all communications, forms, etc.

9.01.1 This representative is responsible for student eligibility verification, data management and compliance with all program rules and regulations. ~~The institution must comply with all rules and regulations in order to maintain continued eligibility status.~~

~~B. Disbursement Records~~

~~9.02~~ The institution shall maintain information on the student indicating disbursement of scholarship funds.

~~C. Institutional Verification~~

~~9.03~~ The institution shall provide certification of full-time enrollment and enrollment in courses that will meet satisfactory academic progress standards, as of the eleventh day of classes, by completing a verification roster each semester after registration.

~~The Verification Roster is an alphabetical listing by institution of all persons receiving the award for a given academic term. The certifying official is responsible for completing the verification rosters each semester or trimester. The Arkansas Division of Higher Education shall provide electronic~~ 9.03.1 Electronic verification rosters will be provided to the Financial Aid Administrator institutions for each semester or trimester as needed.

~~9.03.2~~ The electronic verification rosters shall be returned to the ~~Arkansas Division of Higher Education~~ by November 1 for the fall term and by March 15 for the spring term. ~~Students who are enrolled less than full time in the current term shall not receive scholarship benefits in that term.~~

~~The Arkansas Division of Higher Education shall also provide electronic~~ 9.03.3 Electronic continuing eligibility rosters will be provided to the Financial Aid Administrator institutions before the end of the spring term.

~~9.03.4~~ The continuing eligibility rosters shall be returned to the ~~Arkansas Division of Higher Education~~ division no later than June 1 to ensure that adequate time is provided to notify students of their status in the program.

~~D. Deadlines for Disbursement of Funds~~

~~The deadline for disbursement of funds is no later than 10 days after receipt of funds. Any outstanding funds not disbursed by these dates must be returned to the Arkansas Division of Higher Education.~~ 9.04 Institutions shall disburse funds to students no fewer than ten (10) days after receipt of the funds from the division.

~~9.04.1~~ For those students whose applications are received by ~~ADHE~~ the division too late to allow disbursement by these dates, disbursement will be made within ten (10) working days of receipt of the verification roster and electronic transfer of funds.

~~E. Due Diligence~~

~~The~~ 9.05 Each institution will exercise due diligence in providing shall provide

complete, accurate, and timely information as requested by the ~~Arkansas Division of Higher Education~~ division on any Arkansas Academic Challenge Scholarship recipient or former recipient. ~~In addition, the institution will exercise due diligence in complying with all the rules and regulations of the Arkansas Academic Challenge Scholarship Program.~~

~~9.05.1~~ 9.05.1 The ~~Arkansas Division of Higher Education~~ division will periodically review the institution's records concerning ~~this~~ the program ~~in an effort to exercise its due diligence requirements as a steward of state funds.~~

II. Recipient's Responsibilities

It is the recipient's responsibility to 9.06 Each recipient shall notify the ~~Arkansas Division of Higher Education~~ division of any change in status within twenty one (21) days. ~~This will include:~~ including without limitation:

- 9.06.1 Change in name;
- 9.06.2 Change in address;
- 9.06.3 Change in institution;
- 9.06.4 Change in full-time status (~~twelve college credit hours for those students who are in their first fall semester following high school graduation, fifteen college credit hours for those students who are beyond the first fall semester following high school graduation~~)

9.07 Failure to notify the ~~Arkansas Division of Higher Education~~ division of a change of status may affect future eligibility.

10.00 Scholarship hold - Leave of absence.

~~(a)~~ 10.01 The Division of Higher Education may approve a scholarship hold or a leave of absence for a traditional student for a period of twenty-four (24) months or less.

~~(b)~~ 10.02 The reasons for a scholarship hold or a leave of absence may include without limitation:

~~(1)~~ 10.02.1 A medical condition of the student or a member of the student's immediate family that, on the basis of a physician's good-faith judgment, necessitates the student or the student's immediate family member to be hospitalized or receive outpatient or home-based medical care or to recuperate until released by the attending physician;

~~(2)~~ 10.02.2 A personal or family emergency that requires the student to:

~~(A)~~ 10.02.2.1 Attend the funeral of an immediate family member; or

~~(B)~~ 10.02.2.2 Visit a relative of the student if the relative has a medical condition in which death is possible or imminent; or

~~(3)~~ 10.02.3 Military service under § 6-61-112; or

~~(4)(A)~~ 10.02.4 A commitment of twelve (12) to twenty-four (24) months for service in a national or international humanitarian project sponsored by a nonprofit corporation organized with a charitable or educational purpose.

~~(B)~~ 10.02.4.1 The student's commitment shall be expressed in a written agreement with the nonprofit organization including the terms of completion for the student's service on the related project.

~~(C)~~ 10.02.4.2 The Division shall release a scholarship hold or a leave of absence, whichever is applicable, if the Division determines that the student did not complete the commitment under the written agreement.

11.00 ARKANSAS CHALLENGE PLUS SCHOLARSHIP

11.01 A student is eligible to receive an Arkansas Challenge Plus Scholarship for an academic semester or academic year if the student:

11.01.1 Applies for and maintains eligibility for a scholarship under the Arkansas Academic Challenge Scholarship Program; and

11.01.2 Demonstrates financial need as determined by the Free Application for Federal Student Aid (FAFSA).

11.02 An Arkansas Challenge Plus Scholarship shall be awarded to eligible applicants:

11.02.1 In addition to a scholarship awarded under the Arkansas Academic Challenge Scholarship Program;

11.02.2 Based on the amount of financial need as determined by the Free Application for Federal Student Aid (FAFSA);

11.02.3 As determined by the Division of Higher Education if sufficient funds are available; and

11.02.4 In increments of one thousand dollars (\$1,000) per eligible student per academic year, with a maximum of four thousand dollars (\$4,000) per eligible student per academic year, as determined by the division.

11.03 The sum of an Arkansas Challenge Plus Scholarship and an Arkansas Academic Challenge Scholarship shall not exceed five thousand dollars (\$5,000) total per eligible student per academic year.

11.04 Scholarship amounts awarded may vary each year depending on the amount of funding available.

1 State of Arkansas
2 94th General Assembly
3 Regular Session, 2023
4

As Engrossed: H2/14/23

A Bill

HOUSE BILL 1412

5 By: Representative J. Mayberry
6 By: Senator J. English
7

For An Act To Be Entitled

9 AN ACT CONCERNING RULES PROMULGATED BY THE DIVISION
10 OF HIGHER EDUCATION; TO REQUIRE THE DIVISION OF
11 HIGHER EDUCATION TO PROMULGATE CERTAIN RULES
12 CONCERNING THE ADMINISTRATION OF SCHOLARSHIPS FUNDED
13 WITH STATE FUNDS AND LOTTERY PROCEEDS; TO DECLARE AN
14 EMERGENCY; AND FOR OTHER PURPOSES.

Subtitle

18 TO REQUIRE THE DIVISION OF HIGHER
19 EDUCATION TO PROMULGATE CERTAIN RULES
20 CONCERNING THE ADMINISTRATION OF
21 SCHOLARSHIPS FUNDED WITH STATE FUNDS AND
22 LOTTERY PROCEEDS; AND TO DECLARE AN
23 EMERGENCY.
24
25

26 BE IT ENACTED BY THE GENERAL ASSEMBLY OF THE STATE OF ARKANSAS:
27

28 SECTION 1. Arkansas Code Title 6, Chapter 80, Subchapter 1, is amended
29 to add an additional section to read as follows:

30 6-80-109. Division of Higher Education – Rules.

31 (a) The Division of Higher Education shall promulgate or update
32 existing division rules to allow a student who is a recipient of a
33 scholarship to utilize scholarship funds to enroll in and attend courses
34 offered during a summer term at the postsecondary institution in which the
35 student is enrolled.

36 (b) Rules promulgated under this section shall include without



1 limitation requirements concerning:

2 (1) Student eligibility; and

3 (2) The disbursement and administration of scholarship funds

4 utilized by a student to enroll in and attend courses offered during a summer
5 term.

6 (c) As used in this section, "scholarship" shall include a scholarship
7 program that is:

8 (1) Funded with state funds or lottery proceeds; and

9 (2) Administered by the division.

10

11 SECTION 2. Arkansas Code § 6-85-204(14), concerning the definition of
12 "semester" under the Arkansas Academic Challenge Scholarship Program, is
13 amended to read as follows:

14 (14)(A) "Semester" means one-half (½) of a traditional academic
15 year at an institution of higher education, or an equivalent approved by the
16 division, in which a student enrolls for not less than:

17 ~~(A)(i)~~ Fifteen (15) credit hours as a full-time student,
18 except that in the first semester as a first-time full-time freshman, a
19 traditional student shall enroll in not less than twelve (12) credit hours;
20 or

21 ~~(B)(ii)~~ Six (6) credit hours as a part-time student.

22 (B) For purposes of summer courses at an institution of
23 higher education, a "semester" shall mean the same as is defined by the
24 division, as required by § 6-80-109;

25

26 SECTION 3. EMERGENCY CLAUSE. It is found and determined by the
27 General Assembly of the State of Arkansas that the Division of Higher
28 Education must make certain arrangements to facilitate the use of Arkansas
29 Academic Challenge Scholarship funds for upcoming summer courses; and that
30 many of these arrangements must occur in time for the 2023-2024 school year.
31 Therefore, an emergency is declared to exist, and this act being necessary
32 for the preservation of the public peace, health, and safety shall become
33 effective on July 1, 2023.

34

35 /s/J. Mayberry

36 **APPROVED: 3/30/23**

1 State of Arkansas
2 94th General Assembly
3 Regular Session, 2023
4

As Engrossed: H3/16/23

A Bill

HOUSE BILL 1333

5 By: Representatives Lundstrum, Long, McAlindon, R. Scott Richardson, Rose, Underwood, Unger
6 By: Senator J. English
7

For An Act To Be Entitled

9 AN ACT CONCERNING THE ARKANSAS CONCURRENT CHALLENGE
10 SCHOLARSHIP PROGRAM; TO AMEND THE DEFINITION OF A
11 STUDENT UNDER THE ARKANSAS CONCURRENT CHALLENGE
12 SCHOLARSHIP PROGRAM; AND FOR OTHER PURPOSES.
13

Subtitle

14
15
16 TO AMEND THE DEFINITION OF A STUDENT
17 UNDER THE ARKANSAS CONCURRENT CHALLENGE
18 SCHOLARSHIP PROGRAM.
19

20
21 BE IT ENACTED BY THE GENERAL ASSEMBLY OF THE STATE OF ARKANSAS:
22

23 SECTION 1. Arkansas Code § 6-85-402(4), concerning the definition of
24 "student" under the Arkansas Concurrent Challenge Scholarship Program, is
25 amended to read as follows:

26 (4) "Student" means a person ~~who has junior or senior status and~~
27 in grade ten (10), grade eleven (11), or grade twelve (12) who is enrolled at
28 a:

- 29 (A) Public high school in Arkansas;
 - 30 (B) Private high school in Arkansas; or
 - 31 (C) Home school, as defined in § 6-15-501.
- 32

33 /s/Lundstrum
34

35 APPROVED: 4/4/23
36



1 State of Arkansas *As Engrossed: H2/20/23 H4/5/23*

2 94th General Assembly **A Bill**

3 Regular Session, 2023

HOUSE BILL 1417

4

5 By: Representative Lundstrum

6 *By: Senator J. English*

7

8

For An Act To Be Entitled

9 *AN ACT TO AMEND THE ARKANSAS ACADEMIC CHALLENGE*
10 *SCHOLARSHIP PROGRAM TO INCLUDE VOCATIONAL-TECHNICAL*
11 *SCHOOLS AND TECHNICAL INSTITUTES AS APPROVED*
12 *INSTITUTIONS OF HIGHER EDUCATION; TO ENSURE THAT*
13 *CERTAIN FUNDS FROM THE HIGHER EDUCATION GRANTS FUND*
14 *ACCOUNT ARE EXPENDED ON STUDENTS ENROLLED IN A*
15 *TECHNICAL INSTITUTE OR A VOCATIONAL-TECHNICAL SCHOOL;*
16 *AND FOR OTHER PURPOSES.*

17

18

19

Subtitle

20 *TO AMEND THE ARKANSAS ACADEMIC CHALLENGE*
21 *SCHOLARSHIP PROGRAM CONCERNING APPROVED*
22 *INSTITUTIONS OF HIGHER EDUCATION; AND*
23 *CONCERNING THE HIGHER EDUCATION GRANTS*
24 *FUND ACCOUNT.*

25

26

27 BE IT ENACTED BY THE GENERAL ASSEMBLY OF THE STATE OF ARKANSAS:

28

29 *SECTION 1. Arkansas Code § 6-85-204(3), concerning the definition of*
30 *an "approved institution of higher education" under the Arkansas Academic*
31 *Challenge Scholarship Program, is amended to read as follows:*

32 *(3)(A) "Approved institution of higher education" means an*
33 *institution of higher education approved by the division to participate in*
34 *the Arkansas Academic Challenge Scholarship Program and that is:*

35 *~~(A)(i)~~ A state-supported two-year or four-year*
36 *college or university;*



1 ~~(B)(ii)~~ A private, nonprofit two-year or four-year
 2 college or university with its primary headquarters located in Arkansas that
 3 is eligible to receive Title IV federal student aid funds; ~~or~~

4 ~~(C)(iii)~~ An approved school of nursing, subject to
 5 the provisions of § 6-85-213(c);

6 (iv)(a) A public or private vocational-technical
 7 school.

8 (b) A public or private vocational-technical
 9 school shall be bonded and insured; or

10 (v)(a) A public or private technical institute.

11 (b) A public or private technical institute
 12 shall be bonded and insured.

13 (B) An approved institution of higher education that is a
 14 private, nonprofit two-year or four-year college or university shall be
 15 eligible to receive Title IV federal student aid funds;

16
 17 SECTION 2. Arkansas Code Title 6, Chapter 85, Subchapter 2, is amended
 18 to add an additional section to read as follows:

19 6-85-222. Vocational-technical school and technical institute
 20 eligibility.

21 (a) An applicant for a scholarship under this subchapter who has
 22 applied to or is currently enrolled in a public or private vocational-
 23 technical school or a public or private technical institute shall, in
 24 addition to the relevant eligibility requirements under this subchapter, be
 25 accepted for admission in a program of study that leads to an associate
 26 degree or a certificate program in one (1) of the following high-demand
 27 fields:

28 (1) Industry;

29 (2) Health care; or

30 (3) Information technology.

31 (b) The Division of Higher Education shall file annually by November 1
 32 a report to the Legislative Council in the manner and format that the
 33 Legislative Council requires regarding:

34 (1) All state-supported student financial assistance awarded by
 35 the division under this subchapter to students enrolled in vocational-
 36 technical schools and technical institutes; and

1 (2) The permissible high-demand fields under subsection (a) of
2 this section, including without limitation recommendations for adding or
3 removing a high-demand field that is considered eligible for scholarship
4 purposes under subsection (a) of this section.

5
6 SECTION 3. Arkansas Code § 19-5-302(11), concerning the Higher
7 Education Grants Fund Account of the State General Government Fund, is
8 amended to read as follows:

9 (11) HIGHER EDUCATION GRANTS FUND ACCOUNT.

10 (A) The Higher Education Grants Fund Account shall be used for
11 the:

12 (i) State's contribution for tuition support for Arkansas
13 students attending out-of-state schools in dentistry, optometry, veterinary,
14 podiatry, osteopathy, and chiropractic; and

15 (ii)(a) Disbursement of funds for the Arkansas Academic
16 Challenge Scholarship Program, and other various scholarship, loan, and grant
17 programs as authorized by law and administered by the Division of Higher
18 Education or other state agencies made disbursing agents by the General
19 Assembly from the Higher Education Grants Fund Account.

20 **(b) Disbursement of additional funds allocated for**
21 **the Arkansas Academic Challenge Scholarship Program under this subdivision**
22 **(11)(A)(ii) shall account for the distribution of up to two million dollars**
23 **(\$2,000,000) by the Division of Higher Education on behalf of students who**
24 **are enrolled in a technical institute or a vocational-technical institute.**

25 (B) The Higher Education Grants Fund Account shall consist of
26 transfers from the Private Career School Student Protection Trust Fund under
27 § 6-51-607 and those general revenues and any other funds as may be provided
28 by law;

29
30 /s/Lundstrum

31
32
33
34
35
36

APPROVED: 4/11/23

1 State of Arkansas
2 94th General Assembly
3 Regular Session, 2023
4

As Engrossed: S2/14/23

A Bill

SENATE BILL 248

5 By: Senator J. English
6 By: Representative Evans
7

For An Act To Be Entitled

9 AN ACT TO CREATE THE ARKANSAS CHALLENGE PLUS
10 SCHOLARSHIP PROGRAM; AND FOR OTHER PURPOSES.

Subtitle

14 TO CREATE THE ARKANSAS CHALLENGE PLUS
15 SCHOLARSHIP PROGRAM.

18 BE IT ENACTED BY THE GENERAL ASSEMBLY OF THE STATE OF ARKANSAS:

20 SECTION 1. Arkansas Code Title 6, Chapter 85, is amended to add an
21 additional subchapter to read as follows:

22 Subchapter 6 – Arkansas Challenge Plus Scholarship Program

24 6-85-601. Creation.

25 There is created and established the Arkansas Challenge Plus
26 Scholarship Program.

28 6-85-602. Eligibility.

29 A student is eligible to receive an Arkansas Challenge Plus Scholarship
30 under this subchapter for an academic semester or academic year if the
31 student:

32 (1) Applies for and maintains eligibility for a scholarship
33 under the Arkansas Academic Challenge Scholarship Program; and

34 (2) Demonstrates financial need as determined by the Free
35 Application for Federal Student Aid (FAFSA).



1 6-85-603. Award of scholarship.

2 (a) An Arkansas Challenge Plus Scholarship under this subchapter shall
3 be awarded to eligible applicants:

4 (1) In addition to a scholarship awarded under the Arkansas
5 Academic Challenge Scholarship Program;

6 (2) Based on the amount of financial need as determined by the
7 Free Application for Federal Student Aid (FAFSA);

8 (3) As determined by the Division of Higher Education if
9 sufficient funds are available; and

10 (4)(A) In increments of one thousand dollars (\$1,000) per
11 eligible student per academic year, with a maximum of four thousand dollars
12 (\$4,000) per eligible student per academic year, as determined by the
13 division.

14 (B) The sum of an Arkansas Challenge Plus Scholarship
15 under this subchapter and an Arkansas Academic Challenge Scholarship shall
16 not exceed five thousand dollars (\$5,000) total per eligible student per
17 academic year.

18 (C) Scholarship amounts awarded under this subchapter may
19 vary each year depending on the amount of funding available.

20 (b)(1) Arkansas Challenge Plus Scholarships under this subchapter
21 shall be funded by available net proceeds remaining from the previous
22 academic year after the Office of the Arkansas Lottery:

23 (A) Transfers the funds requested by the division under §
24 23-115-801(c)(2); and

25 (B) Deposits the amount necessary to maintain the
26 Scholarship Shortfall Reserve Trust Account under § 23-115-802 in an amount
27 equal to twenty million dollars (\$20,000,000).

28 (2) However, an Arkansas Challenge Plus Scholarship under this
29 subchapter shall not be awarded for an academic year if:

30 (A) Less than two hundred fifty thousand dollars
31 (\$250,000) is available under subsection (b)(1)(A) of this section; or

32 (B) The division received a loan from the account under §
33 23-115-802 for the Arkansas Academic Challenge Scholarship Program for the
34 previous academic year.

35 (3) The total amount of scholarships awarded under this
36 subchapter shall not exceed twenty-five million dollars (\$25,000,000) for

1 academic year 2023-2024.

2

3 6-85-604. Authority.

4 (a) The Division of Higher Education shall administer the Arkansas
5 Challenge Plus Scholarship Program under this subchapter.

6 (b) The division may promulgate rules to administer the program under
7 this subchapter.

8

9 SECTION 2. EFFECTIVE DATE. This act is effective on and after July 1,
10 2023.

11

12 */s/J. English*

13

14

15 **APPROVED: 3/30/23**

16

17

18

19

20

21

22

23

24

25

26

27

28

29

30

31

32

33

34

35

36

**DIVISION OF HIGHER EDUCATION RULES GOVERNING THE ARKANSAS
ACADEMIC CHALLENGE SCHOLARSHIP**

PUBLIC COMMENTS

Commenter Name and Organization (if applicable):

Comments: No public comments received.

Division Response: No substantive changes made.

Agenda Item No. 22
Higher Education Coordinating Board
January 24, 2025

**RULES GOVERNING THE UNIFORM COURSE CREDIT FOR INSTITUTIONS
OF HIGHER EDUCATION**

In compliance with Act 237 of 2023, the rules for the Uniform Course Credit for Institutions of Higher Education are presented to the Arkansas Higher Education Coordinating Board (AHECB) for final approval.

The following resolution is offered for the Board's consideration:

RESOLVED, That the Arkansas Higher Education Coordinating Board reviews the rules presented in this agenda item for the Uniform Course Credit for Institutions of Higher Education to be administered by the Arkansas Division of Higher Education.

FURTHER RESOLVED, That the Commissioner of the Arkansas Division of Higher Education or his designee is authorized to make technical changes and corrections, when necessary, in the program rules for the Uniform Course Credit for Institutions of Higher Education.

FURTHER RESOLVED, That the Uniform Course Credit for Institutions of Higher Education rules be approved for final approval.

**DIVISION OF HIGHER EDUCATION RULES GOVERNING UNIFORM COURSE
CREDIT FOR INSTITUTIONS OF HIGHER EDUCATION**

Effective Date:

1.00 Definitions

- 1.01 "Advanced Placement examination" means an examination administered through the Advanced Placement Program for which a student seeks to receive college credit;
- 1.02 "Alignment" means equivalent expectations, for which a student seeks to receive college credit;
- 1.02 "CLEP examination" means an examination administered through the College-Level Examination Program for which a student seeks to receive college credit; and
- 1.03 "International Baccalaureate Diploma Programme" means the curriculum and examinations leading to an International Baccalaureate Diploma awarded by the International Baccalaureate.
- 1.04 "Learning outcomes" mean measurable skills, abilities, knowledge, or values that students should be able to demonstrate as a result of successful course completion, for which a student seeks to receive college credit;
- 1.05 "Rigor" means an appropriate level of sophistication, difficulty, and challenge for which a student seeks to receive college credit;

2.00 Faculty Committee Duties & Responsibilities:

- 2.01 To determine whether a student has met the minimum criteria for award of course credit, the Division of Higher Education, in consultation with faculty committees, will determine post-secondary credit to ensure proper alignment and application of uniform credit awards across all Arkansas public institutions.
- 2.01.1 Post-secondary credit will be awarded upon successful completion of:
- 2.01.1.1 The International Baccalaureate Diploma Programme; or
- 2.01.1.2 Achieving required scores on one (1) or more CLEP examinations.
- 2.01.2 As determined by the division, post-secondary credit will also be awarded upon successful completion of, but not limited to:

2.01.2.1 The Cambridge Advanced International Certificate of Education; or

2.01.2.2 Industry based credentials.

2.02 The number of faculty committees will be determined by the division, based on the disciplines being considered for uniform credit, and comprised of no less than seven (7) faculty from two-year and four-year institutions, system and non-system institutions, and representative of different state regions, each appointed by the Commissioner of Higher Education.

2.03 Faculty committees shall be responsible for:

2.03.1.1 The alignment of subject or discipline specific examinations with general education core courses from the Arkansas Course Transfer System (ACTS); and

2.03.1.2 Ensuring appropriate rigor for credit awards by determining performance expectations based on assessment scores.

2.04 Faculty committees may:

2.04.1 Issue recommendations to align subject or discipline specific examinations for courses outside of the general education core courses and the Arkansas Course Transfer System (ACTS).

3.00 Award of Uniform Course Credit:

3.01 For students to receive an award of course credit, ACTS student learning outcomes must align with the knowledge and skills assessed by the Advanced Placement Examination, International Baccalaureate Programme, and College-Level Examination Program (CLEP).

3.02 In determining whether there is proper alignment, faculty committees will consider, but are not limited to, the following:

3.02.1 Learning outcomes; and

3.02.2 Rigor;

3.03 All institutions will have an opportunity to comment on the equivalency prior to the division adding the course equivalency to the Articulation Tables.

3.03.1 It is presumed that all courses are aligned unless the Committee determines otherwise.

- 3.04 If the committee determines there are zero alignment issues found, then uniform credit for the course will be awarded.
- 3.05 Institutions may choose to award additional credit for those students who score higher than the minimum credit awards identified by the faculty committees.
 - 3.05.1 Institutions receiving transfer credit given from another institution beyond the minimum requirement are encouraged to honor additional credit given by the sending institution.
- 3.06 All Advanced Placement, International Baccalaureate, or CLEP examination to course equivalencies will be publicly available online in the Division of Higher Education Credit for Prior Learning Articulation Tables annually.

DRAFT

1 State of Arkansas
2 94th General Assembly
3 Regular Session, 2023
4

As Engrossed: H2/27/23

A Bill

SENATE BILL 294

5 By: Senators B. Davis, Hester, Irvin, J. Dismang, J. English, G. Stubblefield, Flippo, B. Johnson, D.
6 Wallace, Hill, M. Johnson, K. Hammer, D. Sullivan, Gilmore, M. McKee, C. Penzo, J. Boyd, J. Petty, J.
7 Bryant, Crowell, Stone, Dees, J. Payton, J. Dotson, A. Clark
8 By: Representatives Brooks, M. Shepherd, McCollum, B. McKenzie, Pilkington, S. Meeks, Wardlaw,
9 Eubanks, Cozart, Womack, C. Fite, Lundstrum, Bentley, Gonzales, Beck, K. Brown, Richmond, Fortner,
10 Cavanaugh, Maddox, Barker, Rye, Hollowell, Watson, Lynch, Wing, Crawford, L. Johnson, C. Cooper,
11 Breaux, Evans, McGrew, Ray, Beaty Jr., McClure, Milligan, Haak, John Carr, Underwood, Furman, G.
12 Hodges, J. Moore, Achor, Burkes, Hawk, McAlindon, M. Brown, Rose, Puryear, Gramlich, Painter,
13 Duffield, Unger, R. Scott Richardson, Andrews
14

For An Act To Be Entitled

15 AN ACT TO CREATE THE LEARNS ACT; TO AMEND VARIOUS
16 PROVISIONS OF THE ARKANSAS CODE AS THEY RELATE TO
17 EARLY CHILDHOOD THROUGH GRADE TWELVE (12) EDUCATION
18 IN THE STATE OF ARKANSAS; TO DECLARE AN EMERGENCY;
19 AND FOR OTHER PURPOSES.
20

Subtitle

21
22
23 TO CREATE THE LEARNS ACT; TO AMEND
24 VARIOUS PROVISIONS OF THE ARKANSAS CODE
25 AS THEY RELATE TO EARLY CHILDHOOD THROUGH
26 GRADE TWELVE EDUCATION IN THE STATE OF
27 ARKANSAS; AND TO DECLARE AN EMERGENCY.
28

29
30
31 BE IT ENACTED BY THE GENERAL ASSEMBLY OF THE STATE OF ARKANSAS:

32
33 SECTION 1. DO NOT CODIFY. Title.
34 This act shall be known and may be cited as the "LEARNS Act".
35

36 SECTION 2. Arkansas Code § 6-10-128(d)(1), concerning school resource



1 ~~subsections (a) and (b) of this section on a biennial basis, with the first~~
2 ~~report due on March 1, 2020.~~

3
4 SECTION 53. Arkansas Code Title 6, Chapter 50, Subchapter 1, is
5 amended to add an additional section to read as follows:

6 6-50-105. Workforce reporting and information – Requirements.

7 (a) No later than January 31, 2024, the Department of Education, in
8 partnership with the Department of Commerce and the Division of Workforce
9 Services, shall develop, publish, and maintain a strategic workforce
10 dashboard and related resources that will provide, at a minimum, information
11 to job seekers on:

- 12 (1) State and regional labor market conditions;
13 (2) Supply and demand of workers;
14 (3) Workforce program outcomes; and
15 (4) Projected employment growth and declines.

16 (b)(1) No later than January 2025, the Department of Education, in
17 partnership with the Department of Commerce and the Division of Workforce
18 Services, shall develop a single mobile-phone-friendly application for the
19 state that enables every job seeker to view the following without limitation:

- 20 (A) Available jobs in the job seeker's region;
21 (B) Training required for all available jobs; and
22 (C) Where job seekers can obtain required training or

23 certifications that job seekers may not yet have.

24 (2) The application under this subsection may also include the
25 information reported under § 6-60-105.

26
27 SECTION 54. Arkansas Code Title 6, Chapter 60, Subchapter 1, is
28 amended to add an additional section to read as follows:

29 6-60-119. High school course credit.

30 (a) As used in this section:

- 31 (1) "Advanced Placement examination" means an examination
32 administered through the Advanced Placement Program;
33 (2) "CLEP examination" means an examination administered through
34 the College-Level Examination Program; and
35 (3) "International Baccalaureate Diploma Programme" means the
36 curriculum and examinations leading to an International Baccalaureate Diploma

1 awarded by the International Baccalaureate.

2 (b) The Division of Higher Education:

3 (1) Shall establish uniform postsecondary criteria for awarding
 4 credit to students who have successfully completed the International
 5 Baccalaureate Diploma Programme or achieved required scores on one (1) or
 6 more CLEP examinations; and

7 (2) May establish uniform postsecondary criteria for awarding
 8 credit to students who attain other nationally recognized college-level
 9 credentials, including without limitation those attained through:

10 (A) The Cambridge Advanced International Certificate of
 11 Education; and

12 (B) Industry-based credentials.

13
 14 SECTION 55. Arkansas Code § 6-61-217 is amended to read as follows:

15 6-61-217. Minimum core courses for college and career prep.

16 (a) In order to promote a coordinated system of higher education in
 17 Arkansas and to ~~assure~~ ensure an orderly and effective development of each
 18 state-supported institution of higher education, the Arkansas Higher
 19 Education Coordinating Board, after consultation with the State Board of
 20 Education, shall identify a minimum core of high school courses recommended
 21 for preparation for college.

22 (b) The Arkansas Higher Education Coordinating Board, in consultation
 23 with the State Board of Education, shall deem a career-ready pathway to a
 24 diploma to be equivalent to a standard high school diploma.

25 ~~(b)(c)~~ (c) The Arkansas Higher Education Coordinating Board shall
 26 communicate this information at least annually to public school
 27 superintendents, who shall make copies available each year to public school
 28 students enrolled in grades seven through twelve (7-12).

29 ~~(e)(d)~~ (d) The Arkansas Higher Education Coordinating Board may revise the
 30 list of high school courses from time to time, as needed.

31
 32 SECTION 56. Arkansas Code § 6-81-1606 is amended to read as follows:

33 6-81-1606. Duration – Amount.

34 (a)(1) The State Teacher Education Program shall be used to provide a
 35 loan repayment for federal student loans in the amount of+

36 ~~(1) Three thousand dollars (\$3,000)~~ six thousand dollars

**DIVISION OF HIGHER EDUCATION RULES GOVERNING UNIFORM CREDIT FOR
INSTITUTIONS OF HIGHER EDUCATION**

PUBLIC COMMENTS

Commenter Name and Organization (if applicable):

Comments: No public comments received.

Division Response: No substantive changes made.